

MAJOR LEAGUE SOCCER 2002 MLS CUP PLAYOFFS MEDIA GUIDE



PROUDLY PRESENTS THE

2002 MLS CUP PLAYOFFS

WHERE HEROES ARE MADE AND
CHAMPIONS ARE CROWNED®



MLS CUP 2002 COMES TO GILLETTE STADIUM IN FOXBORO, MA



Gillette Stadium will bring the MLS Cup back to New England for the third time in the League's seven-year history. Known affectionately as "The Big Razor," Gillette Stadium will host the League's seventh championship game, MLS Cup 2002, on Sunday, October 20, 2002 at 1:30 p.m. ET. The championship match will be broadcast live on ABC Sports.

The Kraft Family, owners of the Revolution and Super Bowl XXXVI Champion New England Patriots, own and operate Gillette Stadium, the \$325-million, privately-funded venue that represents the newest home for soccer in New England. Occupying more than 17 acres of land in Foxboro, Mass., Gillette Stadium is a 68,000 seat, open-air facility with a natural grass playing surface. The Revolution pitch is 75 yards wide and 115 yards long, the same size as Wembley Stadium in England and Mexico's Estadio Azteca, two of soccer's most revered fields. The pitch also features a subterranean heating system

which allows the grass to go dormant for a shorter period each year, giving the venue greater flexibility for scheduling purposes.

Gillette Stadium has a number of features that make it unique to New England heritage, including a bridge and a 10-story high lighthouse that sits atop the North entrance and welcomes visitors to the stadium. The North and South plazas allow guests to meet and enjoy the atmosphere surrounding the stadium. With more than 350 concession stands (including 46 permanent installations on the concourse that have an uninterrupted view of the field), 1,000 television monitors, 2,000 luxury suite seats, 14,000 parking spaces and 60 bathrooms, Gillette Stadium has proven to be one of the most convenient, family-friendly and state-of-the-art sports facilities ever constructed.

The host of Major League Soccer's inaugural Championship Game in 1996, Foxboro has often been the site for world-class soccer for more than a decade. Foxboro opened its gates to Beantown soccer fans for the first time on June 1, 1991, when the U.S. Men's National Team posted a 1-1 draw with Ireland. This international friendly spawned a generation of soccer fanatics that has turned out in droves to support the hometown New England Revolution, World Cup USA '94, the 1999 Women's World Cup, and the U.S. Men's and Women's National Teams. Nearly three million spectators entered the turnstiles at Foxboro Stadium since the famed 1991 U.S. match to support the world's most beautiful game.

With MLS Cup '02, Foxboro will be the only venue to have seen three MLS Cup competitions played on its plush green pitch. On October 20, 1996, 34,643 rain-drenched fans witnessed D.C. United's grueling, come-from-behind, 3-2 sudden-death win over Western Conference powerhouse Los Angeles. On November 21, 1999, more than 44,000 fans saw the United dynasty capture its third title in four seasons with a 2-0 win over the hard-luck Galaxy, which dropped its third MLS Cup final last season against San Jose.

The Boston area's rich soccer tradition dates back to 1861, with the first formal appearance of the sport of soccer on American soil occurring at hallowed Boston Common. The city also has the distinguished honor of being the birthplace of two professional championships – the World Series in 1903 when the first-year Boston Pilgrims defeated the Pittsburgh Pirates, and most recently, Major League Soccer's inaugural MLS Cup '96.



FOXBORO MA · OCTOBER 20

The 2002 MLS Cup Playoffs Media Guide is produced by MLS Communications. Special thanks to the 10 MLS team public relations departments. All photos contained herein are courtesy of Getty Images, the Official Photographer of Major League Soccer.

For additional extensive information on Major League Soccer's playoff and regular-season history, and individual team statistics from the League's first seven seasons, please refer to www.MLSnet.com, the Official Website of Major League Soccer.

MLS 2002 Overview

Gillette Stadium.....Inside Front Cover
 2002 MLS Playoff Guide Table of Contents.....2
 MLS Directory.....3
 MLS 2002 Playoff Bracket4
 MLS Playoff 2002 Synopsis5
 MLS 2002 Key Dates5
 MLS Press Box Contact Numbers..... 6
 Team Media Relations Contact Numbers 6
 MLS Communications Contact Numbers7
 Visiting Team Hotels7
 MLS Fax-on-Demand Index.....8
 MLS 2002 Playoff Coaches Biographies 9-12

Quarterfinal Matchups

Los Angeles (1) vs. Kansas City (8)
 Matchup Breakdown 13
 2002 Galaxy vs. Wizards Match Boxscores 14
 Head-to-Head Statistics 15

New England (2) vs. Chicago (7)
 Matchup Breakdown 16
 2002 Revolution vs. Fire Match Boxscores..... 17
 Head-to-Head Statistics 18

San Jose (3) vs. Columbus (6)
 Matchup Breakdown 19
 2002 Earthquakes vs. Crew Match Boxscores..... 20
 Head-to-Head Statistics 21

Dallas (4) vs Colorado (5)
 Matchup Breakdown 22
 2002 Burn vs. Rapids Match Boxscores 23
 Head-to-Head Statistics 24

MLS 2002 Playoff Teams

Chicago Fire
 2002 Overview..... 25
 Roster/Pronunciation Guide..... 26
 Statistics/Game-by-Game..... 27,28

Colorado Rapids
 2002 Overview..... 29
 Roster/Pronunciation Guide..... 30
 Statistics/Game-by-Game..... 31,32

Columbus Crew
 2002 Overview..... 33
 Roster/Pronunciation Guide..... 34
 Statistics/Game-by-Game..... 35,36

Dallas Burn
 2002 Overview..... 37
 Roster/Pronunciation Guide..... 38
 Statistics/Game-by-Game..... 39,40

Kansas City Wizards
 2002 Overview 41
 Roster/Pronunciation Guide 42
 Statistics/Game-by-Game 43,44

Los Angeles Galaxy
 2002 Overview 45
 Roster/Pronunciation Guide 46
 Statistics/Game-by-Game 47,48

New England Revolution
 2002 Overview 49
 Roster/Pronunciation Guide 50
 Statistics/Game-by-Game 51,52

San Jose Earthquakes
 2002 Overview 53
 Roster/Pronunciation Guide 54
 Statistics/Game-by-Game 55,56

MLS Playoff History

The Road to MLS Cup '01 57
 The Road to MLS Cup '00 58
 The Road to MLS Cup '99 59
 The Road to MLS Cup '98 60
 The Road to MLS Cup '97 61
 The Road to MLS Cup '96 62
 All-Time MLS Playoff Statistics 63
 All-Time MLS Playoff Highs and Lows 72

The 2002 Regular Season

2002 Month-by-Month Reviews
 March 80
 April..... 81
 May..... 82
 June..... 83
 July 84
 August 85
 September..... 86

Final 2002 MLS Standings and Statistical Leaders 87
 MLS 2002 Game-by-Game Results 95
 MLS 2002 Players of the Week/Month 97

All-Time MLS Record Book

All-Time MLS Leaders 98
 Non-Playoff Team Statistics/Game-by-Game 106
 2002 Standings/Scoring Leaders..... Inside Back Cover

MAJOR LEAGUE SOCCER STATS KEY

FIELD PLAYERS
GP = Games Played; **GS** = Games Started; **MIN** = Minutes played; **G** = Goals; **A** = Assists; **PTS** = Points; **SHT** = Shots; **SOG** = Shots On Goal; **GW** = Game-Winning Goals; **GA** = Game-winning Assists; **PG** = Penalty-kick goals; **PA** = Penalty-kick attempts; **BK** = Blocks; **FC** = Fouls Committed; **FS** = Fouls Suffered; **OF** = Offside; **CK** = Corner Kicks; **C** = Cautions (Yellow Cards); **E** = Expulsions (Red Cards); **CP** = Caution Points

GOALKEEPERS
GP = Games Played; **GS** = Games Started; **MIN** = Minutes played; **SHTS** = Shots faced; **SVS** = Saves; **C/P** = Catch/Punches; **GA** = Goals Allowed; **GAA** = Goals Against Average (Goals allowed per 90 minutes); **PG** = Penalty-kick goals allowed; **PA** = Penalty-kick attempts faced; **W** = Wins; **L** = Losses; **T** = Ties; **SO** = Shutouts

2002 MLS CUP PLAYOFF BRACKET



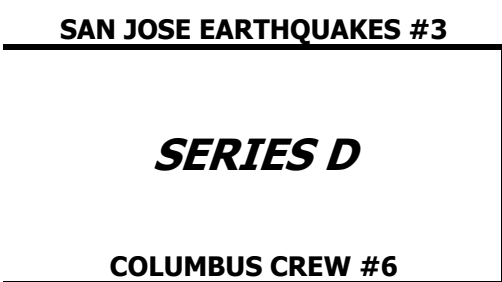
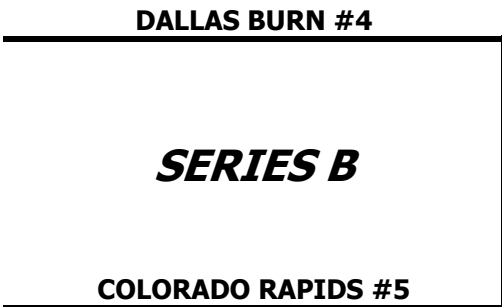
QUARTERFINALS SEPT. 25 - OCT. 2

LOS ANGELES GALAXY

#1



**SEMIFINALS October 5
- October 12**



FOXBORO MA · OCTOBER 20

ABC - 1:30 P.M. (ET)

2002 MLS CUP PLAYOFF SYNOPSIS



Major League Soccer's seventh season has featured exciting races in both conferences with all ten teams remaining alive through the final weekend of the regular season. The Los Angeles Galaxy won the Western Conference for the fourth time (also won the Western Division in 2001), while the New England Revolution captured the Eastern Conference crown for the first time with a late-season push. The 2002 MLS season featured many record-breaking feats by individuals and teams alike. Following is a brief overview of the 2002 MLS playoff structure, which concludes with MLS Cup 2002 at 1:30 p.m. ET on October 20, at Gillette Stadium in Foxboro, Mass.

MLS CUP PLAYOFF SERIES FORMAT (QUARTERFINALS AND SEMIFINALS)

- MLS Quarterfinals and Semifinal series will consist of a maximum of three games, two of which are hosted by the higher-seeded team. (If a third game is necessary)
- During the series, teams will accumulate points as they do in the regular season (win = 3 pts., tie = 1 pt., loss = 0 pts.)
- The standard 10-minute sudden-death overtime will be played following each game in the event the score is tied
- The winner of the series will be the first team to reach or exceed five points in three games or less. (i.e. two wins - 6 pts., or a win and two ties - 5 pts.)
- Should the series remain even on points (3-3 or 4-4) following regulation or overtime of the third game the two clubs will move directly to an **additional 20-minute golden-goal Series Tiebreaker** (two 10-min. halves) ... If neither team scores during the 20-minute period, the game will be decided on penalty kicks according to FIFA regulations

MAJOR LEAGUE SOCCER KEY DATES

September 22	End of MLS regular season
September 22	Roster Freeze Date - Rosters set for MLS Cup Playoffs
September 25 - Oct. 2	MLS Cup Playoff Quarterfinal Round
October 5- 12	MLS Cup Playoff Semifinal Round
October 14	National Soccer Hall of Fame Induction Ceremonies
October 14	MLS Fair Play, U.S. Soccer Foundation Humanitarian of the Year awards announced
October 15	Aquafina Goalkeeper of the Year, ACE Comeback Player of the Year, ACE Trainer of the Year awards announced
October 16	MLS Coach of the Year, ADT Defender of the Year, MLS Rookie of the Year, OSI Referee of the Year, MLS Coach of the Year awards announced
October 17	MLS Goal of the Year announced
October 18	Honda Most Valuable Player announcement at MLS Cup Media Luncheon
October 19	Pepsi Dribble, Pass and Score™ National Finals
October 19	MLS Gala Awards Event
October 19	Pepsi Best 11, Nickelodeon Games and Sports "Play of the Year" awards announced
October 20	MLS Cup 2002 – Gillette Stadium, Foxboro, Massachusetts
October 20	MLS Cup 2002 MVP announced following championship game
October 21	MLS Roster Freeze Ends
October 24	Lamar Hunt U.S. Open Cup Final – Los Angeles Galaxy at Columbus Crew (Columbus Crew Stadium)
November 13-17	FC U-20 World Youth Championships - Group B Finals - Charleston, South Carolina
December 13-15	2002 NCAA College Cup – Dallas, Texas

2002 MLS CUP PLAYOFF COACHES' BIOGRAPHIES

BOB BRADLEY

Chicago Fire

With his team beset by injuries throughout the campaign, Bob Bradley and his club persevered to claim the eighth and final postseason berth on the last day of the season courtesy of a 2-1 win against Columbus.

The victory was the 82nd of Bradley's career in MLS, tying him with Thomas Rongen for the all-time lead. Now with a career MLS record of 82-54-15 (.593),

Bradley, the only man to ever coach Chicago, has guided the Fire to the playoffs in each of his five seasons at the helm. Two more postseason victories will also tie Bradley for the All-Time MLS record (14) currently held by his one-time mentor, current U.S. National Team Coach Bruce Arena.

Since joining Chicago on October 30, 1997, Bradley has led the Fire to one MLS Cup championship and two Lamar Hunt U.S. Open Cup titles, including the elusive "Double" in 1998. The 44-year old Bradley entered this season with the highest winning percentage in MLS history (.622), while garnering 1998 MLS Coach of the Year honors and two Central Division titles along the way.

Before taking the reins in Chicago, Bradley spent two seasons as an assistant coach with D.C. United under Arena. Together at D.C., the two led the team to the first two MLS Cup championships and one U.S. Open Cup title, including a "Double" in 1996.

In the 1998 MLS Cup Final, Bradley's Fire squad knocked off Arena's D.C. United 2-0 at the Rose Bowl and became the first expansion team to win a championship in its first year of operation.

Born on March 3, 1958, in Montclair, New Jersey, Bradley earned his coaching pedigree after playing four seasons at Princeton University. A letter-winner from 1976-79, he led the team in scoring in 1979 and earned honorable mention All-Ivy League selection as a senior.

Upon graduation in 1981, Bradley accepted a head coaching position at Ohio University. He led the Bobcats to a 10-5-2 record before joining Arena as an assistant coach at the University of Virginia. With the Cavaliers, from 1982-83, he helped the school post a 32-7-2 record.

After the 1983 season, Bradley returned to coach at Princeton and proceeded to build the program into an Ivy League power. From 1984-95, he posted a 92-80-15 record and guided the Tigers to two Ivy League titles, three qualifications to the NCAA tournament and a trip to the NCAA Semifinals in 1993.



TIM HANKINSON

Colorado Rapids

Tim Hankinson spearheaded a marked improvement for the Colorado Rapids during his second season in Denver, earning 20 more points and eight more victories in 2002 after last year's disappointing 5-13-8 campaign.

Hankinson, the fourth head coach in Rapids history, brought in Chris Henderson and Mark Chung via the allocation and dispersal drafts to power the Colorado attack and acquired U.S. World Cup standout Pablo Mastroeni at defensive midfield to instantly revamp the Rapids midfield, rejuvenating Carlos Valderrama.

Colorado recorded the third-best home mark in 2002, at 9-3-2, and doubled its road win total to four. Only a home draw on the final day of the season prevented Hankinson's Rapids from earning a #4 seed and home-field advantage in its first-round series with Dallas.

Hankinson, 46, guided the Tampa Bay Mutiny to a 39-38-3 mark during his two-and-a-half year tenure in Tampa Bay before coming to Colorado. Hankinson was 0-4-0 in back-to-back postseason appearances with Tampa Bay in 1999 and 2000.

The New York City native began his coaching career at Oglethorpe University in Atlanta, Ga., in 1978. He guided Alabama A&M to a berth in the NCAA Division I National Championship in 1980. His Bulldogs returned to the Final Four in 1981, losing in sudden-death overtime to UConn in the title game. In 1982, Hankinson began the soccer program at DePaul University, then spent the 1983 season in Europe, attending coaching schools and studying with top First Division clubs Aberdeen (Scotland), Lech Poznan (Poland) and Anderlecht (Belgium).

Hankinson was named head coach at Syracuse University, a position he held from 1985 to 1990. He led the Orangemen to the 1985 Big East Championship and earned Big East Coach of the Year honors in 1986. Two of Hankinson's teams attained Top 20 rankings, and he now ranks as the second all-time winningest head coach at Syracuse with a 69-40-18 mark during his tenure.

In 1991, Hankinson coached UMF Tindastol of the Second Division in Iceland. One year later, he helped found and served as the head coach, general manager and owner of the A-League Charleston Battery. With the Battery, Hankinson fashioned a 27-14 record and led his team to the playoffs twice, reaching the league semifinals in 1994 and garnering 1994 USISL Coach of the Year honors.

Following a stint as general manager of the USISL's Raleigh Flyers, he joined Major League Soccer's player personnel department in 1996 and was responsible for helping stock the various player drafts in 1996 and 1997 before becoming the first-ever NIKE Project-40 Head Coach in 1998.



GREG ANDRULIS

Columbus Crew

Under the guidance of Greg Andrulis, the Crew made a late-season charge for the Eastern Conference title in 2002, but a loss at Chicago in its season finale would send the club into the MLS Cup Playoffs as the sixth seed with a regular season-record of 11-12-5 (38 pts.).

A slow start (1-3-0) to Andrulis' first full campaign as head coach threatened the team's stability until he solidified the club's defensive scheme and the team's wealth of offensive talent found its bearings.

Andrulis will be eager to erase the memory of last season's two-game quarterfinal sweep at the hands of San Jose, which saw the Black-and-Gold outscored 6-1. There is reason to believe for the Crew faithful, as the team has shown remarkable resolve in qualifying for the Lamar U.S. Open Cup Final, scheduled for October 24 at Crew Stadium against Los Angeles.

A veteran coach of some 22 seasons, Andrulis just completed his sixth full season with the Crew, having previously served as the club's assistant coach and goalkeeper coach. After replacing Tom Fitzgerald six games into the 2001 season, the 44-year-old Andrulis led the Crew to a 12-4-4 record, a club-record nine-game unbeaten streak (7-0-2) and the fourth overall seed in the playoffs.

Prior to joining the Crew, Andrulis spent 12 seasons as the head coach at Wright State University. While at Wright State he compiled a 134-72-28 record (.632 winning percentage), making him the school's all-time winningest coach. After taking over the Wright State Raiders program in 1985, Andrulis oversaw considerable progress and success. In 1987, the program ascended to the NCAA Division I ranks, from Division II, and the following season (1988) Andrulis was named the Ohio Coach of the Year for the second time. Impressively, his teams finished with a winning record in each of his 12 seasons at the helm.

A native of Waterbury, Connecticut, Andrulis earned a B.S. degree in Psychology in 1980 from Eastern Connecticut State. After spending a year as an assistant coach at his alma mater, he moved to Springfield College (Mass.), where he coached the junior varsity and freshman teams while earning a M.Ed. in Athletic Counseling. Andrulis also spent three years (1982-84) as an assistant coach at Clemson University (S.C.), which won its first NCAA national championship in 1984. The Tigers went on to claim another national title in 1987, with many of his former recruits.

Andrulis is currently a member of the U.S. National Team's Goalkeeping Staff and also serves as the Region II Olympic Development Goalkeeping Coordinator. He holds a USSF "A" license as well as an Advanced National Diploma from the NSCAA. Greg and his wife, Lorrie, reside in Miamisburg, Ohio, with their children, Austin and Marilyn Margaret.



MIKE JEFFRIES

Dallas Burn

Mike Jeffries' team utilized a 6-1-3 midseason stretch to move into the upper half of the MLS Cup Playoff table during his second year as Head Coach for the Burn. Dallas finished with a 12-9-7 mark and the no. 4 overall seed in 2002, only the third season in team history that Dallas finished above .500.

Jeffries has blended youth and experience in guiding the Burn to the playoffs for a seventh consecutive season, a streak matched only by the Los Angeles Galaxy. Veterans Jason Kreis, Jorge Rodriguez and Oscar Pareja have helped Jeffries integrate Joselito Vaca, Eddie Johnson and Chivas Martinez into the team, while Burn acquisitions Tenywa Bonseu, Steven Morrow and Ronald Cerritos also contributed significantly.

Prior to joining the Burn, Jeffries, 39, spent three years as an assistant coach with the Chicago Fire, helping the team to a 1998 MLS Cup Championship and U.S. Open Cup titles in 1998 and 2000.

From 1995-98, Jeffries was the head coach for the A-League's New Orleans Storm (formerly the Riverboat Gamblers), where he compiled a record of 42-34. In 1997, he guided the Gamblers to the A-League Central Division Championship and to the Western Conference playoff semifinals.

Jeffries was a four-year starter at Duke University from 1980-83, earning All-American status as well as being named the recipient of the 1983 Hermann Award. Upon graduation from Duke, Jeffries played one season for the Minnesota Strikers of the North American Soccer League, appearing in ten games and scoring two goals. He also made three appearances with the United States National Team in 1984.

From 1984-88, Jeffries played in the Major Indoor Soccer League. He played for the Minnesota Strikers from 1984-87 and with the Dallas Sidekicks in 1988. After suffering a torn ACL in his knee, he retired from professional soccer and moved to New Orleans to become a financial consultant for Smith-Barney. After three years with Smith-Barney, he started the Lafreniere Select Soccer Program, where he served as Director of Coaching from 1992-96.

Born May 20, 1962, Jeffries is married to Terry and has three children, Kaitlin (8), A.J. (6) and Nathan (2). He has a Bachelors degree in Electrical Engineering and Public Policy from Duke University and a Masters in Finance from Tulane University in New Orleans.



BOB GANSLER
Kansas City
Wizards



For the third consecutive season, Kansas City Wizards Head Coach Bob Gansler led his team to the MLS Cup Playoffs - although the Wizards had to wait until their final 2002 regular season match to clinch a berth. A 1-1 tie in Colorado on Sept. 20 combined with the results of other matches gave K.C. the No. 8 seed for the second consecutive season. No team has advanced to the championship game from the No. 8 seed, but if there is a coach who can pull it off, it's Gansler.

The 61-year-old Mucsi, Hungary native, now in his third full season with the Wizards, completed one of the most remarkable turnarounds in League history in 2000. With the Wizards coming off an 8-24 season in 1999, Gansler led them to MLS Cup triumph one year later. With a rock-solid playing style based on hard-working, mistake-free soccer, Kansas City was virtually impenetrable that year as the Chicago Fire learned in MLS Cup 2000, when the Wizards held on to a 1-0 lead to claim the title.

Gansler was hired in midseason by K.C. on April 28, 1999, inherited a 0-7 team and carried it through the end of that campaign. With the opportunity to orchestrate player personnel moves in the following offseason, the head coach pieced together a squad which would register a 16-7-9 record in 2000 - the best in MLS - and reach the postseason for the first time since 1997. That MLS Cup-winning season, which featured a 10-0-2 start, would earn Gansler Coach of the Year honors.

Long considered a soccer icon, Gansler helped end a 40-year drought as he led the U.S. National Team to qualification for the 1990 World Cup. In addition, he coached the U.S. Under-20 National Team for three years (1987-89) and the Under-19 National Team for four years (1979-82).

A premier player in America during the 1960s after moving from Hungary in 1952, Gansler's contributions to his country also include 25 appearances for the U.S. National Team between 1963 and 1969. He captained the 1964 and 1968 Olympic Teams, the 1967 Pan American Team and also participated in the 1970 World Cup Qualifying effort.

Gansler's extensive coaching background reaches all levels of soccer in the United States. He served as head coach for the Milwaukee Rampage of the United Soccer League from 1996 to 1998, leading his team to the 1997 A-League Championship. He also served as head coach at the University of Wisconsin-Milwaukee from 1984 to 1988.

The 2002 campaign was particularly challenging for Gansler as the Wizards were the only team to reach the semifinals of both the U.S. Open Cup and CONCACAF Champions Cup, while proceeding with MLS regular season play.

SIGI SCHMID
Los Angeles
Galaxy



Galaxy Head Coach Sigi Schmid, in his fourth season as Los Angeles' head coach, led the Western power to his third (the team's fifth) Western title in seven MLS seasons.

The Galaxy are also a finalist for the 2002 Lamar Hunt U.S. Open Cup, a title to be contested at Columbus against the Crew just four days after MLS Cup 2002.

After being named the club's third manager in team history on April 22, 1999, Schmid, a leader in the Southern California soccer community for more than two decades, added the title of Vice President of Soccer Operations prior to the beginning of the 2000 season.

Despite losing six of nine games in midseason, the Galaxy rebounded and advanced to their seventh consecutive postseason berth with a 16-9-3 record (48 points). In four seasons (1999-02), Schmid has guided the Galaxy to a 60-35-17 regular season record, good enough for three West titles and one runner-up finish in the West. He enters the 2002 postseason 10-5-3 (.682) in playoff matches.

Prior to becoming the Galaxy's head coach, Schmid served as a collegiate head coach at UCLA in Los Angeles. He spent 19 years guiding the Bruin program (1980-99) and two more as an assistant (1977, '79). During his tenure at UCLA, Schmid compiled an impressive 322-63-33 (.810) record while leading the school to 16 consecutive postseason appearances (1983-98), including three NCAA Championships (1985, '90 and '97). Among his players in Westwood were future National Team stars Paul Caligiuri, Cobi Jones and Brad Friedel.

Having served U.S. Soccer in several capacities over the years, including as an assistant on Bora Milutinovic's 1994 World Cup coaching staff, Schmid was appointed U.S. Under-20 National Team coach in January of 1998. Schmid guided the team through qualifying and into the FIFA World Youth Championships. The U-20's advanced to the round of 16, posting a 2-2 record including wins over England (1-0) and Cameroon (3-1) before being eliminated by eventual champion Spain (3-2).

Schmid has not only put his stamp on soccer history as a coach, but as a player as well. In 1996, he was inducted into the National Soccer Hall of Fame as one of the first members of the American Youth Soccer Organization (AYSO).

A Certified Public Accountant, Schmid graduated from UCLA in 1976 with a B.S. degree in economics before going on to earn his M.A. in Business Administration from the University of Southern California. While a player at UCLA, Schmid had a successful career as a four-year starter in midfield from 1972-75.

Born in Tuebingen, Germany on March 20, 1953, Schmid moved with his family to Torrance, California in 1962. He has three sons, Erik, Kurt and Kyle.

STEVE NICOL
New England
Revolution



Steve Nicol, a Scottish National Team and Liverpool legend, was named interim Head Coach of the New England Revolution on May 23, 2002, replacing Fernando Clavijo. Nicol won his first game in 2002, but the Revolution dropped eight of the next 11 to firmly entrench themselves in the MLS cellar. However, with a 6-2-1 finish that saw Nicol's squad develop a cohesion previously unseen in New England, the Revs surged from 10th to the no. 2 overall seed for their first-ever Eastern Conference championship.

Unbeaten in its final six contests, the Revolution, led by Budweiser Scoring Champion Taylor Twellman, outscored opponents 13-3 to close out the regular season. Twellman, Wolde Harris and goalkeeper Adin Brown responded to Nicol's tactics, as did captain Joey Franchino and playmaker Steve Ralston, who led MLS in assists in 2002 with 19.


Nicol, 40, had been a player/coach for the Boston Bulldogs since 1999 before re-joining the Revolution coaching staff as an assistant on January 10, 2002. The interim appointment represents the second stint in the same capacity for Nicol, who served as head coach for the Revolution for the final two games of the 1999 season, winning both games he coached to close out that season.

Nicol made 467 appearances for English powerhouse Liverpool between 1981 and 1995, during which time the club was one of the world's top club teams. Nicol anchored the Liverpool defense that won four English League Titles, three English F.A. Cup Titles, and reached two European Championship Finals. In 1984, the team defeated Italian club Roma to capture the 1984 European Cup.

He has made 27 appearances for the Scottish National Team, and started for Scotland in the 1986 World Cup in Mexico. He made his last appearance for the Scottish national side in 1992. He also played with Sheffield Wednesday and previously with Doncaster Rovers in England. He served as player/coach for First Division club Notts County in England in 1995 and was named head coach of the Boston Bulldogs on July 13, 1999.

Nicol was born on December 16, 1961, in Irvine, Scotland and currently resides in Hopkinton, Mass.

FRANK YALLOP
San Jose
Earthquakes



In just two seasons with the San Jose Earthquakes, Frank Yallop has accumulated the best head coaching record in club history. With a two-year mark of 27-18-9, which includes 26 regulation victories, Yallop has changed the face of an Earthquakes team which had missed the postseason for four consecutive seasons before last year's run to the MLS Cup championship, the team's first.

Yallop, a former Canadian international (52 caps), has provided the Earthquakes with a distinct playing style which involves high-tempo, high-pressure, quick-passing play. The players execute that game plan particularly well at home, where the Earthquakes are 23-4-4 in all competitions since Yallop took over before the 2001 season, including an all-time MLS season best 12-1-1 record in 2002.

In 2002 the Earthquakes owned the best record in MLS for most of the campaign and led the Western Conference until the Los Angeles Galaxy unseated them in the season-ending home-and-home series between the California rivals. San Jose's success in 2002 came in the face of World Cup call-ups and injuries, as Yallop did well to shuffle personnel to make up for the absence of some of his regulars.

In his first year with San Jose, Yallop led the Earthquakes to their first-ever MLS Cup championship, defeating the Los Angeles Galaxy 2-1 in overtime. The 'Quakes thus completed the third best turnaround in the history of the League, as Yallop took the team from a 7-17-8 record in 2000 to a 13-7-6 record and was named the 2001 MLS Coach of the Year.

Before joining San Jose on February 2, 2001, Yallop served as an assistant coach in MLS for two seasons: Tampa Bay Mutiny (1999) and D.C. United (2000). Hired by the 'Quakes only three days ahead of the 2001 MLS SuperDraft, the 38-year-old Yallop made a number of trades and acquisitions and assembled the team that would go on to win the MLS Cup.

Yallop's playing career spanned nearly 20 years both in England and the United States. A gritty and tough defender for Ipswich Town in England and the Tampa Bay Mutiny in MLS (1996-'98), Yallop played 88 games for the Mutiny and was the club's Defender of the Year in both 1997 and 1998.



VS.



2002 PLAYOFF SERIES SCHEDULE

game	date	time (et)	site	city	tv
1	Wednesday, Sept. 25	10:30 p.m.	Rose Bowl	Pasadena, CA	KCAL
2	Saturday, Sept. 28	8:00 p.m.	Arrowhead Stadium	Kansas City, MO	Metro Sports
3*	Wednesday, Oct. 2	10:30 p.m.	Rose Bowl	Pasadena, CA	KCAL

*if necessary

RECORDS

STREAKS

	overall	home	road	last 10	current	won	loss
Los Angeles	16-9-3	11-1-2	5-8-1	8-2-0	Won 1	6	3
Kansas City	11-13-3	8-4-1	3-9-2	4-4-2	Won 1	2	4

2002 HEAD-TO-HEAD GAMES

LEADING SCORERS

date, site	score	att.	(vs. Opponent in 2002)
Saturday, May 4 @ Kansas City	Galaxy 2, Wizards 1 (OT)	21,301	Los Angeles Galaxy
Saturday, May 18 @ Kansas City	Wizards 2, Galaxy 1	9,877	Carlos Ruiz 2 goals, Brian Mullan 2 goals
Saturday, July 20 @ Los Angeles	Galaxy 2, Wizards 2 (OT)	17,863	Kansas City Wizards
Wednesday, Aug. 21 @ Los Angeles	Galaxy 2, Wizards 1	8,943	Preki 3 goals, 1 assist

LOS ANGELES vs. KANSAS CITY SERIES HISTORY

	All-Time (incl. 2002)	2002	Playoffs ('96 & '00)
overall	Galaxy lead 15-10-3	Galaxy lead 2-1-1	Galaxy lead 3-1-1
at Los Angles	Galaxy lead 9-2-3	Galaxy lead 1-0-1	Galaxy lead 2-0-0
at Kansas City	Wizards lead 8-6-0	Tied 1-1-0	Tied 1-1-1
aggregate goals	Galaxy lead 47-31	Galaxy lead 7-6	Galaxy lead 6-4

GALAXY vs. WIZARDS TEAM COMPARISONS (2002 overall MLS rank)



(3 rd)	44
(3 rd)	1.57
(3 rd)	401
(3 rd)	14.32
(1 st)	198
(1 st)	7.07
(1 st)	1.15

GOALS	37	(9 th)
GOALS PER GAME	1.32	(9 th)
SHOTS	403	(T-1 st)
SHOTS PER GAME	14.39	(T-1 st)
SHOTS ON GOAL	176	(5 th)
S.O.G. PER GAME	6.29	(5 th)
GOALS AGAINST AVG.	1.55	(7 th)

37	(9 th)
1.32	(9 th)
403	(T-1 st)
14.39	(T-1 st)
176	(5 th)
6.29	(5 th)
1.55	(7 th)

2002 LOS ANGELES GALAXY VS. KANSAS CITY WIZARDS BOXSCORES

MAY 4 – LOS ANGELES GALAXY 2, KANSAS CITY WIZARDS 1 (OT)

	1	2	F	Scoring Summary:
LOS ANGELES GALAXY	1	1	2	LA --Mullan (Lalas, Waibel) 12
KANSAS CITY WIZARDS	1	0	1	KC --Preki (PK) 29 LA --Glinton (Cienfuegos) 93

LOS ANGELES GALAXY -- Matt Reis, Tyrone Marshall, Danny Califf, Alexi Lalas, Craig Waibel, Sasha Victorine, Jesus Ochoa (Adam Frye 85), Winston Griffiths (Gavin Glinton 91), Mauricio Cienfuegos, Brian Mullan, Carlos Ruiz (Alejandro Moreno 90) TOTAL SHOTS: 19 (Mullan 5); SHOTS ON GOAL: 10 (Mullan 4); FOULS: 15 (Marshall 3); OFFSIDE: 1; CORNER KICKS: 7; SAVES: Reis 3; CAUTIONS: Califf 67; EJECTIONS: none

KANSAS CITY WIZARDS-- Bo Oshoniyi, Mike Burns, Nick Garcia, Peter Vermes, Diego Gutierrez, Chris Klein, Francisco Gomez, Matt McKeon, Stephen Armstrong (Eric Quill 46), Chris Brown, Preki TOTAL SHOTS: 11 (Preki 4); SHOTS ON GOAL: 4 (Preki 3); FOULS: 11 (Armstrong 3); OFFSIDE: 2; CORNER KICKS: 6; SAVES: Oshoniyi 8; CAUTIONS: Garcia 36, Gutierrez 56; EJECTIONS: none

Referee: Michael Kennedy; Assistant Referees: Richard Huber, Alex Scott

Attendance: 21,301; Weather: Sunny, Clear, 76 degrees

MAY 18 - KANSAS CITY WIZARDS 2, LOS ANGELES GALAXY 1

	1	2	F	Scoring Summary:
LOS ANGELES GALAXY	0	1	1	LA - Mullan (Elliott) 55
KANSAS CITY WIZARDS	0	2	2	KC - Gutierrez (Brown, Klein) 58 KC - Preki (Klein, Armstrong) 61

LOS ANGELES GALAXY-- Matt Reis, Ezra Hendrickson, Adam Frye (Alex Bengard 85), Danny Califf, Alexi Lalas, Mauricio Cienfuegos, Jesus Ochoa (Tyrone Marshall 60), Simon Elliott, Gavin Glinton (Winston Griffiths 72), Brian Mullan, Carlos Ruiz TOTAL SHOTS: 18 (Mullan 4); SHOTS ON GOAL: 7 (Marshall 2); FOULS: 13 (Ruiz 4); OFFSIDE: 2; CORNER KICKS: 7; SAVES: Reis 8; CAUTIONS: Hendrickson 24; EJECTIONS: none

KANSAS CITY WIZARDS-- Bo Oshoniyi, Carey Talley, Peter Vermes, Nick Garcia, Chris Klein, Kerry Zavagnin, Matt McKeon, Diego Gutierrez, Preki, Dario Fabbro (Stephen Armstrong 46), Chris Brown TOTAL SHOTS: 21 (Brown 5); SHOTS ON GOAL: 11 (Armstrong 3); FOULS: 9 (Gutierrez 3); OFFSIDE: 3; CORNER KICKS: 6; SAVES: Oshoniyi 6; CAUTIONS: Talley 32; EJECTIONS: none

Referee: Noel Kenny; Assistant Referees: Chip Reed, Jose Andrade

Attendance: 9,877; Weather: Clear, 65 degrees

JULY 20 – LOS ANGELES GALAXY 2, KANSAS CITY WIZARDS 2 (OT)

	1	2	OT	F	Scoring Summary:
KANSAS CITY WIZARDS	2	0	0	2	KC --Klein (Simutenkov, Preki) 4
LOS ANGELES GALAXY	1	1	0	2	LA --Ruiz (unassisted) 31 KC --Talley (Preki) 46+ LA --Hendrickson (Lalas, Jones) 56

KANSAS CITY WIZARDS-- Tony Meola, Nick Garcia, Carey Talley, Mike Burns, Chris Klein, Kerry Zavagnin, Preki (Matt McKeon 46), Igor Simutenkov, Chris Brown (Bo Oshoniyi 29), Dario Fabbro (Francisco Gomez 66), Stephen Armstrong TOTAL SHOTS: 7 (Klein 2, Gomez 2); SHOTS ON GOAL: 4 (four players with 1); FOULS: 8 (Simutenkov 4); OFFSIDE: 4; CORNER KICKS: 1; SAVES: 5 (Oshoniyi 4, Meola 1); CAUTIONS: Simutenkov 60; EJECTIONS: Meola 27

LOS ANGELES GALAXY -- Kevin Hartman, Alexi Lalas, Danny Califf, Craig Waibel (Tyrone Marshall 91), Ezra Hendrickson, Peter Vagenas, Mauricio Cienfuegos (Sasha Victorine 83), Simon Elliott, Cobi Jones, Carlos Ruiz, Chris Albright (Gavin Glinton 54) TOTAL SHOTS: 16 (Ruiz 5); SHOTS ON GOAL: 7 (Ruiz 2); FOULS: 17 (four players with 3); OFFSIDE: 7; CORNER KICKS: 8; SAVES: Hartman 2; CAUTIONS: Hendrickson 45, Califf 74, Califf 78; EJECTIONS: Califf 78

Referee: Rich Grady; Assistant Referees: Chris Strickland, Emiliano Monje

Attendance: 17,863; Weather: Sunny, 77

AUGUST 21 – LOS ANGELES GALAXY 2, KANSAS CITY WIZARDS 1

	1	2	F	Scoring Summary:
KANSAS CITY WIZARDS	0	1	1	LA --Ruiz (Hendrickson, Elliott) 31
LOS ANGELES GALAXY	1	1	2	KC --Preki (Burns, Simutenkov) 60 LA --Lalas (Elliott) 82

KANSAS CITY WIZARDS--Tony Meola, Mike Burns, Nick Garcia, Carey Talley, Diego Gutierrez (Chris Brunt 88), Chris Klein (Davy Arnaud 85), Kerry Zavagnin, Eric Quill (Stephen Armstrong 61), Preki, Chris Brown, Igor Simutenkov TOTAL SHOTS: 13 (Preki 4); SHOTS ON GOAL: 6 (Preki 2); FOULS: 14 (Talley 3); OFFSIDE: 2; CORNER KICKS: 7; SAVES: Meola 5; CAUTIONS: Talley 68; EJECTIONS: none

LOS ANGELES GALAXY--Kevin Hartman, Danny Califf, Alexi Lalas, Tyrone Marshall, Ezra Hendrickson, Simon Elliott, Mauricio Cienfuegos (Adam Frye 89), Peter Vagenas, Sasha Victorine (Brian Mullan 65), Cobi Jones (Alejandro Moreno 71), Carlos Ruiz TOTAL SHOTS: 13 (Ruiz 5); SHOTS ON GOAL: 7 (Ruiz 3); FOULS: 13 (Elliott 3); OFFSIDE: 4; CORNER KICKS: 3; SAVES: Hartman 4; CAUTIONS: Califf 38; EJECTIONS: Mullan 93+

Referee: Alex Prus; Assistant Referees: Roger Itaya, Jorge Reyes

Attendance: 8,943; Weather: Warm, 69; Hazy & Nice, Fair

LOS ANGELES GALAXY INDIVIDUAL STATS vs. KANSAS CITY WIZARDS - 2002 Regular Season

UNF	POS	PLAYER	GP	GS	MIN	G	A	PTS	SHT	SOG	FC	FS	OF	CK	C	E	CP
20	FWD	Carlos Ruiz	4	4	369	2	0	4	14	6	7	7	8	7	1	0	3
9	FWD	Brian Mullan	3	2	209	2	0	4	9	5	4	3	1	0	0	1	0
30	DEF	Alexi Lalas	4	4	374	1	2	4	4	3	6	4	0	0	0	0	0
17	DEF	Ezra Hendrickson	3	3	280	1	2	4	4	2	5	1	0	0	2	0	8
12	MID	Simon Elliott	3	3	280	0	3	3	5	0	3	1	1	11	0	0	0
2	FWD	Gavin Glinton	3	1	122	1	0	2	2	2	2	4	1	0	0	0	0
10	MID	Mauricio Cienfuegos	4	4	356	0	1	1	4	2	3	3	0	1	0	0	0
13	M/F	Cobi Jones	2	2	171	0	1	1	4	2	1	0	2	6	0	0	0
6	DEF	Craig Waibel	2	2	184	0	1	1	0	0	4	0	0	0	0	0	0
23	DEF	Danny Califf	4	4	352	0	0	0	4	1	9	2	0	0	3	1	10
14	M/D	Tyrone Marshall	4	2	224	0	0	0	3	3	3	3	1	0	0	0	0
11	MID	Sasha Victorine	3	2	176	0	0	0	3	1	0	2	0	0	0	0	0
18	MID	Jesus Ochoa	2	2	145	0	0	0	2	0	1	5	0	0	0	0	0
15	FWD	Alejandro Moreno	2	0	24	0	0	0	2	1	0	2	0	0	0	0	0
8	MID	Peter Vagenas	2	2	190	0	0	0	1	0	4	2	0	0	0	0	0
4	DEF	Adam Frye	3	1	95	0	0	0	1	1	1	2	0	0	0	0	0
5	FWD	Chris Albright	1	1	54	0	0	0	1	1	3	0	0	0	0	0	0
22	GK	Kevin Hartman	2	2	190	0	0	0	0	0	0	0	0	0	0	0	0
1	GK	Matt Reis	2	2	184	0	0	0	0	0	0	0	0	0	0	0	0
16	MID	Alex Bengard	1	0	5	0	0	0	0	0	1	0	0	0	0	0	0
		OTHERS				0	0	0	3	1	1	1	0	0	0	0	0
		TOTALS				7	10	24	66	31	58	42	14	25	6	2	21

GAME-WINNING GOALS: Glinton 1, Lalas 1
 GAME-WINNING ASSISTS: Cienfuegos 1, Elliott 1
 PENALTY KICK GOALS/ATTEMPTS: Ruiz 0-1
 BLOCKS: Lalas 1, Mullan 1

LOS ANGELES GALAXY - INDIVIDUAL GOALKEEPING

UNF	GOALKEEPER	GP	MIN	SHTS	SVS	C/P	GA	GAA	PG	PA	SG	SA	W	L	T	SO	SHO REC	O/T RECORD
22	Kevin Hartman	2	190	10	6	4	3	1.42	0	0	0	0	1	0	1	0	0-0	0-0-1
1	Matt Reis	2	184	15	11	6	3	1.47	1	1	0	0	1	1	0	0	0-0	1-0-0
	OTHERS	0	0	0	0	0	0	0.00	0	0	0	0	0	0	0	0	0-0	0-0-0
	TOTALS	4	374	25	17	10	6	1.44	1	1	0	0	2	1	1	0	0-0	1-0-1

KANSAS CITY WIZARDS INDIVIDUAL STATS vs. LOS ANGELES GALAXY - 2002 Regular Season

UNF	POS	PLAYER	GP	GS	MIN	G	A	PTS	SHT	SOG	FC	FS	OF	CK	C	E	CP
11	MID	Preki	4	4	319	3	2	8	12	7	4	7	0	12	0	0	0
17	MID	Chris Klein	4	4	369	1	2	4	4	2	0	2	0	1	0	0	0
7	MID	Diego Gutierrez	3	3	272	1	0	2	4	1	7	5	1	4	1	0	4
14	DEF	Carey Talley	3	3	280	1	0	2	3	2	4	0	0	0	2	0	7
21	FWD	Igor Simutenkov	2	2	190	0	2	2	1	1	5	8	4	0	1	0	4
8	M/F	Chris Brown	4	4	303	0	1	1	7	4	1	4	0	0	0	0	0
16	MID	Stephen Armstrong	4	2	219	0	1	1	5	3	5	2	2	0	0	0	0
4	DEF	Mike Burns	3	3	284	0	1	1	1	0	3	2	0	0	0	0	0
19	FWD	Eric Quill	2	1	110	0	0	0	5	0	1	4	3	1	0	0	0
2	MID	Matt McKeon	3	2	239	0	0	0	3	1	2	5	0	0	0	0	0
10	MID	Francisco Gomez	2	1	128	0	0	0	3	2	1	1	0	2	0	0	0
9	FWD	Dario Fabbro	2	2	111	0	0	0	3	1	1	5	1	0	0	0	0
18	DEF	Chris Brunt	1	0	2	0	0	0	1	1	0	0	0	0	0	0	0
3	DEF	Nick Garcia	4	4	374	0	0	0	0	0	3	4	0	0	1	0	4
5	MID	Kerry Zavagnin	3	3	280	0	0	0	0	0	3	2	0	0	0	0	0
25	GK	Bo Oshoniyi	3	2	255	0	0	0	0	0	0	0	0	0	0	0	0
6	DEF	Peter Vermes	2	2	184	0	0	0	0	0	0	2	0	0	0	0	0
1	GK	Tony Meola	2	2	117	0	0	0	0	0	1	0	0	0	0	1	0
22	MID	Davy Arnaud	1	0	5	0	0	0	0	0	1	0	0	0	0	0	0
		OTHERS				0	0	0	0	0	0	0	0	0	0	0	0
		TOTALS				6	9	21	52	25	42	53	11	20	5	1	19

GAME-WINNING GOALS: Preki 1
 GAME-WINNING ASSISTS: Armstrong 1, Klein 1
 PENALTY KICK GOALS/ATTEMPTS: Preki 1-1

KANSAS CITY WIZARDS - INDIVIDUAL GOALKEEPING

UNF	GOALKEEPER	GP	MIN	SHTS	SVS	C/P	GA	GAA	PG	PA	SG	SA	W	L	T	SO	SHO REC	O/T RECORD
1	Tony Meola	2	117	8	6	6	2	1.54	0	0	0	0	0	1	0	0	0-0	0-0-0
25	Bo Oshoniyi	3	255	23	18	7	5	1.76	0	1	0	0	1	1	1	0	0-0	0-1-1
	OTHERS	0	0	0	0	0	0	0.00	0	0	0	0	0	0	0	0	0-0	0-0-0
	TOTALS	5	372	31	24	13	7	1.69	0	1	0	0	1	2	1	0	0-0	0-1-1



VS.



2002 PLAYOFF SERIES SCHEDULE

game	date	time (et)	site	city	tv
1	Thursday, Sept. 26	7:30 p.m.	Gillette Stadium	Foxboro, MA	ESPN2
2	Sunday, Sept. 29	7:00 p.m.	Cardinal Stadium	Naperville, IL	FOX NE
3*	Wednesday, Oct. 2	7:30 p.m.	Gillette Stadium	Foxboro, MA	TBD

*if necessary

RECORDS

STREAKS

	overall	home	road	last 10	current	won	loss
New England	12-14-2	7-7-0	5-7-2	6-3-1	Won 3	3	3
Chicago	11-13-4	5-5-4	6-8-0	4-5-1	Won 1	2	4

2002 HEAD-TO-HEAD GAMES

LEADING SCORERS

day, site	score	att.	(vs. Opponent in 2002)
Saturday, April 27 @ Chicago	Fire 2, Revolution 2 (OT)	9,444	New England Revolution
Saturday, May 19 @ New England	Fire 3, Revolution 1	36,778	Twellman 2 goals, 1 assist
Sunday, Aug. 18 @ New England	Fire 2, Revolution 0	15,336	Chicago Fire
Saturday, Aug. 24 @ Chicago	Revolution 2, Fire 1	15,887	Razov 5 goals, 1 assist

NEW ENGLAND vs. CHICAGO SERIES HISTORY

	All-Time (incl. 2002)	2002	Playoffs ('00)
overall	Fire lead 5-4-3	Fire lead 2-1-1	Fire won 2-1-0
at New England	Fire lead 3-2-1	Fire lead 2-0-0	Revolution won 1-0
at Chicago	Tied 2-2-2	Revolution lead 1-0-1	Fire won 2-0
aggregate goals	Fire lead 19-16	Fire lead 8-5	Fire lead 9-3

REVOLUTION vs. FIRE TEAM COMPARISONS (2002 overall MLS rank)



(1 st)	49	GOALS	43	(6 th)
(1 st)	1.75	GOALS PER GAME	1.54	(6 th)
(9 th)	368	SHOTS	380	(5 th)
(9 th)	13.14	SHOTS PER GAME	13.57	(5 th)
(2 nd)	184	SHOTS ON GOAL	165	(7 th)
(2 nd)	6.57	S.O.G. PER GAME	5.89	(7 th)
(10 th)	1.73	GOALS AGAINST AVG.	1.33	(3 rd)

2002 NEW ENGLAND REVOLUTION VS. CHICAGO FIRE BOXSCORES

APRIL 27 - CHICAGO FIRE 2, NEW ENGLAND REVOLUTION 2 (OT)

	1	2	OT	F	Scoring Summary:
N.E. REVOLUTION	1	1	0	2	NE -- Twellman (Franchino) 2
CHICAGO FIRE	1	1	0	2	CHI -- Nowak (Daniv) 18 CHI -- Razov (Nowak, Kovalenko) 59 NE -- Franchino (unassisted) 83

NEW ENGLAND REVOLUTION--Juergen Sommer, Rusty Pierce, Jay Heaps, Leo Cullen, Joe Franchino, Jim Rooney, Ted Chronopoulos, Steve Ralston, Alex Pineda Chacon (Andy Williams 63), Taylor Twellman (Braeden Cloutier 98), Mamadou Diallo (Wolde Harris 64) TOTAL SHOTS: 6 (Franchino 2, Twellman 2); SHOTS ON GOAL: 4 (four players with 1); FOULS: 19 (Franchino 5); OFFSIDE: 7; CORNER KICKS: 4; SAVES: Sommer 8; CAUTIONS: Ralston 28, Franchino 71; EJECTIONS: Rooney 87

CHICAGO FIRE--Zach Thornton, Jim Curtin, Carlos Bocanegra, Kelly Gray, Jesse Marsch, Sergi Daniv (Hristo Stoitchkov 91), DaMarcus Beasley, Peter Nowak, Dema Kovalenko (Jason Moore 72), Ante Razov, Josh Wolff TOTAL SHOTS: 19 (Razov 10); SHOTS ON GOAL: 10 (Razov 4); FOULS: 20 (Daniv 4); OFFSIDE: 4; CORNER KICKS: 6; SAVES: Thornton 2; CAUTIONS: Daniv 47, Wolff 53; EJECTIONS: none

Referee: Noel Kenny; Assistant Referees: Chip Reed, Francisco Sanchez

Attendance: 9,444; Weather: Showers, 46 degrees

MAY 19 - CHICAGO FIRE 3, NEW ENGLAND REVOLUTION 1

	1	2	F	Scoring Summary:
CHICAGO FIRE	1	2	3	CHI--Razov (Gray) 34
N.E. REVOLUTION	0	1	1	CHI--Razov (Sleeth, Kovalenko) 54 NE --Twellman (Williams, Semedo) 64 CHI--Razov (Nowak, Marsch) 73

CHICAGO FIRE--Zach Thornton, Jim Curtin, C.J. Brown, Carlos Bocanegra, Peter Nowak (Mike Nugent 85), Jesse Marsch, David Vaudreuil, Dema Kovalenko (Amos Magee 73), Sergi Daniv (Billy Sleeth 47), Kelly Gray, Ante Razov; TOTAL SHOTS: 8 (Razov 6); SHOTS ON GOAL: 7 (Razov 6); FOULS: 16 (Brown 4); OFFSIDE: 4; CORNER KICKS: 3; SAVES: Thornton 10; CAUTIONS: none; EJECTIONS: none

N.E. REVOLUTION--Juergen Sommer, Carlos Semedo, Rusty Pierce, Leo Cullen, Jay Heaps, Braeden Cloutier (Shaker Asad 76), Jim Rooney (Andy Williams 58), Steve Ralston, Taylor Twellman, Alex Pineda Chacon, Mamadou Diallo (Wolde Harris 70) TOTAL SHOTS: 22 (Diallo 9); SHOTS ON GOAL: 11 (Diallo 4); FOULS: 9 (Semedo 2, Cloutier 2, Pierce 2); OFFSIDE: 2; CORNER KICKS: 3; SAVES: Sommer 4; CAUTIONS: none; EJECTIONS: none

Referee: Kevin Terry; Assistant Referees: Richard Eddy, Steve Taylor

Attendance: 36,778; Weather: Sunny, Clear

AUGUST 18 - CHICAGO FIRE 2, NEW ENGLAND REVOLUTION 0

	1	2	F	Scoring Summary:
CHICAGO FIRE	1	1	2	CHI--Razov (Stoitchkov, Marsch) 31
N.E. REVOLUTION	0	0	0	CHI--own goal (Cullen) 85

CHICAGO FIRE--Zach Thornton, C.J. Brown, Jim Curtin, Carlos Bocanegra, Dema Kovalenko (Jason Moore 88), Kelly Gray (Billy Walsh 74), Jesse Marsch, Hristo Stoitchkov (David Vaudreuil 57), Orlando Perez, DaMarcus Beasley, Ante Razov; TOTAL SHOTS: 10 (Stoitchkov 4); SHOTS ON GOAL: 3 (Stoitchkov 2); FOULS: 20 (Perez 4); OFFSIDE: 4; CORNER KICKS: 4; SAVES: Thornton 2; CAUTIONS: D. Beasley 29, Stoitchkov 53, Kovalenko 54, Perez 59, Bocanegra 59; EJECTIONS: none

N.E. REVOLUTION--Adin Brown, Jay Heaps, Carlos Llamasa, Daouda Kante, Joe Franchino, Steve Ralston, Leo Cullen, Daniel Hernandez, Winston Griffiths, Taylor Twellman, Ian Fuller (Brian Kamler 74) TOTAL SHOTS: 13 (Twellman 4); SHOTS ON GOAL: 4 (four players with 1); FOULS: 24 (Fuller 5); OFFSIDE: 2; CORNER KICKS: 6; SAVES: Brown 2; CAUTIONS: Kante 61, Franchino 63; EJECTIONS: Kamler 81

Referee: Ricardo Valenzuela; Assistant Referees: Richard Eddy, Paul Scott

Attendance: 15,336; Weather: Sunny, 88 degrees, Clear

AUGUST 24 - NEW ENGLAND REVOLUTION 2, CHICAGO FIRE 1

	1	2	F	Scoring Summary:
N.E. REVOLUTION	0	2	2	CHI--Curtin (Razov) 50
CHICAGO FIRE	0	1	1	NE --Harris (Twellman, Griffiths) 65 NE --Kante (Ralston) 89

N.E. REVOLUTION--Adin Brown, Jay Heaps, Carlos Llamasa, Rusty Pierce (Wolde Harris 59), Daouda Kante, Daniel Hernandez, Joe Franchino, Steve Ralston, Leo Cullen, Winston Griffiths (Shaker Asad 68), Taylor Twellman TOTAL SHOTS: 10 (Harris 3, Pierce 3); SHOTS ON GOAL: 4 (Harris 2); FOULS: 22 (Heaps 5); OFFSIDE: 1; CORNER KICKS: 7; SAVES: Brown 8; CAUTIONS: Llamasa 59, Heaps 70, Twellman 83; EJECTIONS: none

CHICAGO FIRE--Zach Thornton, C.J. Brown, Jim Curtin, Carlos Bocanegra, Orlando Perez, Jesse Marsch, Kelly Gray, DaMarcus Beasley, Dema Kovalenko, Ante Razov, Hristo Stoitchkov TOTAL SHOTS: 17 (Stoitchkov 6, Razov 6); SHOTS ON GOAL: 9 (Stoitchkov 3, Razov 3); FOULS: 19 (Razov 4, Bocanegra 4); OFFSIDE: 2; CORNER KICKS: 5; SAVES: Thornton 2; CAUTIONS: Stoitchkov 6, Bocanegra 85; EJECTIONS: none

Referee: Gerry Corrie; Assistant Referees: Jose Corro, Steven Davidson

Attendance: 15,887; Weather: Partly Cloudy, 79 degrees

NEW ENGLAND REVOLUTION INDIVIDUAL STATS vs. CHICAGO FIRE - 2002 Regular Season

UNF	POS	PLAYER	GP	GS	MIN	G	A	PTS	SHT	SOG	FC	FS	OF	CK	C	E	CP
20	FWD	Taylor Twellman	4	4	368	2	1	5	9	4	6	12	4	0	1	0	4
8	DEF	Joe Franchino	3	3	280	1	1	3	3	1	10	7	0	0	2	0	8
13	FWD	Wolde Harris	3	0	87	1	0	2	4	3	1	2	1	0	0	0	0
	DEF	Daouda Kante	2	2	180	1	0	2	1	1	4	2	0	0	1	0	4
14	MID	Steve Ralston	4	4	370	0	1	1	2	1	5	10	0	12	1	0	4
25	MID	Winston Griffiths	2	2	158	0	1	1	2	1	3	2	0	3	0	0	0
21	DEF	Carlos Semedo	1	1	90	0	1	1	0	0	2	0	0	0	0	0	0
6	M/D	Jay Heaps	4	4	370	0	0	0	4	2	10	3	0	0	1	0	4
2	DEF	Leo Cullen	4	4	370	0	0	0	3	2	4	4	0	0	0	0	0
3	DEF	Rusty Pierce	3	3	249	0	0	0	3	0	6	3	0	0	0	0	0
7	DEF	Daniel Hernandez	2	2	180	0	0	0	3	1	4	1	0	0	0	0	0
16	MID	Jim Rooney	2	2	145	0	0	0	3	0	3	0	0	0	0	1	0
17	MID	Braeden Cloutier	2	1	78	0	0	0	2	0	2	1	0	0	0	0	0
15	MID	Shaker Asad	2	0	36	0	0	0	2	0	0	1	0	0	0	0	0
1	GK	Juergen Sommer	2	2	190	0	0	0	0	0	0	0	0	0	0	0	0
24	GK	Adin Brown	2	2	180	0	0	0	0	0	1	0	0	0	0	0	0
18	DEF	Carlos Llamasa	2	2	180	0	0	0	0	0	4	3	0	0	1	0	4
10	MID	Alex Pineda Chacon	2	2	153	0	0	0	0	0	1	3	0	0	0	0	0
4	FWD	Ian Fuller	1	1	74	0	0	0	0	0	5	5	0	0	0	0	0
5	MID	Brian Kamler	1	0	7	0	0	0	0	0	1	1	0	0	0	1	0
	OTHERS					0	1	1	10	5	2	13	7	5	0	0	0
	TOTALS					5	6	16	51	23	74	73	12	20	7	2	28

GAME-WINNING GOALS: Kante 1

GAME-WINNING ASSISTS: Ralston 1

N.E. REVOLUTION - INDIVIDUAL GOALKEEPING

UNF	GOALKEEPER	GP	MIN	SHTS	SVS	C/P	GA	GAA	PG	PA	SG	SA	W	L	T	SO	SHO REC	O/T RECORD
24	Adin Brown	2	180	12	10	2	3	1.50	0	0	0	0	1	1	0	0	0-0	0-0-0
1	Juergen Sommer	2	190	17	12	6	5	2.37	0	0	0	0	0	1	1	0	0-0	0-0-1
	OTHERS	0	0	0	0	0	0	0.00	0	0	0	0	0	0	0	0	0-0	0-0-0
	TOTALS	4	370	29	22	8	8	1.95	0	0	0	0	1	2	1	0	0-0	0-0-1

CHICAGO FIRE INDIVIDUAL STATS vs. NEW ENGLAND REVOLUTION - 2002 Regular Season

UNF	POS	PLAYER	GP	GS	MIN	G	A	PTS	SHT	SOG	FC	FS	OF	CK	C	E	CP	
9	FWD	Ante Razov	4	4	370	5	1	11	25	14	8	10	8	2	0	0	0	
10	MID	Peter Nowak	2	2	185	1	2	4	3	2	2	6	0	8	0	0	0	
15	MID	Jesse Marsch	4	4	370	0	3	3	4	1	10	7	1	0	0	0	0	
21	MID	Dema Kovalenko	4	4	323	0	2	2	3	1	3	9	1	0	0	0	0	
5	DEF	Jim Curtin	4	4	370	1	0	2	1	1	5	5	0	0	0	0	0	
8	FWD	Hristo Stoitchkov	3	2	157	0	1	1	11	6	1	7	2	7	2	0	8	
6	M/D	Kelly Gray	4	4	354	0	1	1	2	1	4	2	0	0	0	0	0	
11	DEF	Billy Sleeth	1	0	43	0	1	1	0	0	1	0	0	0	0	0	0	
20	MID	Sergi Daniv	2	2	137	0	0	0	2	1	5	1	1	0	1	0	4	
16	FWD	Josh Wolff	1	1	100	0	0	0	2	1	3	1	0	0	1	0	4	
4	DEF	Carlos Bocanegra	4	4	370	0	0	0	1	1	11	3	0	0	2	0	8	
18	GK	Zach Thornton	4	4	370	0	0	0	0	0	0	0	0	0	0	0	0	
7	MID	DaMarcus Beasley	3	3	280	0	0	0	0	0	5	13	1	0	1	0	4	
2	DEF	C.J. Brown	3	3	270	0	0	0	0	0	7	3	0	0	0	0	0	
30	DEF	Orlando Perez	2	2	180	0	0	0	0	0	6	0	0	0	1	0	4	
22	M/D	David Vaudreuil	2	1	123	0	0	0	0	0	3	0	0	0	1	0	3	
24	MID	Jason Moore	2	0	30	0	0	0	0	0	0	3	0	0	0	0	0	
25	FWD	Amos Magee	1	0	17	0	0	0	0	0	0	0	0	1	0	0	0	
26	MID	Billy Walsh	1	0	16	0	0	0	0	0	1	0	0	0	0	0	0	
23	FWD	Mike Nugent	1	0	5	0	0	0	0	0	0	0	0	0	0	0	0	
	Own-goals received					1												
	OTHERS					0	0	0	0	0	0	0	0	0	0	0	0	0
	TOTALS					8	11	25	54	29	75	70	14	18	9	0	35	

GAME-WINNING GOALS: Razov 2

GAME-WINNING ASSISTS: Kovalenko 1, Marsch 1, Sleeth 1, Stoitchkov 1

BLOCKS: Kovalenko 1, Marsch 1

CHICAGO FIRE - INDIVIDUAL GOALKEEPING

UNF	GOALKEEPER	GP	MIN	SHTS	SVS	C/P	GA	GAA	PG	PA	SG	SA	W	L	T	SO	SHO REC	O/T RECORD
18	Zach Thornton	4	370	23	16	16	5	1.22	0	0	0	0	2	1	1	1	0-0	0-0-1
	OTHERS	0	0	0	0	0	0	0.00	0	0	0	0	0	0	0	0	0-0	0-0-0
	TOTALS	4	370	23	16	16	5	1.22	0	0	0	0	2	1	1	1	0-0	0-0-1



VS.



2002 PLAYOFF SERIES SCHEDULE

game	date	time (et)	site	city	tv
1	Wednesday, Sept. 25	10:00 p.m.	Spartan Stadium	San Jose, CA	Sport ! TV
2	Saturday, Sept. 28	7:30 p.m.	Crew Stadium	Columbus, OH	KICU
3*	Wednesday, Oct. 2	10:00 p.m.	Spartan Stadium	San Jose, CA	TBD

*if necessary

RECORDS

STREAKS

	overall	home	road	last 10	current	won	loss
San Jose	14-11-3	12-1-1	2-10-2	4-5-1	Lost 2	2	2
Columbus	11-12-5	6-4-4	5-8-1	5-4-1	Lost 1	2	3

2002 HEAD-TO-HEAD GAMES

LEADING SCORERS

date, site	score	att.	(vs. Opponent in 2002)
Saturday, May 4 @ San Jose	Quakes 3, Crew 2	6,317	San Jose Earthquakes:
Saturday, May 18 @ Columbus	Crew 2, Quakes 0	15,712	Ekelund 2 goals, 1 assist
Saturday, June 15 @Columbus	Crew 2, Quakes1	19,085	Columbus Crew:
Saturday, Sept. 7 @ San Jose	Quakes 4,Crew 3 (OT)	14,792	Cunningham 4 goals, 2 assists

SAN JOSE vs. COLUMBUS SERIES HISTORY

	All-Time (incl. 2002)	2002	Playoffs ('01)
overall	Crew lead 12-7-1	Series tied 2-2-0	Quakes lead 2-0-0
at San Jose	Quakes lead 6-3-1	Earthquakes won 2-0-0	Quakes lead 1-0-0
at Columbus	Crew lead 9-1-0	Crew won 2-0-0	Quakes lead 1-0-0
aggregate goals	Crew lead 41-32	Crew lead 9-8	Quakes lead 6-1

EARTHQUAKES vs. CREW TEAM COMPARISONS (2002 overall MLS rank)



COLUMBUS CREW™

(2nd) 45
 (2nd) 1.61
 (7th) 372
 (7th) 13.29
 (4th) 177
 (4th) 6.32
 (2nd) 1.23

GOALS	44	(3 rd)
GOALS PER GAME	1.57	(3 rd)
SHOTS	375	(6 th)
SHOTS PER GAME	13.39	(6 th)
SHOTS ON GOAL	155	(10 th)
S.O.G. PER GAME	5.53	(10 th)
GOALS AGAINST AVG.	1.49	(6 th)

2002 SAN JOSE EARTHQUAKES VS. COLUMBUS CREW MATCH BOXSCORES**MAY 4 – SAN JOSE EARTHQUAKES 3, COLUMBUS CREW 2**

	1	2	F	Scoring Summary:
COLUMBUS CREW	2	0	2	CLB--Washington (Martino, Maisonneuve) 23
SAN JOSE EARTHQUAKES	1	2	3	CLB--Cunningham (PK) 43 SJ --Barrett (unassisted) 44 SJ --Ekelund (DeRosario, Barrett) 47 SJ --Corrales (Lagos) 90

COLUMBUS CREW--Tom Presthus, Brian Dunseth, Mike Clark, Daniel Torres, Eric Denton, Brian Maisonneuve, John Harkes, Kyle Martino, Edson Buddle, Jeff Cunningham, Dante Washington (Robert Warzycha 74) TOTAL SHOTS: 9 (Cunningham 5); SHOTS ON GOAL: 3 (Cunningham 2); FOULS: 8 (Martino 3); OFFSIDE: 3; CORNER KICKS: 3; SAVES: Presthus 6; CAUTIONS: Maisonneuve 36; EJECTIONS: none

SAN JOSE EARTHQUAKES--Joe Cannon, Jimmy Conrad, Troy Dayak, Wade Barrett, Zak Ibsen, Ronnie Ekelund (Manny Lagos 78), Ramiro Corrales, Ian Russell, Richard Mulrooney, Dwayne DeRosario (Luchi Gonzalez 90), Ariel Graziani TOTAL SHOTS: 13 (Corrales 3, DeRosario 3); SHOTS ON GOAL: 9 (Corrales 3); FOULS: 13 (Ekelund 4); OFFSIDE: 2; CORNER KICKS: 5; SAVES: Cannon 1; CAUTIONS: Conrad 37; EJECTIONS: none

Referee: Kevin Stott; Assistant Referees: David Bragg, Fabio Tovar

Attendance: 6,317; Weather: Sunny, Slight Breeze

MAY 18 – COLUMBUS CREW 2, SAN JOSE EARTHQUAKES 0

	1	2	F	Scoring Summary:
SAN JOSE EARTHQUAKES	0	0	0	CLB -- Buddle (Cunningham) 49
COLUMBUS CREW	0	2	2	CLB -- Cunningham (Denton, Yeagley) 76

SAN JOSE EARTHQUAKES--Joe Cannon, Zak Ibsen (Chris Roner 86), Ramiro Corrales (Luchi Gonzalez 79), Jimmy Conrad, Eddie Robinson, Richard Mulrooney, Ian Russell (Manny Lagos 66), Wade Barrett, Ronnie Ekelund, Dwayne DeRosario, Ariel Graziani TOTAL SHOTS: 8 (DeRosario 3); SHOTS ON GOAL: 3 (DeRosario 2); FOULS: 14 (Corrales 4); OFFSIDE: 3; CORNER KICKS: 5; SAVES: Cannon 1; CAUTIONS: Robinson 63; EJECTIONS: none

COLUMBUS CREW--Tom Presthus, Duncan Oughton, Brian Dunseth, Mike Clark, Daniel Torres, John Harkes (Mike Lapper 77), Brian Maisonneuve, Kyle Martino (Todd Yeagley 75), Eric Denton (Chad McCarty 86), Edson Buddle, Jeff Cunningham TOTAL SHOTS: 13 (Buddle 6); SHOTS ON GOAL: 3 (Buddle 1, Cunningham 1, Denton 1); FOULS: 15 (Torres 4); OFFSIDE: 7; CORNER KICKS: 5; SAVES: Presthus 3; CAUTIONS: Martino 43, Torres 90; EJECTIONS: none

Referee: Elias Bazakos; Assistant Referees: Robert Fereday, Richard Eddy

Attendance: 15,712; Weather: Cloudy, Windy, 47 degrees

JUNE 15 – COLUMBUS CREW 2, SAN JOSE EARTHQUAKES 1

	1	2	F	Scoring Summary:
SAN JOSE EARTHQUAKES	1	0	1	CLB--Cunningham (Maisonneuve, Martino) 31
COLUMBUS CREW	1	1	2	SJ --DeRosario (Graziani, Lagos) 39 CLB--Washington (Cunningham, Maisonneuve) 83

SAN JOSE EARTHQUAKES--Joe Cannon, Zak Ibsen (Luchi Gonzalez 87), Jimmy Conrad, Troy Dayak, Wade Barrett, Manny Lagos (Ian Russell 66), Ronnie Ekelund, Richard Mulrooney, Ramiro Corrales, Dwayne DeRosario (Devin Barclay 81), Ariel Graziani TOTAL SHOTS: 10 (Corrales 2, DeRosario 2, Lagos 2); SHOTS ON GOAL: 3 (Russell 1, Barrett 1, DeRosario 1); FOULS: 11 (Mulrooney 4); OFFSIDE: 3; CORNER KICKS: 7; SAVES: Cannon 4; CAUTIONS: Barrett 28; EJECTIONS: none

COLUMBUS CREW--Tom Presthus, Duncan Oughton, Brian Dunseth, Chad McCarty, Daniel Torres, Brian Maisonneuve, Brian West (John Harkes 85), Kyle Martino (John Wilmar Perez 62), Eric Denton, Edson Buddle (Dante Washington 67), Jeff Cunningham TOTAL SHOTS: 16 (Cunningham 7); SHOTS ON GOAL: 7 (Cunningham 3); FOULS: 13 (McCarty 3); OFFSIDE: 3; CORNER KICKS: 5; SAVES: Presthus 2; CAUTIONS: Buddle 58, Harkes 88; EJECTIONS: none

Referee: Jasen Anno; Assistant Referees: Jon Wilson, George Gansner

Attendance: 19,085; Weather: Breezy, 73 degrees, Cloudy

SEPTEMBER 7 – SAN JOSE EARTHQUAKES 4, COLUMBUS CREW 3 (OT)

	1	2	OT	F	Scoring Summary:
COLUMBUS CREW	1	2	0	3	SJ --Robinson (Mulrooney) 4
SAN JOSE EARTHQUAKES	2	1	1	4	SJ --Ekelund (Mulrooney) 22 CLB--Cunningham (McBride, Denton) 28 SJ --Graziani (Ekelund) 53 CLB--Buddle (Warzycha) 59 CLB--Buddle (Garcia, Martino) 82 SJ --own goal (Dunseth) 97

COLUMBUS CREW--Jon Busch, Mike Clark (Kyle Martino 73), Daniel Torres, Chad McCarty, Brian Dunseth, John Wilmar Perez, Eric Denton (Freddy Garcia 62), Robert Warzycha (Chris Leitch 89), Edson Buddle, Jeff Cunningham, Brian McBride TOTAL SHOTS: 19 (Buddle 5, Cunningham 5, McBride 5); SHOTS ON GOAL: 8 (Buddle 3, Cunningham 3); FOULS: 16 (McBride 6); OFFSIDE: 4; CORNER KICKS: 6; SAVES: Busch 6; CAUTIONS: McBride 15, Clark 45, McCarty 63; EJECTIONS: McCarty 94

SAN JOSE EARTHQUAKES--Joe Cannon, Jimmy Conrad, Eddie Robinson, Troy Dayak, Wade Barrett, Ramiro Corrales, Ronnie Ekelund (Dwayne DeRosario 83), Richard Mulrooney, Manny Lagos (Ian Russell 75), Ariel Graziani, Landon Donovan TOTAL SHOTS: 21 (Robinson 4); SHOTS ON GOAL: 9 (Corrales 2, Robinson 2, Ekelund 2); FOULS: 22 (Corrales 5); OFFSIDE: 1; CORNER KICKS: 10; SAVES: Cannon 4; CAUTIONS: Barrett 24, Robinson 32, Ekelund 34; EJECTIONS: none

Referee: Gus St. Silva; Assistant Referees: Jorge Reyes, Emiliano Monje

Attendance: 14,792; Weather: Clear, Sunny, slight breeze

SAN JOSE EARTHQUAKES INDIVIDUAL STATS vs. COLUMBUS CREW - 2002 Regular Season

UNF	POS	PLAYER	GP	GS	MIN	G	A	PTS	SHT	SOG	FC	FS	OF	CK	C	E	CP
6	MID	Ronnie Ekelund	4	4	341	2	1	5	5	4	8	4	0	0	1	0	4
14	FWD	Dwayne DeRosario	4	3	272	1	1	3	9	4	2	4	6	1	0	0	0
20	FWD	Ariel Graziani	4	4	365	1	1	3	7	3	7	7	3	1	0	0	0
24	DEF	Wade Barrett	4	4	365	1	1	3	2	2	3	0	0	0	2	0	8
5	DEF	Ramiro Corrales	4	4	354	1	0	2	7	5	12	3	0	1	0	0	0
2	M/D	Eddie Robinson	2	2	185	1	0	2	4	2	7	3	0	0	2	0	8
8	MID	Richard Mulrooney	4	4	365	0	2	2	3	0	7	16	0	23	0	0	0
11	MID	Manny Lagos	4	2	177	0	2	2	3	0	4	1	0	1	0	0	0
7	MID	Ian Russell	4	2	200	0	0	0	5	2	3	4	0	0	0	0	0
17	DEF	Jimmy Conrad	4	4	365	0	0	0	3	0	2	2	0	0	1	0	4
10	FWD	Landon Donovan	1	1	95	0	0	0	3	1	1	2	0	0	0	0	0
19	DEF	Troy Dayak	3	3	275	0	0	0	1	1	0	1	0	0	0	0	0
1	GK	Joe Cannon	4	4	365	0	0	0	0	0	0	2	0	0	0	0	0
22	DEF	Zak Ibsen	3	3	263	0	0	0	0	0	4	0	0	0	0	0	0
15	FWD	Luchi Gonzalez	3	0	15	0	0	0	0	0	0	1	0	0	0	0	0
13	FWD	Devin Barclay	1	0	9	0	0	0	0	0	0	1	0	0	0	0	0
4	MID	Chris Roner	1	0	4	0	0	0	0	0	0	0	0	0	0	0	0
		Own-goals received				1											
		OTHERS				0	0	0	0	0	0	0	0	0	0	0	0
		TOTALS				8	8	22	52	24	60	51	9	27	6	0	24

GAME-WINNING GOALS: Corrales 1

GAME-WINNING ASSISTS: Lagos 1

BLOCKS: Conrad 1, Donovan 1

SAN JOSE EARTHQUAKES - INDIVIDUAL GOALKEEPING

UNF	GOALKEEPER	GP	MIN	SHTS	SVS	C/P	GA	GAA	PG	PA	SG	SA	W	L	T	SO	SHO REC	O/T RECORD
1	Joe Cannon	4	365	21	10	12	9	2.22	1	1	0	0	2	2	0	0	0-0	1-0-0
	OTHERS	0	0	0	0	0	0	0.00	0	0	0	0	0	0	0	0	0-0	0-0-0
	TOTALS	4	365	21	10	12	9	2.22	1	1	0	0	2	2	0	0	0-0	1-0-0

COLUMBUS CREW INDIVIDUAL STATS vs. SAN JOSE EARTHQUAKES - 2002 Regular Season

UNF	POS	PLAYER	GP	GS	MIN	G	A	PTS	SHT	SOG	FC	FS	OF	CK	C	E	CP
11	FWD	Jeff Cunningham	4	4	365	4	2	10	22	9	0	4	10	0	0	0	0
12	FWD	Edson Buddle	4	4	342	3	0	6	13	4	5	2	3	0	1	0	4
9	FWD	Dante Washington	2	1	97	2	0	4	4	3	0	2	0	0	0	0	0
10	MID	Brian Maisonneuve	3	3	270	0	3	3	2	0	2	6	0	0	1	0	4
21	MID	Kyle Martino	4	3	249	0	3	3	2	0	6	7	2	0	1	0	4
16	M/D	Eric Denton	4	4	328	0	2	2	1	1	3	1	0	4	0	0	0
20	FWD	Brian McBride	1	1	95	0	1	1	5	1	6	6	2	0	1	0	4
15	MID	Freddy Garcia	1	0	33	0	1	1	3	1	1	1	0	0	0	0	0
19	MID	Robert Warzycha	2	1	105	0	1	1	0	0	0	1	0	4	0	0	0
6	M/D	Todd Yeagley	1	0	15	0	1	1	0	0	2	0	0	0	0	0	0
17	M/F	Brian West	1	1	85	0	0	0	2	1	2	1	0	0	0	0	0
13	DEF	Brian Dunseth	4	4	365	0	0	0	1	0	5	2	0	0	0	0	0
8	DEF	Duncan Oughton	2	2	180	0	0	0	1	0	0	4	0	4	0	0	0
14	MID	John Wilmar Perez	2	1	123	0	0	0	1	1	1	3	0	4	0	0	0
4	DEF	Daniel Torres	4	4	365	0	0	0	0	0	7	5	0	0	1	0	3
22	GK	Tom Presthus	3	3	270	0	0	0	0	0	0	1	0	0	0	0	0
3	DEF	Mike Clark	3	3	253	0	0	0	0	0	3	2	0	0	1	0	4
5	DEF	Chad McCarty	3	2	188	0	0	0	0	0	5	3	0	0	1	1	4
7	MID	John Harkes	3	2	172	0	0	0	0	0	4	4	0	3	1	0	4
1	GK	Jon Busch	1	1	95	0	0	0	0	0	0	0	0	0	0	0	0
2	DEF	Mike Lapper	1	0	13	0	0	0	0	0	0	0	0	0	0	0	0
23	DEF	Chris Leitch	1	0	6	0	0	0	0	0	0	0	0	0	0	0	0
		OTHERS				0	0	0	0	0	0	0	0	0	0	0	0
		TOTALS				9	14	32	57	21	52	55	17	19	8	1	31

GAME-WINNING GOALS: Buddle 1, Washington 1

GAME-WINNING ASSISTS: Cunningham 2, Maisonneuve 1

PENALTY KICK GOALS/ATTEMPTS: Cunningham 1-1

COLUMBUS CREW - INDIVIDUAL GOALKEEPING

UNF	GOALKEEPER	GP	MIN	SHTS	SVS	C/P	GA	GAA	PG	PA	SG	SA	W	L	T	SO	SHO REC	O/T RECORD
22	Tom Presthus	3	270	15	11	6	4	1.33	0	0	0	0	2	1	0	1	0-0	0-0-0
1	Jon Busch	1	95	9	6	1	4	3.79	0	0	0	0	0	1	0	0	0-0	0-1-0
	OTHERS	0	0	0	0	0	0	0.00	0	0	0	0	0	0	0	0	0-0	0-0-0
	TOTALS	4	365	24	17	7	8	1.97	0	0	0	0	2	2	0	1	0-0	0-1-0



VS.



2002

**PLAYOFF
SERIES SCHEDULE**

game	date	time (et)	site	city	tv
1	Wednesday, Sept. 25	8:30 p.m.	Cotton Bowl	Dallas, TX	ATT Broadband
2	Saturday, Sept. 28	9:00 p.m.	Invesco Field	Denver, CO	KFWD
3*	Wednesday, Oct. 2	8:30 p.m.	Cotton Bowl	Dallas, TX	TBD

*if necessary

RECORDS

STREAKS

	overall	home	road	last 10	current	won	loss
Colorado	13-11-4	9-3-2	4-8-2	5-2-3	Tied 1	2	4
Dallas	12-9-7	8-4-2	4-5-5	4-5-1	Won 1	2	3

2002 HEAD-TO-HEAD GAMES

LEADING SCORERS

day, site	score	att.	(vs. Opponent in 2002)
Saturday, May 18 @ Dallas	Burn 3, Rapids 1	10,592	Colorado Rapids:
Saturday, June 8 @ Dallas	Burn 4, Rapids 1	12,690	Chung (2 goals, 1 assist)
Saturday, July 27 @ Colorado	Burn 2, Rapids 2 (OT)	13,143	Dallas Burn:
Sunday, September 1 @ Colorado	Rapids 3, Burn 2	12,754	Rhine (3 goals, 2 assists)

DALLAS vs. COLORADO SERIES HISTORY

	All-Time (incl. 2002)	2002	Playoffs ('97)
overall	Burn lead 12-11-1	Burn won 2-1-1	Rapids lead 2-0
at Colorado	Rapids lead 7-4-1	Rapids won 1-0-1	Rapids lead 2-1
at Dallas	Burn lead 8-4-0	Burn won 2-0-0	Rapids lead 1-0
aggregate goals	Burn lead 44-34	Burn won 11-7	Rapids lead 3-1

RAPIDS vs. BURN TEAM COMPARISONS (2002 overall MLS rank)



(4 th)	44
(4 th)	1.57
(T-1 st)	403
(T-1 st)	14.39
(9 th)	182
(9 th)	6.50
(5 th)	1.48

GOALS	43 (6 th)
GOALS PER GAME	1.54 (6 th)
SHOTS	369 (8 th)
SHOTS PER GAME	13.18 (8 th)
SHOTS ON GOAL	161 (9 th)
S.O.G. PER GAME	5.75 (9 th)
GOALS AGAINST AVG.	1.68 (9 th)

2002 BURN VS. RAPIDS MATCH BOXSCORES

MAY 18--DALLAS BURN 3, COLORADO RAPIDS 1

	1	2	F	Scoring Summary:
COLORADO RAPIDS	0	1	1	DAL--Morrow (Martinez) 10
DALLAS BURN	1	2	3	DAL--Kreis (Vaca, Martinez) 54
				DAL--Morrow (Martinez, Deering) 60
				COL--Spencer (PK) 65

COLORADO RAPIDS-- Scott Garlick, Rick Titus, Ritchie Kotschau, Robin Fraser, Jeff Stewart, Imad Baba (Wes Hart 59), Raul Palacios, Mark Chung (Marvin Quijano 62), Chris Henderson (Chris Carrieri 59), Carlos Valderrama, John Spencer TOTAL SHOTS: 24 (Spencer 7, Chung 7); SHOTS ON GOAL: 4 (four players with 1); FOULS: 13 (Palacios 3); OFFSIDE: 1; CORNER KICKS: 8; SAVES: Garlick 6; CAUTIONS: Stewart 13, Spencer 34, Palacios 34; EJECTIONS: none

DALLAS BURN-- Matt Jordan, Ryan Suarez, Paul Broome, Tenywa Bonseu, Steve Morrow, Chad Deering, Joselito Vaca (Jorge Rodriguez 77), Oscar Pareja, Antonio Martinez (Richard Farrer 67), Ronald Cerritos, Jason Kreis TOTAL SHOTS: 14 (Cerritos 4); SHOTS ON GOAL: 9 (Cerritos 2, Morrow 2); FOULS: 15 (Pareja 4); OFFSIDE: 4; CORNER KICKS: 7; SAVES: Jordan 2; CAUTIONS: Kreis 4, Pareja 89; EJECTIONS: none

Referee: Gus St. Silva; Assistant Referees: Thomas Supple, Greg Watson

Attendance: 10,592; Weather: Sunny, 67 degrees, Clear

JUNE 8--DALLAS BURN 4, COLORADO RAPIDS 1

	1	2	F	Scoring Summary:
COLORADO RAPIDS	0	1	1	DAL--Rhine (Martinez) 4
DALLAS BURN	3	1	4	DAL--Rhine (Pareja) 17
				DAL--Kreis (Rhine, Martinez) 35
				DAL--Rhine (Vaca) 74
				COL--Chung (Valderrama, Titus) 95+

COLORADO RAPIDS-- Scott Garlick, Ritchie Kotschau (Danny Jackson 75), Rick Titus, Robin Fraser, Jeff Stewart, Chris Henderson (Kyle Beckerman 64), Raul Palacios, Wes Hart (Marvin Quijano 72), Mark Chung, Carlos Valderrama, Chris Carrieri TOTAL SHOTS: 12 (Chung 3); SHOTS ON GOAL: 6 (Chung 2); FOULS: 18 (Palacios 5); OFFSIDE: 0; CORNER KICKS: 2; SAVES: Garlick 1; CAUTIONS: Titus 9, Stewart 43, Palacios 56; EJECTIONS: none

DALLAS BURN-- Matt Jordan, Tenywa Bonseu, Paul Broome, Steve Morrow, Ryan Suarez, Joselito Vaca, Chad Deering, Antonio Martinez (Carl Bussey 75), Oscar Pareja, Jason Kreis (Ronald Cerritos 58), Bobby Rhine (Lee Morrison 86) TOTAL SHOTS: 12 (Vaca 3, Rhine 3, Kreis 3); SHOTS ON GOAL: 5 (Rhine 3); FOULS: 11 (Broome 3); OFFSIDE: 7; CORNER KICKS: 4; SAVES: Jordan 5; CAUTIONS: Vaca 70; EJECTIONS: none

Referee: Alex Prus; Assistant Referees: Steven Davidson, Gibby Widner

Attendance: 12,690; Weather: Showers, 82 degrees, SE 5-7, Humid

JULY 27--COLORADO RAPIDS 2, DALLAS BURN 2 (OT)

	1	2	OT	F	Scoring Summary:
DALLAS BURN	0	2	0	2	DAL--Cerritos (Broome) 53
COLORADO RAPIDS	0	2	0	2	COL--Carrieri (Henderson, Valderrama) 62
					COL--Chung (PK) 76
					DAL--Morrow (unassisted) 92 +

DALLAS BURN-- Matt Jordan, Tenywa Bonseu, Paul Broome, Steve Morrow, Ryan Suarez (Percy Olivares 60), Joselito Vaca (Edward Johnson 78), Chad Deering, Antonio Martinez, Jason Kreis, Ronald Cerritos, Bobby Rhine (Oscar Pareja 63) TOTAL SHOTS: 17 (Johnson 4); SHOTS ON GOAL: 10 (Cerritos 2, Martinez 2); FOULS: 13 (Suarez 3); OFFSIDE: 1; CORNER KICKS: 12; SAVES: Jordan 3; CAUTIONS: Kreis 72; EJECTIONS: none

COLORADO RAPIDS-- David Kramer, Robin Fraser, Ritchie Kotschau, Steven Herdsman, Jeff Stewart, Chris Henderson (Musa Shannon 70), Pablo Mastroeni, Zach Kingsley, Mark Chung, John Spencer (Chris Carrieri 31), Carlos Valderrama TOTAL SHOTS: 13 (Chung 4); SHOTS ON GOAL: 5 (Chung 2); FOULS: 16 (Shannon 3, Mastroeni 3, Carrieri 3); OFFSIDE: 0; CORNER KICKS: 7; SAVES: Kramer 7; CAUTIONS: Kotschau 3, Mastroeni 73; EJECTIONS: none

Referee: Brian Hall; Assistant Referees: Fabio Tovar, Gibby Widner

Attendance: 13,143; Weather: Cloudy, 80 degrees

SEPTEMBER 1--COLORADO RAPIDS 3, DALLAS BURN 2

	1	2	F	Scoring Summary:
DALLAS BURN	1	1	2	COL - Henderson (PK) 12
COLORADO RAPIDS	2	1	3	COL - Kingsley (Valderrama, Chung) 21
				DAL - Johnson (O'Brien, Bussey) 34
				DAL - Martinez (Rhine, Rodriguez) 67
				COL - Carrieri (Valderrama) 87

DALLAS BURN--Matt Jordan, Lee Morrison, Tenywa Bonseu, Percy Olivares (Antonio Martinez 54), Carl Bussey, Jorge Rodriguez, Matt Behncke, Jordan Stone (Chad Deering 61), Ronnie O'Brien, Edward Johnson (Ronald Cerritos 68), Bobby Rhine - TOTAL SHOTS: 10 (O'Brien 3); SHOTS ON GOAL: 4 (O'Brien 2); FOULS: 21 (five players with 3); OFFSIDE: 2; CORNER KICKS: 1; SAVES: Jordan 1; CAUTIONS: Martinez 71, O'Brien 74; EJECTIONS: Martinez 94+

COLORADO RAPIDS--David Kramer, Rick Titus, Robin Fraser, Steven Herdsman, Wes Hart (John Spencer 69), Pablo Mastroeni, Mark Chung, Zach Kingsley, Carlos Valderrama, Chris Henderson, Chris Carrieri - TOTAL SHOTS: 13 (Carrieri 3, Henderson 3); SHOTS ON GOAL: 4 (Henderson 2); FOULS: 24 (Mastroeni 4, Carrieri 4, Kingsley 4); OFFSIDE: 3; CORNER KICKS: 3; SAVES: Kramer 2; CAUTIONS: Kingsley 32, Titus 35, Mastroeni 59, Carrieri 91+; EJECTIONS: none

Referee: Ricardo Valenzuela; Assistant Referees: Ben Chouaf, Jose Corro

Attendance: 12,754; Weather: Overcast, 84 degrees, Breezy

COLORADO RAPIDS INDIVIDUAL STATS vs. DALLAS BURN - 2002 Regular Season

UNF	POS	PLAYER	GP	GS	MIN	G	A	PTS	SHT	SOG	FC	FS	OF	CK	C	E	CP
20	MID	Mark Chung	4	4	342	2	1	5	16	5	2	12	0	6	0	0	0
15	FWD	Chris Carrieri	4	2	280	2	0	4	10	3	9	4	1	0	1	0	4
10	MID	Carlos Valderrama	4	4	370	0	4	4	3	1	1	7	0	0	0	0	0
19	MID	Chris Henderson	4	4	283	1	1	3	8	5	4	4	3	4	0	0	0
7	M/F	John Spencer	3	2	142	1	0	2	7	1	2	6	0	1	1	0	4
11	MID	Zach Kingsley	2	2	190	1	0	2	3	1	6	5	0	4	1	0	4
2	DEF	Rick Titus	3	3	270	0	1	1	0	0	5	2	0	0	2	0	7
3	DEF	Ritchie Kotschau	3	3	265	0	0	0	4	1	4	2	0	0	1	0	4
12	MID	Wes Hart	3	2	172	0	0	0	3	1	4	1	0	0	0	0	0
22	MID	Raul Palacios	2	2	180	0	0	0	2	0	8	1	0	1	2	0	8
21	M/F	Marvin Quijano	2	0	46	0	0	0	2	1	2	1	0	4	0	0	0
5	MID	Kyle Beckerman	1	0	26	0	0	0	2	0	0	0	0	0	0	0	0
4	DEF	Robin Fraser	4	4	370	0	0	0	1	0	4	0	0	0	0	0	0
14	M/F	Musa Shannon	1	0	30	0	0	0	1	0	3	2	0	0	0	0	0
16	DEF	Jeff Stewart	3	3	280	0	0	0	0	0	3	2	0	0	2	0	8
18	DEF	Steven Herdsman	2	2	190	0	0	0	0	0	5	2	0	0	0	0	0
1	GK	David Kramer	2	2	190	0	0	0	0	0	0	0	0	0	0	0	0
25	MID	Pablo Mastroeni	2	2	190	0	0	0	0	0	7	4	0	0	2	0	8
29	GK	Scott Garlick	2	2	180	0	0	0	0	0	0	0	0	0	0	0	0
11	MID	Imad Baba	1	1	59	0	0	0	0	0	1	2	0	0	0	0	0
6	DEF	Danny Jackson	1	0	15	0	0	0	0	0	1	0	0	0	0	0	0
		OTHERS				0	0	0	0	0	0	0	0	0	0	0	0
		TOTALS				7	7	21	62	19	71	57	4	20	12	0	47

COLORADO RAPIDS - INDIVIDUAL GOALKEEPING vs. DALLAS BURN - 2002 Regular Season

UNF	GOALKEEPER	GP	MIN	SHTS	SVS	C/P	GA	GAA	PG	PA	SG	SA	W	L	T	SO	SHO REC	O/T RECORD
1	David Kramer	2	190	14	9	7	4	1.89	0	0	0	0	1	0	1	0	0-0	0-0-1
29	Scott Garlick	2	180	14	7	6	7	3.50	0	0	0	0	0	2	0	0	0-0	0-0-0
	OTHERS	0	0	0	0	0	0	0.00	0	0	0	0	0	0	0	0	0-0	0-0-0
	TOTALS	4	370	28	16	13	11	2.68	0	0	0	0	1	2	1	0	0-0	0-0-1

DALLAS BURN - INDIVIDUAL STATS vs. COLORADO RAPIDS - 2002 Regular Season

UNF	POS	PLAYER	GP	GS	MIN	G	A	PTS	SHT	SOG	FC	FS	OF	CK	C	E	CP
19	FWD	Bobby Rhine	3	3	239	3	2	8	5	3	1	10	2	0	0	0	0
11	MID	Antonio Martinez	4	3	278	1	5	7	7	3	4	7	1	12	1	1	4
6	DEF	Steve Morrow	3	3	280	3	0	6	3	3	2	1	0	0	0	0	0
9	FWD	Jason Kreis	3	3	248	2	0	4	7	4	5	3	1	1	2	0	8
20	FWD	Ronald Cerritos	4	2	244	1	0	2	6	4	1	3	5	0	0	0	0
10	MID	Joselito Vaca	3	3	245	0	2	2	5	1	2	2	2	0	1	0	4
7	FWD	Edward Johnson	2	1	90	1	0	2	5	1	3	0	0	0	0	0	0
8	MID	Oscar Pareja	3	2	217	0	1	1	3	2	6	13	2	3	1	0	3
26	MID	Ronnie O'Brien	1	1	90	0	1	1	3	2	3	2	0	1	1	0	3
15	MID	Chad Deering	4	3	309	0	1	1	1	1	3	4	0	7	0	0	0
4	MID	Paul Broome	3	3	280	0	1	1	1	1	6	6	0	0	0	0	0
17	M/D	Jorge Rodriguez	2	1	103	0	1	1	1	1	4	1	0	0	0	0	0
13	MID	Carl Bussey	2	1	105	0	1	1	0	0	1	6	0	0	0	0	0
3	DEF	Ryan Suarez	3	3	240	0	0	0	3	2	7	2	1	0	0	0	0
24	MID	Percy Olivares	2	1	94	0	0	0	2	0	2	5	0	0	0	0	0
14	DEF	Lee Morrison	2	1	94	0	0	0	1	0	3	0	0	0	0	0	0
5	DEF	Tenywa Bonseu	4	4	370	0	0	0	0	0	4	0	0	0	0	0	0
1	GK	Matt Jordan	4	4	370	0	0	0	0	0	0	1	0	0	0	0	0
16	M/D	Matt Behncke	1	1	90	0	0	0	0	0	2	1	0	0	0	0	0
12	MID	Jordan Stone	1	1	61	0	0	0	0	0	1	1	0	0	0	0	0
18	DEF	Richard Farrer	1	0	23	0	0	0	0	0	0	0	0	0	0	0	0
		OTHERS				0	0	0	0	0	0	0	0	0	0	0	0
		TOTALS				11	15	37	53	28	60	68	14	24	6	1	22

DALLAS BURN - INDIVIDUAL GOALKEEPING vs. COLORADO RAPIDS - 2002 Regular Season

UNF	GOALKEEPER	GP	MIN	SHTS	SVS	C/P	GA	GAA	PG	PA	SG	SA	W	L	T	SO	REC	OT RECORD
1	Matt Jordan	4	370	19	11	20	7	1.70	3	3	0	0	2	1	1	0	0-0	0-0-1
	OTHERS	0	0	0	0	0	0	0.00	0	0	0	0	0	0	0	0	0-0	0-0-0
	TOTALS	4	370	19	11	20	7	1.70	3	3	0	0	2	1	1	0	0-0	0-0-1



CHICAGO FIRE

Despite having to replace up to five starters due to injury and three other regulars because of the World Cup this season, Chicago still put itself in position for a run at the playoffs in 2002. The Fire, who played at Cardinal Stadium in Naperville, Illinois during the renovation of Soldier Field, owe their ability to survive the season to Head Coach **Bob Bradley**. His shrewd personnel moves and coaching expertise kept the Fire afloat through a difficult campaign.

The string of long-term injuries struck regulars like **Evan Whitfield** (ACL tear), **Sergi Daniv** (toe ligaments tear), **Hristo Stoitchkov** (MCL sprain) and **Peter Nowak** (MCL sprain). Even the World Cup stars were not free from the injury bug. Defensive midfielder **Chris Armas** suffered a dramatic ACL tear just before the World Cup while U.S. forward **Josh Wolff** saw his season ended by an ACL tear after returning from Korea.

Leading the decimated Fire along the way was a core of younger players led by rookie **Kelly Gray**, World Cup midfielder **DaMarcus Beasley** and defender **Carlos Bocanegra**, who has shown himself ready for a full-time spot on the national team. Another double-digit goal season from **Ante Razov** and the rock-solid goalkeeping of **Zach Thornton** ensured that the Fire's star power was never diminished.

PLAYOFF HISTORY

Chicago has earned a postseason berth every year since 1998, when they won MLS Cup '98 as an expansion team. Chicago sent shockwaves through the American soccer world when it defeated two-time defending MLS Cup champion D.C. United at the Rose Bowl.

After suffering elimination in the first round in 1999, Chicago stormed back to MLS Cup in 2000, losing in a tough 1-0 decision against Kansas City at RFK Stadium. In 2001, the Fire advanced into the semifinals, where they played three closely contested overtime matches against the Los Angeles Galaxy before losing on a dramatic Mauricio Cienfuegos golden goal in the third and deciding game.

All-time playoff record: 10-5-0

All-time playoff goals scored: 28 **All-time playoff goals allowed:** 15

Fire All-Time Playoff Results:

1998 - Champions (vs. D.C. United), 1999 - Quarterfinals (vs. Dallas), 2000 – Runner-Up (vs. K.C. Wizards), 2001 – Semifinals (vs. Los Angeles)

PLAYER TO WATCH

From his position on the left flank, **DaMarcus Beasley** adds a dimension to the Chicago Fire that is invaluable to the club's fortunes. The Indiana native is a tireless contributor both in attack and on defense, a feature which turned the 20-year-old into a starter on the U.S. World Cup team in its quarterfinal run in Korea/Japan. That World Cup experience has changed Beasley and instilled in him a poise and tactical maturity that will be on display in the postseason.

QUICK KICKS

- The Fire own the record for the largest margin of victory in a playoff game, set in a 6-0 win over the New England Revolution on Sept. 22, 2000.
- Ante Razov owns the record for most points (8) and assists (4) in a postseason game in that same 6-0 win over New England in 2000.
- Bob Bradley (12-7-2) is just two wins shy of tying former D.C. United Head Coach Bruce Arena for the most wins by a coach in the postseason (14) ... Bradley's 82 regular season wins tie him with Thomas Rongen for the all-time MLS lead.
- Zach Thornton has registered the most wins by a goalkeeper in postseason play (12) and the most clean sheets (8).
- The Chicago Fire own the best record in MLS in 2002 against the Eastern Conference (9-4-3) but the worst MLS record against the Western Conference (2-9-1).
- In 2002, Chicago allowed a League-high 13 goals between the 76th and 90th mins.
- The Chicago Fire ended the season with four consecutive sellouts at Cardinal Stadium on the campus of North Central College, its home for 2002 through 2003 as Soldier Field undergoes renovations.
- The Fire have an all-time record of 36-6-2 when Ante Razov scores a goal.



CHICAGO FIRE ALPHABETICAL ROSTER

No.	Player	Pos.	Ht.	Wt.	Birthdate	Hometown	College	Status
14	Chris Armas	M	5-7	150	8-27-72	Brentwood, NY	Adelphi	
7	DaMarcus Beasley	M	5-7	137	5-24-82	Ft. Wayne, IN	--	
4	Carlos Bocanegra	D	6-0	170	5-25-79	Alta Loma, CA	UCLA	
2	C.J. Brown	D	6-0	185	6-15-75	Hayward, CA	San Jose State	
19	Craig Capano	M	5-7	140	7-7-85	Hyde Park, NY	--	P-40
5	Jim Curtin	D	6-4	205	6-23-79	Oreland, PA	Villanova	
20	Sergi Daniv	M	5-8	150	8-23-75	Lviv, Ukraine	Wake Forest	SI
6	Kelly Gray	D/M	6-2	170	4-7-81	San Jose, CA	Portland	P-40
21	Dema Kovalenko	M	5-8	145	8-28-77	Rochester, NY	Indiana	GC
15	Jesse Marsch	M	5-11	170	11-8-73	Racine, WI	Princeton	
24	Jason Moore	M	5-11	170	4-4-78	Decatur, GA	Virginia	
10	Peter Nowak	M	5-7	145	7-5-64	Pabianice, Poland	--	GC
23	Mike Nugent	F	5-9	155	2-10-80	West Windsor, NJ	Princeton	DP
30	Orlando Perez	D	6-2	165	7-12-77	Fontana, CA	--	
9	Ante Razov	F	6-1	175	3-2-74	Los Angeles, CA	UCLA	
13	Henry Ring	GK	6-3	185	3-16-77	Franklin, TN	South Carolina	
12	Miguel Saavedra	M	5-11	155	7-3-83	Milwaukee, WI	--	P-40
17	Dipsy Selolwane	F	5-9	150	1-27-78	Gaborone, Botswana	St. Louis Univ.	TI
11	Billy Sleeth	D	5-11	170	10-23-79	Spokane, WA	Washington	
8	Hristo Stoitchkov	F	5-9	165	2-8-66	Plovdiv, Bulgaria	--	SI
18	Zach Thornton	GK	6-3	230	10-10-73	Edgewood, MD	Loyola-MD	
22	David Vaudreuil	D/M	5-7	155	12-21-66	Canton, CT	Princeton	
26	Billy Walsh	M	6-2	185	10-07-75	Chatham, NJ	Rutgers	
3	Evan Whitfield	D/M	5-11	155	6-23-77	Glendale, AZ	Duke	
16	Josh Wolff	F	5-8	160	2-25-77	Stone Mountain, GA	South Carolina	

FIRE NUMERICAL ROSTER AND PRONUNCIATION GUIDE

No.	Player	Pos.	Pronunciation	Place of Birth	Last Club
2	C.J. Brown	D		Eugene, OR	SF Bay Seals
3	Evan Whitfield	D/M		Phoenix, AZ	KAA Gent
4	Carlos Bocanegra	D	BOH-cuh-NEG-ruh	Upland, CA	UCLA
5	Jim Curtin	D		Oreland, PA	Villanova
6	Kelly Gray	D/M		Palo Alto, CA	University of Portland
7	DaMarcus Beasley	M		Ft. Wayne, IN	Los Angeles Galaxy
8	Hristo Stoitchkov	F	KREE-sto STOYCH-cough	Plovdiv, Bulgaria	Kashiwa Reysol
9	Ante Razov	F		Los Angeles, CA	Racing de Ferrol
10	Peter Nowak	M	NO-vahk	Pabianice, Poland	1860 Munich
11	Billy Sleeth	D		Spokane, WA	University of Washington
12	Miguel Saavedra	M	Suh-VAY-druh	Milwaukee, WI	Dallas Burn
13	Henry Ring	GK		Franklin, TN	South Carolina
14	Chris Armas	M	AR-moss	Bronx, NY	Los Angeles Galaxy
15	Jesse Marsch	M	MARSH	Racine, WI	D.C. United
16	Josh Wolff	F		Stone Mountain, GA	South Carolina
17	Dipsy Selolwane	F	DIP c sell-ol-wan-EE	Gaborone, Botswana	Vejle Boldklub (Denmark)
18	Zach Thornton	GK	ZACK	Baltimore, MD	MetroStars
19	Craig Capano	M		Hyde Park, NY	Chicago Sockers F.C.
20	Sergi Daniv	M	ser-GEE DAN-uhv	Lviv, Ukraine	Dallas Burn
21	Dema Kovalenko	M	DEEM-a COVE-ah-LENK-o	Kiev, Ukraine	Indiana University
22	David Vaudreuil	D/M		Honolulu, HI	Connecticut Wolves (USL)
23	Mike Nugent	F	NEW-jent	Boston, MA	Princeton University
24	Jason Moore	M		Decatur, GA	Colorado Rapids (MLS)
26	Billy Walsh	M		Chatham, NJ	MetroStars (MLS)
30	Orlando Perez	D		Pomona, CA	D.C. United (MLS)

Head Coach: Bob Bradley

Assistant Coaches: Denis Hamlett, Daryl Shore & Tom Soehn

DP → Teams may sign up to four Developmental Players who are 23-years-old or younger. These players do not count against the salary budget.

P-40 → Nike Project-40 player will be considered as Developmental Players.

TI → Transitional Internationals must be 24-years-old or younger and do not count against the 3 Senior International limit.

SI → Senior International player

GC → Former foreigner now playing as a domestic due to greencard status

CHICAGO FIRE – 2002 REGULAR SEASON INDIVIDUAL STATS

UNF	POS	PLAYER	GP	GS	MIN	G	A	PTS	SHT	SOG	FC	FS	OF	CK	C	E	CP		
9	FWD	Ante Razov	24	23	2030	13	8	34	108	52	40	49	33	54	4	1	16		
16	FWD	Josh Wolff	14	14	1223	5	5	15	30	12	31	24	8	2	2	0	8		
21	MID	Dema Kovalenko	22	22	1944	1	7	9	36	12	37	44	3	4	5	1	18		
7	MID	DaMarcus Beasley	18	18	1629	3	3	9	25	12	32	78	5	5	1	0	4		
6	M/D	Kelly Gray	25	20	1780	2	5	9	18	7	17	16	1	0	1	0	4		
10	MID	Peter Nowak	15	15	1288	2	4	8	21	7	13	39	5	43	3	0	12		
15	MID	Jesse Marsch	27	27	2467	1	6	8	20	6	56	55	1	0	4	0	16		
4	DEF	Carlos Bocanegra	25	25	2201	2	3	7	15	8	34	23	1	0	4	1	16		
8	FWD	Hristo Stoitchkov	15	6	660	2	2	6	39	18	10	16	6	25	4	0	16		
5	DEF	Jim Curtin	23	22	2088	2	0	4	12	6	30	20	0	0	5	0	20		
25	FWD	Amos Magee	5	3	197	2	0	4	4	2	2	3	1	5	0	0	0		
2	DEF	C.J. Brown	23	23	2063	0	3	3	5	3	47	29	0	0	6	0	24		
22	M/D	David Vaudreuil	16	13	1223	1	1	3	4	2	21	7	0	0	4	0	14		
20	MID	Sergi Daniv	8	5	480	1	0	2	6	3	13	11	2	1	1	0	4		
24	MID	Jason Moore	10	2	314	1	0	2	3	2	3	15	0	4	2	0	8		
25	FWD	John Wolyniec	2	2	180	1	0	2	3	3	4	4	0	0	0	0	0		
26	MID	Billy Walsh	12	8	686	0	1	1	3	0	10	6	0	0	2	0	8		
11	DEF	Billy Sleeth	13	7	799	0	1	1	2	1	16	9	0	0	3	0	12		
14	MID	Chris Armas	4	4	347	0	1	1	1	1	14	7	0	0	3	0	11		
30	DEF	Orlando Perez	10	8	751	0	0	0	3	0	14	2	1	0	1	0	4		
23	FWD	Mike Nugent	4	0	54	0	0	0	3	1	0	0	0	0	0	0	0		
19	MID	Craig Capano	4	1	92	0	0	0	2	0	3	1	0	0	0	0	0		
27	FWD	Johnny Torres	2	0	73	0	0	0	2	0	2	0	1	0	1	0	4		
18	GK	Zach Thornton	26	26	2393	0	0	0	0	0	0	1	0	0	0	0	0		
3	DEF	Evan Whitfield	2	2	138	0	0	0	0	0	5	3	0	0	1	0	4		
13	GK	Henry Ring	1	1	90	0	0	0	0	0	0	0	0	0	0	0	0		
17	FWD	Aleksey Korol	1	0	22	0	0	0	0	0	0	0	2	0	0	0	0		
Own-goals received					2														
TOTALS						41	50	128	365	158	454	462	70	143	57	3	223		
OPPONENT TOTALS						37	42	116	340	167	483	437	80	139	57	8			

GAME-WINNING GOALS: Razov 2, Beasley 1, Bocanegra 1, Curtin 1, Daniv 1, Gray 1, Vaudreuil 1, Wolff 1
 GAME-WINNING ASSISTS: Razov 4, Kovalenko 3, Gray 2, Wolff 2, Armas 1, Marsch 1, Nowak 1, Sleeth 1, Stoitchkov 1, Walsh 1
 PENALTY KICK GOALS/ATTEMPTS: Razov 2-2, Stoitchkov 0-1, Wolff 0-1
 BLOCKS: Kovalenko 2, Brown 1, Curtin 1, Marsch 1, Moore 1

CHICAGO FIRE - INDIVIDUAL GOALKEEPING

UNF	GOALKEEPER	GP	MIN	SHTS	SVS	C/P	GA	GAA	PG	PA	SG	SA	W	L	T	SO	OT RECORD
18	Zach Thornton	26	2393	160	121	81	33	1.24	3	3	0	0	9	13	4	7	2-1-4
13	Henry Ring	1	90	7	3	0	4	4.00	0	0	0	0	1	0	0	0	0-0-0
TOTALS		27	2483	167	124	81	37	1.34	3	3	0	0	10	13	4	7	2-1-4

CHICAGO FIRE - COACHES

COACH	W	L	T	PCT.	PTS.	OT RECORD
Bob Bradley	10	13	4	0.444	34	2-1-4

2002 CHICAGO FIRE GAME-BY-GAME

DAY	DATE	OPPONENT	W/L/T	SCORE/ATT.	REC.	PTS	PL	NOTES
Sat.	March 23	at Columbus	W	2-0	18,450	1-0-0	3	T1 Josh Wolff's tally in the 70 th minute insures road victory for the Fire
Sat.	March 30	at DC United	L	0-2	15,033	1-1-0	3	T1 Fire lose as Whitfield injury leaves Chicago beat up on defense
Sat.	April 6	at Los Angeles	L	1-2 (OT)	14,887	1-2-0	3	T2 Fire's late comeback goal from Razov thwarted by Ruiz's golden goal
Sat.	April 20	at MetroStars	W	2-0	20,047	2-2-0	6	T2 Gray and Beasley score as Thornton registers his 31st career clean sheet
Sat.	April 27	New England	T	2-2 (OT)	9,444	2-2-1	7	2 Nowak goal and assist lead Fire to tie in home opener at Cardinal Stadium
Sat.	May 4	at DC United	W	3-0	11,767	3-2-1	10	T1 Darity, Nowak, Razov score as Thornton keeps clean sheet on the road
Sat.	May 11	Los Angeles	L	0-1	9,177	3-3-1	10	T1 Ruiz foils Fire again with early PK in rain-soaked Cardinal Stadium
Sun.	May 19	at New England	W	3-1	36,778	4-3-1	13	1 Razov hat trick puts Fire ahead of pack in Eastern Conference
Sun.	May 26	San Jose	T	1-1 (OT)	13,521	4-3-2	14	1 Gray scores on brilliant midfield run, but Ekelund rallies 'Quakes
Sun.	June 2	Columbus	W	5-4	10,241	5-3-2	17	1 Magee and Razov score twice, Bocanegra gets GW in shootout
Sat.	June 8	at Los Angeles	L	0-1	13,223	5-4-2	17	1 Fire offense on roller-coaster after Reis shutdown; Lalas header wins it
Sat.	June 15	Dallas	L	1-3	13,117	5-5-2	17	T1 Wolyniec scores 250th Fire goal, but Kreis and Rhine score to spoil it
Sat.	June 22	MetroStars	L	0-1	12,721	5-6-2	17	T2 Fire lose third straight as Faria scores and Howard stymies Fire offense
Thu.	July 4	at Colorado	L	3-2	61,213	5-7-2	17	4 Razov and Moore score, but Carrieri does the Fire in with a hat trick
Sun.	July 7	Colorado	W	2-1 (OT)	10,211	6-7-2	20	2 Wolff scores and Vaudreuil nets golden goal in comeback win for Fire
Sat.	July 13	at MetroStars	W	3-2 (OT)	22,070	7-7-2	23	T1 Wolff scores twice and assists on Beasley's golden goal to put Fire in 1st
Sat.	July 20	DC United	T	0-0 (OT)	14,432	7-7-3	24	2 Thornton and Rimando steal the show in first 0-0 tie of the season
Wed.	July 24	at San Jose	L	0-1	9,137	7-8-3	24	3 Thornton keeps Fire in game with incredible saves, but Graziani wins it
Sat.	July 27	MetroStars	W	3-0	14,576	8-8-3	27	2 Razov nets two, Thornton keeps clean sheet to tighten up the East
Wed.	July 31	DC United	T	0-0 (OT)	10,444	8-8-4	28	T2 Thornton keeps second clean sheet against D.C. in two weeks
Sat.	Aug. 10	at Dallas	L	1-3	10,505	8-9-4	28	T2 Stoitcho scores first of the season, but Burn get two late goals to win
Wed.	Aug. 14	Kansas City	W	5-1	15,919	9-9-4	31	T1 Five players score in rout of KC to jump into first place tie with the Crew
Sun.	Aug. 18	at New England	W	2-0	15,336	10-9-4	34	T1 Razov scores his fifth goal in three games against the Revs
Sat.	Aug. 24	New England	L	1-2	15,887	10-10-4	34	T1 Curtin scores; Revs come back to beat Fire before 2nd consecutive sellout
Sat.	Aug. 31	at Kansas City	L	1-2	20,173	10-11-4	34	2 Bocanegra goal not enough as Fire drop to second place and the 7th seed
Sat.	Sept. 7	Los Angeles	L	1-2	15,731	10-12-4	34	3 Ruiz scores twice to put Fire in tough position entering final two games
Sat.	Sept. 14	at Columbus	L	0-2	22,459	10-13-4	34	4 Fire in danger of missing playoffs for first time as Razov injures shoulder
Sun.	Sept. 22	Columbus	W	2-1	15,487	11-13-4	37	3 Nowak & Razov ensure Fire's place in playoffs and sixth seed with win



COLORADO RAPIDS

A respectable 6-3-1 start to the 2002 campaign that included wins over 2001 MLS Cup finalists San Jose and Los Angeles had the Rapids soaring at INVESCO Field. The team seemed to be getting along just fine despite the absence of midfield strongman **Pablo Mastroeni**, who left the team in May to join the U.S. World Cup squad for two months.

However, a four-game losing streak in June, harshly snapped the team's momentum and perhaps slightly dented the team's confidence.

Still, the Rapids remained solidly in playoff contention down the stretch, largely due to the goal-scoring of **Chris Henderson**, **Mark Chung** and **Chris Carrieri**, who combined to give the Rapids only the seventh trio of double-digit goal-scorers in League history. With **Carlos Valderrama** occupying his familiar place among the League's top assist-getters, Colorado possesses seemingly unlimited offensive potential.

Defense has been the club's Achilles' heel down the stretch, as a hand injury to starting goalkeeper **Scott Garlick** has exposed a defense that closed the season near the bottom of the League in shots allowed. Should diminutive Scotsman **John Spencer** regain his form after a frustrating season filled with injuries, the Rapids could again become a dangerous postseason proposition that no team will want to undertake.

Playoff History

Following a disappointing 2001 season in which Colorado did not qualify for the playoffs, the Rapids of 2002 have their sights set on a lengthy playoff run. Led by the offensive triumvirate of Chris Henderson, Mark Chung and Chris Carrieri, the Rapids cannot be overlooked.

After failing to qualify for the postseason in the League's inaugural season, Colorado engineered a shocking run to MLS Cup 1997. Since then, the postseason has not been kind to the Rapids, who were eliminated from the playoffs by an eventual MLS Cup finalist in 1998, 1999 and 2000, twice tasting defeat at the hands of the eventual champion (Chicago in 1998, Kansas City in 2000).

All-time playoff record: 3-7-1

All-time playoff goals scored: 13

All-time playoff goals allowed: 16

Rapids All-Time Playoff Results:

1996 - Did not qualify, 1997 - Runner-up (vs. D.C. United), 1998 - Quarterfinals (vs. Chicago Fire), 1999 - Quarterfinals (vs. Los Angeles Galaxy), 2000 - Quarterfinals (vs. Kansas City Wizards), 2001 - Did not qualify

PLAYER TO WATCH

When the Colorado Rapids were missing injured John Spencer, their top forward in 2001, it was **Chris Carrieri** who stepped up his production for the team in a critical stretch of the season. His 11 goals and five assists are both new career highs for the second-year player, whose never-say-die attitude is contagious. A new and mature Carrieri in 2002 who is now eager to learn from the veterans around him, can carry this Rapids team through the playoffs on sheer will.

QUICK KICKS

- Midfielder Mark Chung has suffered the most fouls in the history of MLS (456).
- Carlos Valderrama's 16-assist season in 2002 marks the sixth time in seven seasons that he has registered double digits in that category.
- For the second time in team history the Colorado Rapids had three double-digit goal scorers in 2002 (Chris Henderson, Mark Chung, Chris Carrieri) ... However, no team in MLS history with three double-digit goal scorers has ever advanced to MLS Cup ... The 1998 Rapids (Wolde Harris, Paul Bravo, Ross Paule) were ousted by eventual champions Chicago in the quarterfinal round.



COLORADO RAPIDS ALPHABETICAL ROSTER

No.	Name	Pos.	Ht.	Wt.	Birthdate	Hometown	College	STATUS
5	Kyle Beckerman	M	5-10	155	4-3-82	Crofton, MD	--	P-40
15	Chris Carrieri	F	5-8	150	4-28-80	Stafford, VA	North Carolina	P-40
20	Mark Chung	M	5-7	150	6-18-70	Pembroke Pines, FL	South Florida	
4	Robin Fraser	D	6-1	175	12-17-66	Denver, CO	Florida Int'l	
29	Scott Garlick	GK	6-2	195	5-29-72	Phoenix, AZ	San Diego	
12	Wes Hart	M	5-7	155	9-14-77	Littleton, CO	Washington	
19	Chris Henderson	M	5-9	150	12-11-70	Everett, WA	UCLA	
18	Steve Herdsman	D	5-11	170	10-6-75	Coral Springs, FL	Cornerstone College	
6	Danny Jackson	D	6-0	185	10-20-79	Leeds, England	North Carolina	TI
11	Zach Kingsley	M	5-11	160	1-18-80	Spokane, WA	Seattle Sounders	
3	Ritchie Kotschau	D	5-10	175	11-22-75	Levittown, NY	George Mason	
1	David Kramer	GK	6-3	185	8-1-72	Mountain View, CA	Fresno State	
25	Pablo Mastroeni	M/D	5-10	170	8-29-76	Phoenix, AZ	North Carolina St	
24	Matt Napoleon	GK	6-1	175	8-18-77	Feasterville, PA	Columbia	
22	Raul Palacios	M	5-6	160	10-30-76	Santiago, Chile	--	SI
13	Steve Shak	D	6-1	170	2-8-78	Cerritos, CA	UCLA	
14	Musa Shannon	F	6-0	175	2-8-78	Monrovia, Liberia	Robert Morris	
7	John Spencer	F	5-7	160	9-11-70	Glasgow, Scotland	--	SI
16	Jeff Stewart	D	5-11	165	6-21-80	Bellevue, WA	Santa Clara	
2	Rick Titus	D	6-2	175	3-10-69	Vancouver, Canada	Toronto	SI
8	Seth Trembly	D/M	5-6	140	3-21-82	Littleton, CO	--	P-40
10	Carlos Valderrama	M	5-9	160	9-2-61	Santa Marta, Colombia	--	GC

RAPIDS NUMERICAL ROSTER AND PRONUNCIATION GUIDE

No.	Player	Pos.	Pronunciation	Place of Birth	Last Club
1	David Kramer	GK	KRAY - mer	Cupertino, CA	San Jose (MLS)
2	Rick Titus	D		Mississauga, Ontario, Canada	Vancouver (A-League)
3	Ritchie Kotschau	D	KOTCH - ow	Mineola, NY	Tampa Bay (MLS)
4	Robin Fraser	D	FRAY - zer	Kingston, Jamaica	Los Angeles (MLS)
5	Kyle Beckerman	M		Crofton, MD	Miami (MLS)
6	Danny Jackson	D		Leeds, England	North Carolina
7	John Spencer	M/F		Glasgow, Scotland	Motherwell (Scotland)
8	Seth Trembly	D/M		Littleton, CO	U.S.U-17 National Team
10	Carlos Valderrama	M	val - duh - RAH - muh	Santa Marta, Colombia	Tampa Bay (MLS)
11	Zach Kingsley	M		Spokane, WA	Seattle (A-League)
12	Wes Hart	M		Littleton, CO	Washington
13	Steve Shak	D	SHACK	Bell Flower, CA	UCLA
14	Musa Shannon	F		Monrovia, Liberia	Tampa Bay Mutiny
15	Chris Carrieri	F/M	care-E-air-E	San Antonio, TX	San Jose (MLS)
16	Jeff Stewart	D		Bellevue, WA	Santa Clara
18	Steve Herdsman	D		Coral Springs, FL	W. Michigan Edge (PDL)
19	Chris Henderson	M		Edmonds, WA	Kansas City (MLS)
20	Mark Chung	M		Toronto, Canada	MetroStars (MLS)
22	Raul Palacios	M		Santiago, Chile	Racing de Ferrol
24	Matt Napoleon	GK		Philadelphia, PA	Portland Timbers (A-League)
25	Pablo Mastroeni	D/M	MAHS - troh - eny	Mendoza, Argentina	Miami (MLS)
29	Scott Garlick	GK		Phoenix, AZ	Tampa Bay (MLS)

Head Coach: Tim Hankinson **Assistant Coaches:** Paul Bravo, Lorne Donaldson, Daniel Gonzalez, John Ireland

PRO-40 → Project-40 player who does not count against team's active 18-man senior roster

JR. INT'L → Junior (under 22 years old) International player who does not count against team's active 18-man senior roster OR 3-player Senior International limit

TRANS. INT'L → Transitional (22-24 years old) International player who does not count against team's 3-man Senior International limit

SR. INT'L → Senior International player

GC → Former foreigner now playing as a domestic due to greencard status

COLORADO RAPIDS – 2002 REGULAR SEASON INDIVIDUAL STATS

UNF	POS	PLAYER	GP	GS	MIN	G	A	PTS	SHT	SOG	FC	FS	OF	CK	C	E	CP
20	MID	Mark Chung	27	27	2401	11	10	32	83	33	30	61	3	36	0	0	0
19	MID	Chris Henderson	28	28	2414	11	7	29	56	28	44	43	33	59	3	0	12
15	FWD	Chris Carrieri	25	18	1830	11	5	27	54	23	26	28	26	2	5	0	20
10	MID	Carlos Valderrama	27	27	2479	1	16	18	18	8	11	45	0	3	0	1	0
7	M/F	John Spencer	16	13	1149	5	4	14	49	21	18	22	15	1	4	1	16
11	MID	Zach Kingsley	15	10	997	4	2	10	20	17	22	26	5	14	2	0	8
22	MID	Raul Palacios	16	8	836	0	5	5	12	2	34	6	0	6	5	0	17
16	DEF	Jeff Stewart	23	20	1723	0	3	3	6	3	36	31	0	0	6	0	24
25	MID	Pablo Mastroeni	15	15	1329	0	3	3	4	2	30	19	0	0	6	1	24
12	MID	Wes Hart	27	25	2063	0	2	2	18	6	54	27	4	0	7	0	26
3	DEF	Ritchie Kotschau	23	19	1757	0	2	2	18	6	25	13	0	0	3	0	12
5	MID	Kyle Beckerman	14	5	477	0	1	1	11	4	16	7	0	0	2	0	8
2	DEF	Rick Titus	25	25	2202	0	1	1	5	3	48	16	0	0	9	0	34
4	DEF	Robin Fraser	28	27	2453	0	1	1	4	0	38	13	0	0	5	0	16
21	M/F	Marvin Quijano	6	0	77	0	1	1	2	1	2	2	0	4	0	0	0
11	MID	Imad Baba	10	4	443	0	0	0	5	3	10	10	0	1	3	0	12
18	DEF	Steven Herdsman	13	9	858	0	0	0	2	1	16	11	1	0	1	0	4
8	M/D	Seth Trembly	4	0	43	0	0	0	1	0	3	5	0	2	0	0	0
14	M/F	Musa Shannon	1	0	30	0	0	0	1	0	3	2	0	0	0	0	0
29	GK	Scott Garlick	15	15	1374	0	0	0	0	0	1	2	0	1	1	0	4
1	GK	David Kramer	13	13	1195	0	0	0	0	0	1	1	0	0	1	0	4
6	DEF	Danny Jackson	1	0	15	0	0	0	0	0	1	0	0	0	0	0	0
13	DEF	Steve Shak	1	0	1	0	0	0	0	0	0	0	0	0	0	0	0
TOTALS						43	63	149	369	161	469	390	87	129	63	3	241
OPPONENT TOTALS						48	65	161	380	167	410	452	83	172	44	5	

GAME-WINNING GOALS: Carrieri 5, Chung 3, Spencer 3, Henderson 2

GAME-WINNING ASSISTS: Valderrama 6, Palacios 3, Chung 2, Henderson 2, Stewart 2, Carrieri 1, Hart 1, Kotschau 1, Mastroeni 1, Quijano 1

PENALTY KICK GOALS/ATTEMPTS: Spencer 3-3, Chung 2-2, Henderson 1-1

BLOCKS: Fraser 5, Henderson 3, Mastroeni 3

COLORADO RAPIDS - INDIVIDUAL GOALKEEPING

UNF	GOALKEEPER	GP	MIN	SHTS	SVS	C/P	GA	GAA	PG	PA	SG	SA	W	L	T	SO	OT RECORD
29	Scott Garlick	15	1374	92	61	58	24	1.57	1	1	0	0	6	7	2	4	1-0-2
1	David Kramer	13	1195	75	49	47	24	1.81	2	3	0	0	7	4	2	2	0-1-2
TOTALS		28	2569	167	110	105	48	1.68	3	4	0	0	13	11	4	6	1-1-4

COLORADO RAPIDS - COACHES

COACH	W	L	T	PCT.	PTS.	OT RECORD
Tim Hankinson	13	11	4	0.536	43	1-1-4

2002 COLORADO RAPIDS GAME-BY-GAME

DAY	DATE	OPPONENT	W/L/T	SCORE	ATT.	REC.	PTS	PL	NOTES
Sat.	March 23	at Kansas City	T	1-1 (OT)	11,769	0-0-1	1	T3	Former Wizard Henderson strikes first but K.C. evens score in 78 th minute
Sat.	March 30	San Jose	W	1-0	25,010	1-0-1	4	1	Chung goal in fourth minute holds up in Rapids debut at INVESCO
Wed.	April 3	DC United	W	2-0	48,476	2-0-1	7	1	Henderson's two goals come in front of largest MLS midweek attendance
Sat.	April 13	MetroStars	L	1-2	12,411	2-1-1	7	T1	Late Spencer PK goal not enough as Rapids lose battle of first-place teams
Sat.	April 20	at San Jose	L	0-2	8,188	2-1-1	7	3	Rapids drop from first place as Cannon makes six saves keeping shutout
Sat.	April 27	at Los Angeles	W	1-0 (OT)	13,087	3-2-1	10	T1	Spencer golden goal lifts Rapids to road win; LA loses for first time
Sat.	May 11	Kansas City	W	2-0	23,020	4-2-1	13	3	Spencer (1g, 1a) leads Rapids; Garlick gets League-leading fourth shutout
Sat.	May 18	at Dallas	L	1-3	10,592	4-3-1	13	3	Spencer PK not enough as Morrow nets his first two goals to beat Rapids
Wed.	May 22	New England	W	5-2	8,002	5-3-1	16	2	Chung, Henderson tally twice, Carrieri scores in Rapids romp at INVESCO
Sat.	June 1	Los Angeles	W	3-2	8,249	6-3-1	19	2	Chung nets two for 2nd straight week including game-winner; Pibe scores
Sat.	June 8	at Dallas	L	1-4	12,690	6-4-1	19	2	Chung scores again, but Rhine proves too much with hat trick and assist
Wed.	June 15	New England	L	1-2	15,125	6-5-1	19	3	Carrieri scores late goal, but Twellman and Kamler score to lead Revs
Wed.	June 19	at DC United	L	0-2	11,086	6-6-1	19	3	Rapids lose again as United's Rimando shuts down Colorado offense
Sat.	June 22	at San Jose	L	0-4	10,431	6-7-1	19	4	Colorado loses fourth straight by giving up two own goals
Wed.	June 26	at MetroStars	W	1-0	12,008	7-7-1	22	2	Carrieri scores in 88th minute to lead Rapids in Mastroeni's return
Thu.	July 4	Chicago	W	3-2	61,213	8-7-1	25	3	Carrieri completes second hat trick in team history, again on Fourth of July
Sun.	July 7	at Chicago	L	1-2 (OT)	10,211	8-8-1	25	3	Henderson scores early, but Rapids give up overtime golden goal to lose
Sat.	July 13	Los Angeles	L	1-3	11,168	8-9-1	25	4	Henderson scores early but Rapids defense is victimized by Galaxy offense
Sat.	July 20	at Columbus	T	1-1 (OT)	21,432	8-9-2	26	4	Carrieri scores in 88th minute to the score and steal road point from Crew
Wed.	July 24	at New England	W	3-2	14,548	9-9-2	29	3	Henderson, Kingsley and Chung improve Rapids record to .500
Sat.	July 27	Dallas	T	2-2 (OT)	13,143	9-9-3	30	T3	Carrieri and Chung score, but late Morrow goal steals a point from Rapids
Sat.	Aug. 10	Columbus	W	2-1	13,252	10-9-3	33	T3	Henderson game-winner and assist, Carrieri goal carry Rapids over Crew
Sat.	Aug. 17	at Los Angeles	L	0-4	12,068	10-10-3	33	4	Galaxy crush Rapids behind Clenfiuegos' goals and Jones' assists
Sat.	Aug. 24	San Jose	W	3-0	12,196	11-10-3	36	4	Chung (1g, 1a), Kingsley & Carrieri goals lead Rapids to win vs. Quakes
Wed.	Aug. 28	at New England	L	1-3	13,210	11-11-3	36	4	Chung scores to give Rapids three 10-goal scorers; Twellman beats Rapids
Sun.	Sept. 1	Dallas	W	3-2	12,754	12-11-3	39	4	Rapids clinch behind Carrieri game-winner and Henderson, Kingsley goals
Sat.	Sept. 14	at Kansas City	W	2-1	19,270	13-11-3	42	3	Kingsley & Spencer score to lead Rapids in quest for home-field advantage
Sat.	Sept. 21	Kansas City	T	1-1 (OT)	25,614	13-11-4	43	4	Chung scores, but Rapids fail to secure home-field advantage vs. Burn



Columbus Crew

Columbus was a work in progress for much of the season as Head Coach **Greg Andrulis** searched desperately to find the right combination for his young defense. Predictably, this search became a difficult process as the Black-and-Gold struggled early, going 3-3-1 at Crew Stadium through the first half of their home schedule. Most indicative of the team's growing pains were a handful of games in which the Crew conceded a game-tying goal in the waning moments, costing the club critical points.

Things seemed bleak for the Crew until the team responded to a midseason three-game losing streak by winning five of its next eight matches to charge back into the Eastern Conference race. Columbus was sparked by the flair and confidence of rookie **Kyle Martino** and second-year forward **Edson Buddle**, teammates on the U.S. youth national teams.

The Crew also rode the explosive talent of lightning quick striker **Jeff Cunningham**, who once again registered a double-digit goal-scoring season.

In the end, the defense improved considerably, led by young Costa Rican **Daniel Torres**, a late signing in 2001. Columbus-born rookie **Chris Leitch**, who came on strong as the season progressed, also was a steadying force in the back, while former A-League goalkeeper **Jon Busch** won the starting job.

Playoff History

In 2001, Columbus was quickly ousted from the MLS Cup Playoffs in the first round by the eventual champion San Jose Earthquakes. An embarrassing two-game sweep by the Quakes marked only the second time in five playoff appearances that the Crew had failed to make it out of the first round.

Before failing to qualify for the 2000 postseason, Columbus boasted four straight trips to the playoffs that included three consecutive appearances in the MLS Cup Playoff semifinals from 1997-1999. Each of those years, their run ended at the hands of the D.C. United dynasty. In fact, Columbus has been eliminated from the playoffs by the eventual MLS Cup winner three times.

All-time playoff record: 9-10-0

All-time playoff goals scored: 30

All-time playoff goals allowed: 37

Crew All-Time Playoff Results:

1996 - Quarterfinals (vs. Tampa Bay Mutiny), 1997 - Semifinals (vs. D.C. United), 1998 - Semifinals (vs. D.C. United), 1999 - Semifinals (vs. D.C. United), 2000 - Did not qualify, 2001 - Quarterfinals (vs. San Jose Earthquakes)

PLAYER TO WATCH

In the year which saw the retirement of Tab Ramos, considered the greatest American midfielder ever for his creativity, dribbling and vision, one of the most exciting young playmakers in America surfaced in the person of **Kyle Martino**. The 21-year-old Crew midfielder showed personality and poise in 22 matches for Columbus and displayed daring, enterprising moves that make him a potential heir to the prestigious No. 10 jersey once worn by Ramos for the U.S. National Team.

QUICK KICKS

- The Columbus Crew have scored a League-high 27 goals on the road during the 2002 regular season.
- The Crew have trailed at the half in a League-low four matches all season and are winless in every one of them (0-4-0)
- Jeff Cunningham's 16 goals in 2002 surpassed his career high of 12 set in 1999 and his 2002 point total of 37 is also a career high, surpassing his 2001 total of 31
- The 1.09 GAA registered by Jon Busch in 2002 was the second best GAA in a season by a Crew goalkeeper second only to Brad Friedel's 0.78 mark in 1996
- Since permanently taking over the starting spot for Columbus in place of Tom Presthus on July 13, Busch has registered a 9-3-2 record in all competitions for the Crew
- The Crew (11-12-5 in 2002) are 6-5-4 when Kyle Martino is in the starting XI.
- Of Edson Buddle's nine goals on the 2002 campaign, eight of them have come when he has started a match ... The native of New Rochelle, NY has 13 starts on the season and has scored in six of those starts.



COLUMBUS CREW ALPHABETICAL ROSTER

No.	Player	Pos.	Ht.	Wt.	Birthdate	Hometown	College	Status
12	Edson Buddle	F	6-1	170	5-21-81	New Rochelle, NY	--	P-40
1	Jon Busch	GK	5-10	165	8-18-76	Albany, NY	UNC-Charlotte	
3	Mike Clark	D	6-0	180	12-16-72	Indianapolis, IN	Indiana	
11	Jeff Cunningham	F	5-8	155	8-21-76	Crystal River, FL	South Florida	
16	Eric Denton	D/M	5-9	155	2-8-78	Manteca, CA	Santa Clara	
13	Brian Dunseth	D	6-0	170	3-2-77	Upland, CA	Cal-St. Fullerton	
15	Freddy Garcia	M	5-6	132	1-12-77	Puerto Barrios, Guatemala	--	GC
7	John Harkes	M	5-11	165	3-8-67	Kearny, NJ	Virginia	
23	Chris Leitch	D	5-11	165	4-1-79	Baltimore, OH	North Carolina	
10	Brian Maisonneuve	M	5-11	170	6-28-73	Warren, MI	Indiana	
21	Kyle Martino	M	5-10	144	2-19-81	Westport, CT	Virginia	P-40
24	Jeff Matteo	M	5-5	140	8-8-80	Stormville, NY	St. John's	DP
20	Brian McBride	F	6-0	175	6-19-72	Arlington Heights, IL	St. Louis	
5	Chad McCarty	D	5-11	190	10-5-77	Clovis, CA	Washington	
8	Duncan Oughton	M/F	5-9	160	6-14-77	Karori, New Zealand	Cal-State Fullerton	SI
14	John Wilmar Perez	M	5-7	150	2-2-70	Medellin, Colombia	--	SI
22	Tom Presthus	GK	6-4	205	4-5-75	Edina, MN	SMU	
4	Daniel Torres	D	5-11	158	10-14-77	Moravia, Costa Rica	--	SI
19	Robert Warzycha	M	5-8	160	8-20-63	Siemkowice, Poland	--	GC
9	Dante Washington	F	5-11	190	11-21-70	Columbia, MD	Radford	
17	Brian West	M/F	5-9	155	6-10-78	Columbia, MD	Virginia	

CREW NUMERICAL ROSTER AND PRONUNCIATION GUIDE

No.	Player	Pos.	Pronunciation	Place of Birth	Last Club
1	Jon Busch	GK		Queens, NY	Hershey (A-League)
3	Mike Clark	D		Indianapolis, IN	Richmond (A-League)
4	Daniel Torres	D		Moravia, Costa Rica	CD Saprissa (Costa Rica)
5	Chad McCarty	D		Fresno, CA	Washington
7	John Harkes	M		Kearny, NJ	N.E. Revolution (MLS)
8	Duncan Oughton	M/F	OUT-uhn	Wellington, New Zealand	Cal-State Fullerton
9	Dante Washington	F	DON - tay	Baltimore, MD	Dallas (MLS)
10	Brian Maisonneuve	M	MAZE - un - off	Warren, MI	U.S. Olympic Team
11	Jeff Cunningham	F		Montego Bay, Jamaica	South Florida
12	Edson Buddle	F		Port Chester, NY	Long Island (A-League)
13	Brian Dunseth	D		Pomona, CA	Miami (MLS)
14	John Wilmar Perez	M		Medellin, Colombia	Deportivo Cali (Colombia)
15	Freddy Garcia	M		Puerto Barrios, Guatemala	Comunicaciones (Guatemala)
16	Eric Denton	D/M	DEN-tun	Falls Church, VA	Tampa Bay (MLS)
17	Brian West	M/F		LaGrange, GA	Virginia
19	Robert Warzycha	M	var - ZEE - ha	Welun, Poland	Kispest-Honved (Hungary)
20	Brian McBride	F		Arlington Heights, IL	VfL Wolfsburg (Germany)
21	Kyle Martino	M	mar-TEE-noh	Atlanta, GA	Virginia
22	Tom Presthus	GK	PRESSED - uss	Edina, MN	D.C. United (MLS)
23	Chris Leitch	D	LEECH	Columbus, OH	North Carolina
24	Jeff Matteo	M		Stormville, NY	Westchester Flames (PDL)

Head Coach: Greg Andrulis**Assistant Coach:** Oscar Pisano**Player/Assistant Coach:** Robert Warzycha**PRO-40** → Project-40 player who does not count against team's active 18-man senior roster**JR. INT'L** → Junior (under 22 years old) International player who does not count against team's active 18-man senior roster OR 3-player Senior International limit**TRANS. INT'L** → Transitional (22-24 years old) International player who does not count against team's 3-man Senior International limit**SR. INT'L** → Senior International player**GC** → Former foreigner now playing as a domestic due to greencard status

COLUMBUS CREW – 2002 REGULAR SEASON INDIVIDUAL STATS

UNF	POS	PLAYER	GP	GS	MIN	G	A	PTS	SHT	SOG	FC	FS	OF	CK	C	E	CP
11	FWD	Jeff Cunningham	27	21	1962	16	5	37	78	37	30	38	40	1	2	0	7
12	FWD	Edson Buddle	21	13	1304	9	5	23	51	19	27	15	11	0	2	0	8
20	FWD	Brian McBride	14	14	1239	5	5	15	37	14	12	50	9	0	1	0	4
9	FWD	Dante Washington	21	12	1122	6	2	14	36	19	24	28	10	0	0	0	0
17	M/F	Brian West	24	22	1944	1	8	10	32	11	36	31	13	0	3	0	12
21	MID	Kyle Martino	22	15	1455	2	5	9	28	11	29	43	2	20	3	1	11
10	MID	Brian Maisonneuve	26	26	2238	1	6	8	29	9	57	52	3	0	5	0	19
14	MID	John Wilmar Perez	20	13	1256	1	4	6	21	6	17	30	0	43	0	0	0
16	M/D	Eric Denton	23	22	1875	1	4	6	8	4	27	22	0	18	1	0	3
8	DEF	Duncan Oughton	20	17	1608	0	4	4	15	7	30	33	0	10	7	0	26
5	DEF	Chad McCarty	18	13	1176	1	2	4	5	1	31	16	0	0	8	2	31
3	DEF	Mike Clark	21	19	1599	1	0	2	7	6	36	16	1	0	7	0	28
15	MID	Freddy Garcia	5	1	215	0	2	2	7	2	9	3	2	4	2	0	7
19	MID	Robert Warzycha	15	3	495	0	2	2	6	1	4	9	0	19	1	0	4
7	MID	John Harkes	11	7	739	0	2	2	3	1	14	11	0	11	3	0	11
13	DEF	Brian Dunseth	27	26	2436	0	1	1	7	4	31	13	0	0	5	0	20
4	DEF	Daniel Torres	25	23	2085	0	1	1	3	1	45	35	1	0	7	1	25
22	GK	Tom Presthus	15	15	1365	0	1	1	0	0	0	5	0	0	0	0	0
6	M/D	Todd Yeagley	3	1	74	0	1	1	0	0	4	2	0	0	0	0	0
23	DEF	Chris Leitch	13	11	989	0	0	0	2	2	18	11	1	0	3	0	12
1	GK	Jon Busch	14	13	1236	0	0	0	0	0	0	4	0	0	0	0	0
2	DEF	Mike Lapper	4	1	141	0	0	0	0	0	1	2	0	0	0	0	0
24	MID	Jeff Matteo	1	0	14	0	0	0	0	0	0	1	0	0	0	0	0
TOTALS						44	60	148	375	155	482	470	93	126	60	4	228
OPPONENT TOTALS						43	51	137	399	183	486	460	58	184	53	4	

GAME-WINNING GOALS: Cunningham 3, Buddle 2, Washington 2, Denton 1, Maisonneuve 1, McBride 1, West 1
 GAME-WINNING ASSISTS: Cunningham 3, Maisonneuve 3, West 2, Buddle 1, Denton 1, Dunseth 1, Martino 1, McBride 1, Perez 1, Torres 1, Warzycha 1
 PENALTY KICK GOALS/ATTEMPTS: Cunningham 1-1, Martino 1-1, McBride 1-1
 BLOCKS: Clark 1, Dunseth 1, Leitch 1, McCarty 1, Torres 1, Yeagley 1

COLUMBUS CREW - INDIVIDUAL GOALKEEPING

UNF	GOALKEEPER	GP	MIN	SHTS	SVS	C/P	GA	GAA	PG	PA	SG	SA	W	L	T	SO	OT RECORD
1	Jon Busch	14	1236	80	63	55	15	1.09	0	2	0	0	8	3	2	5	1-1-2
22	Tom Presthus	15	1365	103	73	39	28	1.85	2	3	0	0	3	9	3	2	0-2-3
TOTALS		29	2601	183	136	94	43	1.49	2	5	0	0	11	12	5	7	1-3-5

COLUMBUS CREW - COACHES

COACH	W	L	T	PCT.	PTS.	OT RECORD
Greg Andrulis	11	12	5	0.482	38	1-3-5

2002 COLUMBUS CREW GAME-BY-GAME

DAY	DATE	OPPONENT	W/L/T	SCORE	ATT.	REC.	PTS	PL	NOTES
Sat.	March 23	Chicago	L	0-2	18,450	0-1-0	0	T3	McCarty's own goal proves fatal as Crew drop home opener
Sat.	March 30	at MetroStars	W	1-0	45,511	1-1-0	3	T1	Cunningham's 6 th minute goal stands up as Crew win shorthanded
Sat.	April 6	MetroStars	L	1-2 (OT)	11,103	1-2-0	3	T2	Washington goal doesn't hold up as Metros average earlier loss
Sat.	April 20	New England	L	0-2	13,493	1-3-0	3	T4	Crew remain winless at home as Twellman gets first MLS goal
Sat.	April 27	DC United	W	1-0	14,997	2-3-0	6	T3	Early Maisonneuve header and inspired Martino play lift Crew to win
Sat.	May 4	at San Jose	L	2-3	6,317	2-4-0	6	T3	Washington, Cunningham score, but Quakes score three unanswered
Sun.	May 12	at DC United	T	1-1 (OT)	30,413	2-4-1	7	T3	Washington goal and Presthus save on Moreno PK preserve tie for Crew
Sat.	May 18	San Jose	W	2-0	15,712	3-4-1	10	T2	Buddle and Cunningham score for Crew as Presthus gets his 2nd shutout
Sat.	May 25	Dallas	T	1-1 (OT)	13,773	3-4-2	11	T2	Cunningham scores only to see Crew surrender stoppage time goal for the
Sun.	June 2	at Chicago	L	4-5	10,241	3-5-2	11	T2	Cunningham nets two, Buddle and Martino score in shootout loss to Fire
Wed.	June 12	at New England	W	2-1 (OT)	7,701	4-5-2	14	2	Buddle scores in stoppage time in OT and McCarty scores in regulation
Sat.	June 15	San Jose	W	2-1	19,085	5-5-2	17	T1	Cunningham and Washington score to bring the Crew back to .500
Wed.	June 19	Kansas City	T	1-1 (OT)	14,089	5-5-3	18	1	Cunningham scores again but Preki nets PK to bring KC back
Sat.	June 29	at Dallas	L	0-1 (OT)	16,186	5-6-3	18	3	Kreis nets game-winner as Columbus falls out of first place in the East
Thu.	July 4	at New England	L	1-4	10,903	5-7-3	18	3	McCabe scores in his comeback from World Cup, but Revs blister the Crew
Sat.	July 6	MetroStars	L	2-3	19,756	5-8-3	18	5	McCabe and Cunningham tally goals, but Crew slides to last place
Sat.	July 13	at DC United	W	3-1	13,665	6-8-3	21	3	McCabe scores twice and in third straight since World Cup; Perez scores
Sat.	July 20	Colorado	T	1-1 (OT)	21,432	6-8-4	22	3	Washington scores, but Crew give up another late goal to lose certain pts
Wed.	July 24	DC United	W	1-0	17,368	7-8-4	25	2	Washington nets game-winner as Busch improves to 4-0-1 in the net
Sat.	July 27	at Los Angeles	L	1-2	14,177	7-9-4	25	3	Clark scores his third career goal, but Ruiz foils Crew's bid for win on road
Wed.	July 31	at MetroStars	W	3-2	10,602	8-9-4	28	T2	McCabe, Cunningham and West score to put Crew one point out of first
Sat.	Aug. 10	at Colorado	L	1-2	13,252	8-10-4	28	T2	Late Buddle goal not enough in Crew's first visit to INVESCO Field
Wed.	Aug. 14	Los Angeles	W	3-2	17,860	9-10-4	31	T1	Martino, Buddle, Cunningham score to help Crew jump into first place the
Sun.	Aug. 18	at Kansas City	W	4-0	8,364	10-10-4	34	T1	Buddle and Cunningham score twice to ensure Crew keep pace with Fire
Sat.	Aug. 31	New England	T	0-0 (OT)	24,422	10-10-5	35	1	The with NE helps Crew into 1st place and 2nd seed in playoff table
Sat.	Sept. 7	at San Jose	L	3-4 (OT)	14,792	10-11-5	35	T1	Fluke own goal thwarts Crew comeback; Crew remain tied atop East
Sat.	Sept. 14	Chicago	W	2-0	22,459	11-11-5	38	1	Crew clinch playoff berth behind Denton and Cunningham goals
Sun.	Sept. 22	at Chicago	L	1-2	15,487	11-12-5	38	2	Cunningham's stoppage time goal not enough as Crew lose second seed

Dallas Burn



"Refuse to Lose" seemed to be the motto adopted by the Dallas Burn in 2002, as the club finished the first half of their schedule with a League-low three defeats. An all-around balanced club, coached by **Mike Jeffries**, was rarely outplayed during the campaign. Remarkably, however, the team's search for a dominant offensive threat to partner All-Star **Jason Kreis** was tempered by a strong defensive alignment of **Ryan Suarez**, **Steve Morrow**, **Tenywa Bonseu** and **Paul Broome** that both protected the goal and helped support the team's offensive thrusts.

The Burn's most significant improvements came in the team's midfield ranks where youngsters **Joselito Vaca** and **Antonio "Chivas" Martinez** repeatedly created match-up problems for opposing teams with their speed, skill over the ball and sublime passing instincts from the right and left side, respectively. Complementing the team's newfound presence on the flanks were unflappable veterans **Oscar Pareja**, **Chad Deering** and **Jorge Rodriguez** who provided a versatile presence in the middle of the field.

With offseason acquisition **Ronald Cerritos** out with a season-ending knee injury, Irish midfielder **Ronnie O'Brien**, 23, and American **Edward Johnson**, 18, will step up to present a formidable challenge for any club in the MLS Cup Playoffs.

Playoff History

Along with the Los Angeles Galaxy, Dallas is one of two teams to advance to the MLS Cup Playoffs in each of the League's first seven seasons. Dallas has twice advanced to the semifinal round (1997 and 1999), falling just one game short of MLS Cup on both occasions, losing to Colorado in 1997 and the Los Angeles Galaxy two seasons later.

The Burn's most memorable postseason run occurred in 1999, when Dallas rallied from a 2-0 second-half deficit in a Game Three showdown with the Chicago Fire in the opening round. Trailing 2-1 with just 10 minutes remaining, the Burn responded with goals from Jorge Rodriguez (84') and Ariel Graziani (86') to stun the defending MLS Cup Champions.

All-time playoff record: 6-13-1

All-time playoff goals scored: 25

All-time playoff goals allowed: 41

Burn All-Time Playoff Results:

1996 - Quarterfinals (vs. Kansas City Wizards), 1997 - Semifinals (vs. Colorado Rapids), 1998 - Quarterfinals (vs. Los Angeles Galaxy)
1999 - Semifinals (vs. Los Angeles Galaxy), 2000 - Quarterfinals (vs. MetroStars), 2001 - Quarterfinals (vs. Chicago Fire)

PLAYER TO WATCH

In 2002 **Jason Kreis** once again led the Burn in scoring for the fifth time in seven seasons. The Nebraska native's 13 goals were the most he has scored since his 1999 Honda MVP season. Kreis cooled off during the latter part of the regular season but the Burn will be counting on him to turn it up during the playoffs where he has compiled just three goals in 19 career matches. With Ronald Cerritos out for the rest of the season, the Burn will be relying on Kreis' killer instinct more than ever.

QUICK KICKS

- The Dallas Burn have allowed a League-high 27 goals in the second half of matches and have also scored a League-high 27 goals in the same period.
- The Dallas Burn are MLS' only undefeated team after scoring the first goal in a match (9-0-3)
- The Burn's 12-9-7 record marks the first time the team has finished above .500 since 1999 (19-13).
- For the fifth time in his seven-year career, Jason Kreis finished among the top 15 players in League scoring.
- Dallas lost four of its last six matches to end the regular season.
- Jason Kreis saw his games started streak end at 140 when he came off the bench in the Sept. 14 home game against the New England Revolution. The streak had dated back to Sept. 25, 1997. The 140 games started streak ranks second all-time behind Carlos Valderrama (175).
- The Dallas Burn are 8-0-4 when Jason Kreis has scored a goal in regular season games this season.
- Jason Kreis is the Burn's all-time leading scorer (79g, 61a) but he has netted just three goals in 19 postseason appearances (15 starts).



DALLAS BURN ALPHABETICAL ROSTER

No.	Player	Pos.	Ht.	Wt.	Birthdate	Hometown	College	Status
16	Matt Behncke	M	6-3	190	2-20-80	Williamsburg, VA	Princeton	DP
5	Tenywa Bonseu	D	6-1	176	10-28-76	Kampala, Uganda	Martin Methodist	SI
4	Paul Broome	M	5-9	150	6-6-76	Dallas, TX	SMU	
13	Carl Bussey	M	5-10	165	10-11-78	Plano, TX	SMU	
20	Ronald Cerritos	F	5-9	155	1-3-75	San Salvador, El Salvador	--	
22	D.J. Countess	GK	6-1	185	1-9-82	Sacramento, California	UCLA	P-40
15	Chad Deering	M	6-2	175	9-2-70	Plano, TX	Indiana	
2	Chris Gbandi	D	5-10	170	4-4-79	Houston, TX	Connecticut	
7	Edward Johnson	F	6-0	180	3-31-84	Palm Coast, FL	--	P-40
1	Matt Jordan	GK	6-2	185	10-13-75	Aurora, CO	Clemson	
9	Jason Kreis	F	5-10	155	12-29-72	Allen, TX	Duke	
11	Antonio Martinez	M	5-7	140	7-9-77	Carson, CA	Cal State Fullerton	
14	Lee Morrison	D	6-1	170	8-10-79	Carmichael, CA	Stanford	
6	Steve Morrow	D	6-0	170	7-2-70	Belfast, Northern Ireland	--	SI
26	Ronnie O'Brien	M	5-10	155	1-5-79	Dublin, Ireland	--	TI
24	Percy Olivares	M/D	6-0	170	6-5-68	Lima, Peru	--	SI
8	Oscar Pareja	M	5-8	150	8-10-68	Medellin, Colombia	--	GC
19	Bobby Rhine	F	5-10	171	4-18-76	Fenton, MO	Connecticut	
17	Jorge Rodriguez	D	5-9	155	5-20-71	La Union, El Salvador	--	
12	Jordan Stone	M	5-9	145	3-16-84	Allen, TX	--	P-40
3	Ryan Suarez	D	6-2	185	7-28-77	Roseville, CA	San Jose State	
10	Joselito Vaca	M	5-6	125	8-12-82	Santa Cruz, Bolivia	--	TI

BURN NUMERICAL ROSTER AND PRONUNCIATION GUIDE

No.	Player	Pos.	Pronunciation	Place of Birth	Last Club
1	Matt Jordan	GK		Aurora, CO	Clemson
2	Chris Gbandi	D	BON-dee	Bong Mines, Liberia	Connecticut
3	Ryan Suarez	D		Sacramento, CA	San Jose State
4	Paul Broome	M		Dallas, TX	SMU
5	Tenywa Bonseu	D	TEN-ya-wa BONE-soo	Kampala, Uganda	Columbus (MLS)
6	Steve Morrow	D		Carrickfergus, N. Ireland	Queens Park Rangers
7	Edward Johnson	F		Daytona Beach, FL	U.S. U-17/P-40
8	Oscar Pareja	M	Puh-Ray-HA	Medellin, Colombia	New England (MLS)
9	Jason Kreis	F	KRYSE	Omaha, NE	Raleigh Flyers
10	Joselito Vaca	M	hose-a-LEE-toe	Santa Cruz, Bolivia	Tahuichi/O. Petrolero
11	Antonio Martinez	M		Yahulica, Mexico	Cal State Fullerton
12	Jordan Stone	M		Allen, TX	U.S. U-20/P-40
13	Carl Bussey	M	BUS-ee	Plano, TX	SMU
14	Lee Morrison	D		Carmichael, CA	Stanford
15	Chad Deering	M		Plano, TX	VfL Wolfsburg
16	Matt Behncke	M		Williamsburg, VA	Princeton
17	Jorge Rodriguez	D	rod-REE-gezz	La Union, El Salvador	FAS (El Salvador)
19	Bobby Rhine	F		St. Louis, MO	UConn
20	Ronald Cerritos	F	sir-EE-toze	San Salvador, El Salvador	San Jose (MLS)
22	D.J. Countess	GK		Sacramento, CA	UCLA
24	Percy Olivares	M/D		Lima, Peru	Sporting Cristal (Peru)
26	Ronnie O'Brien	M		Dublin, Ireland	Juventus (Italy)

Head Coach: Mike Jeffries

Assistant Coaches: Colin Clarke, Brian Haynes, Armando Pelaez

PRO-40 → Project-40 player who does not count against team's active 18-man senior roster

JR. INT'L → Junior (under 22 years old) International player who does not count against team's active 18-man senior roster OR 3-player Senior International limit

TRANS. INT'L → Transitional (22-24 years old) International player who does not count against team's 3-man Senior International limit

SR. INT'L → Senior International player

GC → Former foreigner now playing as a domestic due to greencard status

DALLAS BURN – 2002 REGULAR SEASON INDIVIDUAL STATS

UNF	POS	PLAYER	GP	GS	MIN	G	A	PTS	SHT	SOG	FC	FS	OF	CK	C	E	CP
9	FWD	Jason Kreis	27	26	2303	13	4	30	81	38	54	36	15	16	5	0	20
19	FWD	Bobby Rhine	27	19	1686	7	6	20	44	19	26	44	19	0	2	0	8
11	MID	Antonio Martinez	26	19	1774	4	10	18	24	9	25	32	8	62	1	1	4
20	FWD	Ronald Cerritos	23	11	1209	4	6	14	40	25	17	16	23	0	0	0	0
10	MID	Joselito Vaca	25	23	2005	1	9	11	44	20	26	29	8	7	7	0	26
17	M/D	Jorge Rodriguez	22	17	1693	4	2	10	30	13	39	11	0	14	4	1	15
8	MID	Oscar Pareja	24	23	2000	1	6	8	31	15	64	58	5	8	7	0	26
15	MID	Chad Deering	27	22	2168	1	4	6	24	4	36	23	0	60	5	0	19
26	MID	Ronnie O'Brien	11	4	506	2	2	6	15	10	13	11	0	4	2	0	7
6	DEF	Steve Morrow	24	24	2199	3	0	6	12	6	26	14	0	0	3	0	8
7	FWD	Edward Johnson	11	2	326	2	1	5	11	4	7	5	6	0	0	0	0
3	DEF	Ryan Suarez	24	24	2061	1	2	4	19	10	52	45	2	0	6	1	25
4	MID	Paul Broome	25	25	2315	0	4	4	4	3	30	38	0	0	7	1	28
21	FWD	Hamisi Amani-Dove	6	0	101	0	1	1	6	1	4	4	2	0	1	0	4
13	MID	Carl Bussey	9	1	184	0	1	1	3	1	5	7	2	0	0	0	0
5	DEF	Tenywa Bonseu	27	27	2370	0	0	0	6	2	29	17	0	0	4	0	16
18	DEF	Richard Farrer	8	7	508	0	0	0	4	1	2	3	1	0	1	0	4
24	MID	Percy Olivares	6	2	251	0	0	0	3	0	4	7	0	0	1	0	4
16	M/D	Matt Behncke	3	2	190	0	0	0	1	1	7	5	0	0	1	0	4
14	DEF	Lee Morrison	3	1	103	0	0	0	1	0	3	0	0	0	0	0	0
1	GK	Matt Jordan	27	27	2511	0	0	0	0	0	0	5	0	0	0	0	0
22	GK	D.J. Countess	1	1	100	0	0	0	0	0	0	0	0	0	0	0	0
12	MID	Jordan Stone	4	1	91	0	0	0	0	0	1	1	0	0	0	0	0
		Own-goals received				1											
		TOTALS				44	58	144	403	182	470	411	91	171	57	4	218
		OPPONENT TOTALS				43	61	147	417	165	430	457	51	161	58	3	

GAME-WINNING GOALS: Kreis 5, Rhine 3, Johnson 1, Martinez 1, O'Brien 1, Rodriguez 1
 GAME-WINNING ASSISTS: Pareja 4, Vaca 4, Cerritos 3, Deering 2, Kreis 2, Martinez 2, Broome 1, Rhine 1, Suarez 1
 PENALTY KICK GOALS/ATTEMPTS: Rodriguez 3-3
 BLOCKS: Bonseu 4, Bussey 1, Morrow 1, Suarez 1

DALLAS BURN - INDIVIDUAL GOALKEEPING

UNF	GOALKEEPER	GP	MIN	SHTS	SVS	C/P	GA	GAA	PG	PA	SG	SA	W	L	T	SO	OT RECORD
22	D.J. Countess	1	100	7	6	1	1	0.90	0	0	0	0	0	0	1	0	0-0-1
1	Matt Jordan	27	2511	158	109	93	42	1.51	5	6	0	0	12	9	6	3	3-0-6
	TOTALS	28	2611	165	115	94	43	1.48	5	6	0	0	12	9	7	3	3-0-7

DALLAS BURN - COACHES

COACH	W	L	T	PCT.	PTS.	OT RECORD
Mike Jeffries	12	9	7	0.554	43	3-0-7

2002 DALLAS BURN GAME-BY-GAME

DAY	DATE	OPPONENT	W/L/T	SCORE	ATT.	REC.	PTS	PL	NOTES
Sat.	March 23	San Jose	L	0-2	15,214	0-1-0	0	5	Burn unable to convert several quality chances as Cannon earns shutout
Sat.	April 6	DC United	W	2-1	8,565	1-1-0	3	4	Kreis and Rodriguez goals complete comeback to give Dallas first victory
Sat.	April 13	at Los Angeles	T	1-1 (OT)	14,127	1-1-1	4	T4	Kreis scores off free kick, but late Ruiz goal spoils apparent road victory
Sat.	April 20	Los Angeles	T	1-1 (OT)	17,388	1-1-2	5	4	Ruiz scores early, but Kreis ties it this time in replica of previous week
Sat.	April 27	Kansas City	T	1-1 (OT)	14,065	1-1-3	6	4	Kreis scores for fourth week in a row and evens score; Klein scores for KC
Sat.	May 4	at MetroStars	W	2-1	15,551	2-1-3	9	4	Kreis becomes third with 200 points and handing Burn first road loss
Sat.	May 11	at New England	L	0-2	22,006	2-2-3	9	4	Twellman proves too much, scoring twice and handing Burn first road loss
Sat.	May 18	Colorado	W	3-1	10,592	3-2-3	12	4	Morrow tallies his first two goals and Kreis nets his sixth goal of season
Sat.	May 25	at Columbus	T	1-1 (OT)	13,773	3-2-4	13	4	Deering scores in stoppage time to secure road point for Dallas
Sat.	June 1	at Kansas City	T	2-2 (OT)	7,266	3-2-5	14	T3	Kreis & Vaca score to lead Burn to the as Fabbro scores two for Wizards
Sat.	June 8	Colorado	W	4-1	12,690	4-2-5	17	T3	Rhine tallies hat trick and assist on Kreis goal as Dallas stops the Rapids
Sat.	June 15	at Chicago	W	3-1	13,117	5-2-5	20	2	Kreis scores twice and Rhine adds insurance goal to beat Chicago at home
Sat.	June 22	at Los Angeles	L	0-3	14,588	5-3-5	20	T2	Dallas can't figure out LA defense as Burn lose for first time since May 11
Sat.	June 29	Columbus	W	1-0 (OT)	16,186	6-3-5	23	2	Kreis scores golden goal & Jordan blanks Crew for first shutout of the year
Thu.	July 4	MetroStars	W	2-0	16,055	7-3-5	26	2	Kreis scores and assists on Rhine goal to become all-time leading scorer
Sat.	July 6	at Kansas City	T	1-1 (OT)	7,461	7-3-6	27	2	Cerritos scores first goal in Burn uniform to comeback for road point
Sat.	July 13	San Jose	W	2-1	13,035	8-3-6	30	2	Own goal and newcomer O'Brien's game-winner bring Burn within 2 pts
Sat.	July 20	at San Jose	L	0-4	12,616	8-4-6	30	2	Burn overwhelmed as Earthquakes make a statement for stretch run
Sat.	July 27	at Colorado	T	2-2 (OT)	13,143	8-4-7	31	2	Morrow last second goal helps Dallas steal a point on road from Rapids
Wed.	July 31	Kansas City	L	0-1	7,959	8-5-7	31	T2	Dallas is shut out by Meola and Armstrong's goal tightens up Western race
Sat.	Aug. 10	Chicago	W	3-1	10,505	9-5-7	34	2	Pareja, Kreis and O'Brien score to lead Burn over Fire in Brimstone battle
Sat.	Aug. 17	at MetroStars	W	3-1	12,471	10-5-7	37	2	Martinez scores twice and Cerritos scores once in second-half comeback
Sat.	Aug. 21	at San Jose	L	1-3	9,089	10-6-7	37	3	Rodriguez scores; Earthquakes prove too tough behind Corrales (1g, 2a)
Wed.	Aug. 24	Los Angeles	W	1-0 (OT)	15,883	11-6-7	40	2	Rhine scores golden goal to help Burn leap Galaxy in playoff table
Sun.	Sept. 1	at Colorado	L	2-3	12,754	11-7-7	40	3	Johnson and Martinez score, but Rapids come back late to clinch playoffs
Thu.	Sept. 5	MetroStars	L	1-3	7,913	11-8-7	40	3	Faria and Mathis are thorn in Burn's side as Cerritos is lost for the season
Sat.	Sept. 14	New England	L	1-2	17,652	11-9-7	40	4	Burn lose third straight as Twellman scores twice to lead Revs again
Thu.	Sept. 19	at DC United	W	4-3 (OT)	13,889	12-9-7	43	3	Johnson nets golden goal in thriller to eliminate D.C. and end losing streak

Kansas City Wizards



The Kansas City Wizards came into the 2002 season with arguably the greatest depth of any MLS club, with at least five legitimate starters on the bench at any one time. So when the club put together a 4-1-2 stretch during the months of June and July all signs pointed to a strong end-of-season run. Starting goalkeeper **Tony Meola** had returned from the 2002 World Cup and the team seemingly had the personnel to carry them through a busy schedule.

However, a lack of offensive production kept the Wizards mired in the bottom half of the playoff table, although never completely out of the postseason hunt. The club eventually acquired attacking help in Russian Igor Simutenkov and Argentine Dario Fabbro, but the tandem did not click right away, with injuries proving a factor. Despite the challenges in attack, veteran midfielder and captain **Preki** continued to keep defenders on their heels and **Stephen Armstrong** contributed significantly off the bench.

Complicating matters for the Wizards was the fact that **Bob Gansler's** squad played more games than any other MLS team, advancing deep in the CONCACAF Champions' Cup and Lamar Hunt U.S. Open Cup competition. The hectic schedule, which included eight games in 24 days in August, offered little respite as the team approached the finish line.

PLAYOFF HISTORY

Kansas City returned to the playoffs in 2001, looking to defend its MLS Cup '00 title. However, the Wizards qualified as the eighth seed and faced the No. 1 seed, the Miami Fusion, who sent Kansas City home in the quarterfinals.

Following a two-year hiatus from the postseason, Kansas City shocked the American soccer scene when it stormed through the 2000 MLS season en route to winning MLS Cup. The victory was characteristic of the Wizards' defensive style that year as they held on to blank Chicago 1-0. Kansas City advanced to the playoffs in each of the League's first two seasons with a semifinal exit in 1996 and a first-round elimination in 1997.

All-time playoff record: 6-6-2

All-time playoff goals scored: 18

All-time playoff goals allowed: 19

Wizards All-Time Playoff Results:

1996 - Semifinals (vs. Los Angeles Galaxy), 1997 - Quarterfinals (vs. Colorado Rapids), 1998 - Did not qualify, 1999 - Did not qualify
2000 - Champions (vs. Chicago Fire), 2001 - Quarterfinals (vs. Miami Fusion)

PLAYER TO WATCH

The Kansas City Wizards attack depends heavily on the creativity and enterprising left foot of **Preki**. The 39-year-old playmaker made his return to Kansas City after a controversial move to the Miami Fusion in 2001 which ended a five-year love affair with the Wizards. Upon his return in 2002, Preki promptly led the Wizards in scoring, netting seven goals and 10 assists and taking him to the top of MLS' all-time scoring list (123 points). Despite his age, his unpredictable dribbling moves still cause havoc among the most experienced defenders.

QUICK KICKS

- The Wizards' nine draws in 2002 tie the MLS single-season record, which was first set by the Wizards during the team's championship season in 2000.
- Preki led the Wizards in scoring for the fifth time in six seasons with the club
- The Wizards are 2-3-1 all-time in Game One of playoff series.
- The Kansas City Wizards and Los Angeles Galaxy played in the first Series Tiebreaker in MLS Cup Playoff history in 2000. The Wizards advanced with a Miklos Molnar goal.
- The Wizards are 2-0-2 in the four games in which Preki did not start this season.
- MLS goalkeeping legend Tony Meola ranks at the top of nearly every all-time goalkeeping category in MLS including minutes played (14728), saves (765), catch/punches (513) and shutouts (44). Goalkeeper Tony Meola has 63 career MLS victories, good for second place all-time - just two wins shy of the MLS record (65).



KANSAS CITY WIZARDS ALPHABETICAL ROSTER

No.	Player	Pos.	Ht.	Wt.	Birthdate	Hometown	College	Status
16	Stephen Armstrong	M	5-10	165	7-23-76	Cape Town, S. Africa	Butler	SI
22	Davy Arnaud	M	6-0	165	6-22-80	Nederland, TX	West Texas A&M	DP
8	Chris Brown	M/F	5-11	170	3-10-77	Portland, OR	Portland	
18	Chris Brunt	D	5-11	165	1-1-80	Omaha, NE	SW Missouri St.	
20	Jose Burciaga, Jr.	D	6-1	166	11-16-81	Duncanville, TX	--	P-40
4	Mike Burns	D	5-9	165	9-14-70	Marlboro, MA	Hartwick	
9	Dario Fabbro	F	6-2	178	11-3-76	Buenos Aires, Argentina	--	SI
3	Nick Garcia	D	5-10	160	4-9-79	Plano, TX	Indiana	
10	Francisco Gomez	M	5-11	170	1-25-79	Watsonville, CA	--	
30	Taly Goode	GK	6-3	200	8-25-78	Woodbridge, VA	Marshall	DP
7	Diego Gutierrez	M	5-7	155	11-3-72	Kansas City, MO	Rockhurst	
17	Chris Klein	M	6-1	180	1-4-76	St. Louis, MO	Indiana	
2	Matt McKeon	D-M	6-3	195	9-24-74	St. Charles, MO	St. Louis	
1	Tony Meola	GK	6-1	205	2-21-69	Kearny, NJ	Virginia	
25	Bo Oshoniyi	GK	6-1	190	11-3-71	Poughkeepsie, NY	So. Connecticut St.	
11	Preki	M	5-9	165	6-24-63	Belgrade, Yugoslavia	--	
19	Eric Quill	F	5-10	170	2-28-78	Missouri City, TX	Clemson	
21	Igor Simutenkov	F	5-8	145	4-3-73	Moscow, Russia	--	SI
14	Carey Talley	D	6-2	180	8-26-76	Cordova, TN	North Carolina	
6	Peter Vermes	D	6-1	175	11-21-66	Delran, NJ	Rutgers	
5	Kery Zavagnin	M	5-10	170	7-2-74	Plymouth, MI	North Carolina	

WIZARDS NUMERICAL ROSTER AND PRONUNCIATION GUIDE

No.	Player	Pos.	Pronunciation	Place of Birth	Last Club
1	Tony Meola	GK	mee-OH-luh	Belleville, NJ	MetroStars
2	Matt McKeon	D/M	mick-Q-in	St. Louis, MO	Colorado (MLS)
3	Nick Garcia	D		Plano, TX	--
4	Mike Burns	D		Marlboro, MA	San Jose (MLS)
5	Kerry Zavagnin	M	Za-VAG-nin	Plymouth, MI	Lehigh Valley (A-League)
6	Peter Vermes	D	VER-meess	Willingboro, NJ	Colorado (MLS)
7	Diego Gutierrez	M	goo-TEE-err-ezz	Bogota, Colombia	Chicago (MLS)
8	Chris Brown	M/F		Portland, OR	--
9	Dario Fabbro	F	FA - bro	Buenos Aires, Argentina	Emelec (Ecuador)
10	Francisco Gomez	M		Watsonville, CA	California Jaguars (PDL)
11	Preki	M	PREK - ee	Belgrade, Yugoslavia	Miami (MLS)
14	Carey Talley	D	TAL-ee	Memphis, TN	D.C. United (MLS)
16	Stephen Armstrong	M		Birkenhead, England	D.C. United
17	Chris Klein	M		St. Louis, MO	--
18	Chris Brunt	D		Omaha, NE	Sioux Falls (PDL)
19	Eric Quill	F		Missouri City, TX	Tampa Bay (MLS)
20	Jose Burciaga, Jr.	D	Bur-c-agga	Duncanville, TX	--
21	Igor Simutenkov	F	si-MOO-ten-kov	Moscow, Russia	Tenerife (Spain)
22	Davy Arnaud	M		Nederland, TX	--
25	Bo Oshoniyi	GK	o-SHAH-nee	Poughkeepsie, NY	Atlanta (A-League)
30	Taly Goode	GK	GOOD	Woodbridge, VA	Atlanta Silverbacks

Head Coach: Bob Gansler**Assistant Coaches:** Brian Bliss, Tim Mulqueen**DP** → Teams may sign up to four Developmental Players who are 23-years-old or younger. These players do not count against the salary budget.**P-40** → Nike Project-40 player will be considered as Developmental Players.**TI** → Transitional Internationals must be 24-years-old or younger and do not count against the 3 Senior International limit.**SI** → Senior International player**GC** → Former foreigner now playing as a domestic due to greencard status

KANSAS CITY WIZARDS – 2002 REGULAR SEASON INDIVIDUAL STATS

UNF	POS	PLAYER	GP	GS	MIN	G	A	PTS	SHT	SOG	FC	FS	OF	CK	C	E	CP
11	MID	Preki	25	24	2141	7	10	24	84	44	17	46	6	60	3	1	12
17	MID	Chris Klein	25	25	2171	7	5	19	34	17	11	14	12	12	0	0	0
9	FWD	Dario Fabbro	16	16	1116	6	3	15	35	19	32	22	21	1	5	0	18
21	FWD	Igor Simutenkov	19	17	1480	4	5	13	55	23	21	49	18	4	6	0	23
16	MID	Stephen Armstrong	26	15	1791	3	6	12	31	14	45	36	10	7	2	0	8
8	M/F	Chris Brown	28	14	1512	4	3	11	35	17	15	22	3	0	1	0	4
14	DEF	Carey Talley	24	19	1902	3	1	7	14	7	25	21	0	0	3	0	11
7	MID	Diego Gutierrez	22	21	1914	1	3	5	25	4	36	40	4	27	6	0	23
10	MID	Francisco Gomez	20	13	1249	0	4	4	31	8	8	23	1	28	0	0	0
5	MID	Kerry Zavagnin	27	27	2484	1	2	4	12	5	32	54	1	0	4	1	16
2	MID	Matt McKeon	23	10	1146	1	2	4	12	5	29	18	2	0	3	0	11
3	DEF	Nick Garcia	27	27	2499	0	2	2	2	0	23	37	0	2	5	1	19
19	FWD	Eric Quill	16	13	992	0	1	1	24	10	18	14	9	11	1	0	4
4	DEF	Mike Burns	24	21	1966	0	1	1	4	1	21	14	1	0	2	1	8
1	GK	Tony Meola	17	17	1519	0	1	1	0	0	1	3	0	0	3	2	12
18	DEF	Chris Brunt	5	2	158	0	0	0	2	1	4	5	0	0	1	0	4
22	MID	Davy Arnaud	3	0	43	0	0	0	2	1	3	2	0	0	0	0	0
12	M/F	Gary Glasgow	3	2	174	0	0	0	1	0	3	8	0	0	0	0	0
6	DEF	Peter Vermes	13	13	1181	0	0	0	0	0	18	10	0	0	2	0	8
25	GK	Bo Oshoniyi	13	11	1096	0	0	0	0	0	0	0	0	0	0	0	0
27	FWD	* Roy Lassiter	2	1	61	0	0	0	0	0	0	4	4	0	0	0	0
TOTALS						37	49	123	403	176	362	442	92	152	47	6	181
OPPONENT TOTALS						45	65	155	392	168	464	350	97	137	50	4	

GAME-WINNING GOALS: Brown 2, Klein 2, Talley 2, Armstrong 1, Preki 1, Simutenkov 1
 GAME-WINNING ASSISTS: Armstrong 2, Gomez 2, Gutierrez 2, Preki 2, Klein 1, McKeon 1, Quill 1, Simutenkov 1, Zavagnin 1
 PENALTY KICK GOALS/ATTEMPTS: Preki 2-2, Fabbro 1-2, Simutenkov 1-2
 BLOCKS: Gutierrez 2, Burns 1

KANSAS CITY WIZARDS - INDIVIDUAL GOALKEEPING

UNF	GOALKEEPER	GP	MIN	SHTS	SVS	C/P	GA	GAA	PG	PA	SG	SA	W	L	T	SO	OT RECORD
1	Tony Meola	17	1519	88	65	43	21	1.24	0	2	0	0	6	5	5	3	0-1-5
25	Bo Oshoniyi	13	1096	80	55	45	24	1.97	1	2	0	0	3	5	4	1	0-1-4
TOTALS		30	2615	168	120	88	45	1.55	1	4	0	0	9	10	9	4	0-2-9

KANSAS CITY WIZARDS - COACHES

COACH	W	L	T	PCT.	PTS.	OT RECORD
Bob Gansler	9	10	9	0.482	36	0-2-9

2002 KANSAS CITY WIZARDS GAME-BY-GAME

DAY	DATE	OPPONENT	W/L/T	SCORE	ATT.	REC.	PTS	PL	NOTES
Sat.	March 23	Colorado	T	1-1 (OT)	11,769	0-0-1	1	T2	Preki connects with Chris Brown in 78 th minute to force overtime
Sat.	April 13	San Jose	W	2-0	10,636	1-0-1	4	T4	Klein scores and assists in comeback in K.C.'s first game in three weeks
Sat.	April 27	at DC United	L	1-2 (OT)	12,759	1-1-1	4	5	Preki scores, but McKinley heads in OT game-winner for Wizards' first loss
Sat.	April 27	at Dallas	T	1-1 (OT)	14,065	1-1-2	5	5	Klein scores, but Kreis scores for fourth consecutive week as Wizards tie
Sat.	May 4	Los Angeles	L	1-2 (OT)	21,301	1-2-2	5	5	Preki becomes first 60-60 player in loss on Gintion "golden goal"
Sat.	May 11	at Colorado	L	0-2	23,020	1-3-2	5	5	Garlick shuts Wizards out behind goal and assist from Spencer
Sat.	May 18	Los Angeles	W	2-1	9,877	2-3-2	8	5	Gutierrez and Preki score while Klein gets two assists in Wizards win
Sat.	May 25	at MetroStars	T	1-1 (OT)	18,401	2-3-3	9	5	Klein falls his third on the season, but Diallo equalizes in his Metros debut
Sat.	June 1	Dallas	T	2-2 (OT)	7,266	2-3-4	10	5	Fabro scores twice to lead Wizards back for the in Simutenkov's debut
Sat.	June 8	at San Jose	L	0-3	8,043	2-4-4	10	5	Wizards shut out by Cannon; Graziani scores twice and Mulrooney nets one
Sat.	June 15	DC United	W	2-0	9,721	3-4-4	13	5	Brown and Armstrong score while Oshoniyi posts first shutout of year
Wed.	June 19	at Columbus	T	1-1 (OT)	14,089	3-4-5	14	5	Preki ties Lassiter in all-time points with PK to bring Wizards back for the
Sat.	June 22	New England	W	3-2	8,288	4-4-5	17	5	Simutenkov scores twice, Talley scores game-winner, Preki tops Lassiter
Sat.	June 29	at San Jose	L	1-2	9,008	4-5-5	17	5	Fabro scores but KC remains in cellar after DeRosario leads the Quakes
Thu.	July 4	DC United	W	2-1	19,641	5-5-5	20	5	Fabro and Talley score as Wizards withstand D.C. comeback bid
Sat.	July 6	Dallas	T	1-1 (OT)	7,461	5-5-6	21	5	McKeon scores first of the season with revamped Wizards lineup
Sat.	July 13	at New England	W	4-2	17,138	6-5-6	24	5	Klein nets two, Fabro and Zavagnin score to lead KC to first road win
Sat.	July 20	at Los Angeles	T	2-2 (OT)	17,863	6-5-7	25	5	Klein and Talley score as Meola is shown a red card, Wizards get road pt
Wed.	July 24	MetroStars	L	1-3	6,271	6-6-7	25	5	Simutenkov score not enough as Faria, Diallo and Williams are too much
Sat.	July 27	San Jose	W	2-1	11,530	7-6-7	28	5	Armstrong and Simutenkov score to give Wizards upset victory
Wed.	July 31	at Dallas	W	1-0	7,959	8-6-7	31	T2	Kansas City climbs to second behind Meola shutout and Armstrong goal
Sat.	Aug. 10	at DC United	T	0-0 (OT)	14,630	8-6-8	32	5	Meola becomes first to save two penalty kicks in one game in MLS history
Wed.	Aug. 14	at Chicago	L	1-5	15,919	8-7-8	32	5	Preki scores, but Wizards are routed by Stoitckov's inspired play
Sun.	Aug. 18	Columbus	L	0-4	8,364	8-8-8	32	5	Wizards overwhelmed by Crew with a pair from Buddle and Cunningham
Wed.	Aug. 21	at Los Angeles	L	1-2	8,943	8-9-8	32	5	Wizards lose third in a row after Ruiz and Lalas goals offset Preki score
Sat.	Aug. 31	Chicago	W	2-1	21,173	9-9-8	35	5	KC ends skid with first win in five games; Brown nets game-winner
Sat.	Sept. 14	Colorado	L	1-2	19,270	9-10-8	35	5	Preki PK not enough; Wizards in danger of missing postseason
Sat.	Sept. 21	at Colorado	T	1-1 (OT)	25,614	9-10-9	36	5	Wizards secure playoff spot with Klein goal, staunch defense vs. Rapids

Los Angeles Galaxy



If the Los Angeles Galaxy, perennial MLS Cup favorites, had one shortcoming in their run to the championship game in 2001, it was the lack of a surefire forward who could win a game on his own.

That vacancy was promptly filled in 2002 with the arrival of "El Pescadito", Guatemalan striker **Carlos Ruiz**, who scored six goals in his first four games and never looked back as he went on to lead the League in goal-scoring.

Apart from Ruiz, Head Coach **Sigi Schmid** used his players interchangeably, with every man on the roster aiding the effort. The platoon system at goalkeeper between **Kevin Hartman** and **Matt Reis** was one example of the way Schmid kept all his personnel involved. Alongside regulars **Alexi Lalas**, **Simon Elliott** and **Ezra Hendrickson**, players like **Brian Mullan**, **Gavin Ginton** and former developmental player **Alejandro Moreno** all contributed significantly when called upon.

Led by captain **Cobi Jones**, rejuvenated by the U.S. World Cup run, the Galaxy hovered around the upper half of the playoff table before quietly moving into a battle for the No. 1 seed with the San Jose Earthquakes. The Galaxy-Quakes rivalry was renewed in 2002, a year after the two teams crossed paths in the run to MLS Cup, the U.S. Open Cup and the Western crown. With two narrow victories against San Jose in the last two weeks of the season, the Galaxy earned the supporters shield and the top overall seed in the playoffs.

Playoff History

In recent playoff runs, the Los Angeles Galaxy have had to endure the stigma of a team which has lost three MLS Cup title games in the six-year history of the League. The Galaxy took the lead in two of those matches ('96 and '01) but saw their advantage and hopes of glory eventually disappear with a golden goal.

True Galaxy fans look past the three MLS Cup disappointments and see one of MLS' greatest teams, one of only two clubs to advance to the postseason in each of the League's seven seasons. Schmid's task in 2002 is to help his team forget past failures and their potential crippling effect.

All-time playoff record: 16-11-3

All-time playoff goals scored: 51

All-time playoff goals allowed: 36

Galaxy All-Time Playoff Results:

1996 - Runner-up (vs. D.C. United), 1997 - Quarterfinals (vs. Dallas Burn), 1998 - Semifinals (vs. Chicago Fire)

1999 - Runner-up (vs. D.C. United), 2000 - Semifinals (vs. Kansas City Wizards), 2001 - Runner-up (vs. San Jose Earthquakes)

PLAYER TO WATCH

The arrival of "El Pescadito" and his 24 goals has the Los Angeles Galaxy dreaming big entering the postseason. The lack of a proven goal poacher like **Carlos Ruiz**, who can single-handedly resolve even the most desperate of situations and carry the team on his shoulders, was one of the missing elements of past Galaxy teams. His 24 tallies were not only tops in MLS but they comprised more than half of the Galaxy's season total of 44.

QUICK KICKS

- Sigi Schmid is four wins away from tying former D.C. United head Coach Bruce Arena for the most wins by a coach in the postseason with 14.
- Cobi Jones holds the all-time postseason marks for minutes played (2672) and games played (30).
- The Los Angeles Galaxy are MLS' hottest team entering the postseason, having registered a 8-2-0 in their ten games to close out the regular season.
- In 2002 Carlos Ruiz set a new MLS record for game-winning goals in a season ... His nine game-winners are two more than the previous mark of seven shared by three players (Alex Pineda Chacon - 2001, Ante Razov - 1999 and Jorge Dely Valdes - 1999)
- Carlos Ruiz has committed as many fouls as he has suffered (71) ... he leads MLS in fouls committed and ranks fifth in fouls suffered.
- The L.A. Galaxy have scored a League-high 15 goals between the 76th and 90th minutes in 2002.
- The Galaxy are 5-3-3 all-time in Game One of playoff series.
- The Los Angeles Galaxy are 70-3-2 all-time in regular season matches in which they have led at the half.



- After no team had won more than two games in a row for most of the MLS season, the Los Angeles Galaxy rattled off a season-high four wins in a row to end the season.

LOS ANGELES GALAXY ALPHABETICAL ROSTER

No.	Player	Pos.	Ht.	Wt.	Birthdate	Hometown	College	Status
5	Chris Albright	F	6-1	185	1-14-79	Philadelphia, PA	Virginia	
7	Isaias Bardales Jr.	F	5-10	170	8-18-79	San Jose, CA	San Jose State	PRO-40
16	Alex Bengard	M	6-0	165	3-13-79	Chino Hills, CA	CSU Dominguez Hills	
23	Danny Califf	D	6-0	180	3-17-80	Orange, CA	Maryland	
10	Mauricio Cienfuegos	M	5-6	143	2-12-68	San Salvador, El Salvador	--	GC
12	Simon Elliott	M	5-11	175	6-10-74	Wellington, New Zealand	Stanford	SR. INT'L
18	Adam Frye	F	5-8	159	2-15-74	Alamogordo, NM	UCLA	
2	Gavin Ginton	F	5-10	150	3-1-79	Brentwood, CA	Bradley	
22	Kevin Hartman	GK	6-1	185	5-25-74	Palos Verdes, CA	UCLA	
17	Ezra Hendrickson	D	6-3	185	1-16-72	Layou, St. Vincent	Drake	
13	Cobi Jones	M-F	5-7	145	6-16-70	Westlake Village, CA	UCLA	
30	Alexi Lalas	D	6-3	210	6-1-70	Detroit, MI	Rutgers	
14	Tyrone Marshall	D/M	6-2	190	11-12-74	Lauderhill, FL	Florida International	
15	Alejandro Moreno	F	5-9	170	7-8-79	Caracas, Venezuela	UNC - Greensboro	TI
19	Brian Mullan	F	5-8	150	4-23-78	Littleton, CO	Creighton	
18	Jesus Ochoa	M	5-11	170	10-12-81	Riverside, CA	California Baptist	DP
1	Matt Reis	GK	6-1	196	3-28-75	Mission Viejo, CA	UCLA	
20	Carlos Ruiz	F	5-9	170	9-15-79	Guatemala City, Guatemala	--	SI
8	Peter Vagenas	M	5-8	160	2-6-78	Pasadena, CA	UCLA	
11	Sasha Victorine	M	6-2	170	2-3-78	Corona, CA	UCLA	
6	Craig Waibel	D	6-1	195	8-21-75	Portland, OR	Washington	

GALAXY NUMERICAL ROSTER AND PRONUNCIATION GUIDE

No.	Player	Pos.	Pronunciation	Place of Birth	Last Club
1	Matt Reis	GK	REESE	Atlanta, GA	UCLA
2	Gavin Ginton	F		Brentwood, CA	Bradley
4	Adam Frye	D	FRY	Alamogordo, NM	San Jose (MLS)
5	Chris Albright	F	ALL-bright	Philadelphia, PA	D.C. United
6	Craig Waibel	D	Y – bell	Portland, OR	San Jose Earthquakes
7	Isaias Bardales Jr.	F	BAR – dales	San Jose, CA	San Jose State
8	Peter Vagenas	M	vye – YAY - nuss	Pasadena, CA	UCLA
9	Brian Mullan	F		Minneola, NY	Creighton
10	Mauricio Cienfuegos	M	see - en - FWAY - gos	San Salvador, El Salvador	L.A. Firpo (El Salvador)
11	Sasha Victorine	M	vic – torr – een	Corona, CA	UCLA
12	Simon Elliott	M		Wellington, New Zealand	Boston Bulldogs
13	Cobi Jones	M/F		Detroit, MI	Vasco da Gama (Brazil)
14	Tyrone Marshall	D/M		Kingston, Jamaica	Miami (MLS)
15	Alejandro Moreno	F		Caracas, Venezuela	UNC-Greensboro
16	Alex Bengard	M		Chino Hills, CA	Cal St. DH
17	Ezra Hendrickson	D	HEN - drik - son	St. Vincent & the Grenadines	MetroStars
18	Adam Frye	D	FRY	Alamogordo, NM	San Jose Earthquakes
20	Carlos Ruiz	F		Guatemala City, Guatemala	CSD Municipal
22	Kevin Hartman	GK		Athens, Ohio	UCLA
23	Danny Califf	D	KAY - liff	Orange, CA	Univ. of Maryland
30	Alexi Lalas	D		Birmingham, MI	Kansas City Wizards

Head Coach: Sigi Schmid

Assistant Coaches: Ralph Perez, Zak Abdel

PRO-40 → Project-40 player who does not count against team's active 18-man senior roster

JR. INT'L → Junior (under 22 years old) International player who does not count against team's active 18-man senior roster OR 3-player Senior International limit

TRANS. INT'L → Transitional (22-24 years old) International player who does not count against team's 3-man Senior International limit

SR. INT'L → Senior International player

GC → Former foreigner now playing as a domestic due to greencard status

LOS ANGELES GALAXY – 2002 REGULAR SEASON INDIVIDUAL STATS

UNF	POS	PLAYER	GP	GS	MIN	G	A	PTS	SHT	SOG	FC	FS	OF	CK	C	E	CP
20	FWD	Carlos Ruiz	26	26	2376	24	1	49	100	56	71	71	38	9	9	0	33
13	M/F	Cobi Jones	19	18	1638	3	13	19	31	21	14	43	7	68	2	0	8
12	MID	Simon Elliott	26	26	2347	1	10	12	40	11	26	34	1	82	4	0	16
10	MID	Mauricio Cienfuegos	23	22	1879	2	8	12	26	13	22	28	0	1	2	0	7
30	DEF	Alexi Lalas	26	26	2364	4	4	12	25	16	56	18	0	0	6	0	21
17	DEF	Ezra Hendrickson	23	23	2048	2	8	12	20	9	28	11	5	0	5	1	20
11	MID	Sasha Victorine	25	22	1985	2	5	9	25	8	21	25	2	0	0	0	0
9	FWD	Brian Mullan	21	10	1019	3	2	8	23	13	17	17	5	0	1	1	3
2	FWD	Gavin Glinton	22	6	790	1	4	6	19	10	15	24	5	0	3	0	12
14	M/D	Tyrone Marshall	24	19	1838	0	5	5	9	5	32	15	1	0	4	0	16
8	MID	Peter Vagenas	17	16	1390	0	3	3	4	1	26	30	0	0	3	1	12
23	DEF	Danny Califf	25	23	2118	1	0	2	15	4	47	15	0	0	7	1	26
15	FWD	Alejandro Moreno	12	7	561	0	2	2	14	7	18	22	1	0	0	0	0
25	MID *	Winston Griffiths	6	4	310	1	0	2	6	4	7	5	0	1	0	0	0
5	FWD	Chris Albright	15	9	814	0	1	1	24	12	14	22	3	0	2	0	8
6	DEF	Craig Waibel	12	9	860	0	1	1	7	3	19	5	0	0	1	0	3
18	MID	Jesus Ochoa	9	4	352	0	1	1	7	2	6	6	0	0	0	0	0
4	DEF	Adam Frye	20	10	956	0	0	0	5	2	14	14	0	0	3	0	12
16	MID	Alex Bengard	4	0	26	0	0	0	1	1	3	0	0	0	1	0	4
22	GK	Kevin Hartman	18	18	1648	0	0	0	0	0	0	2	0	0	0	1	0
1	GK	Matt Reis	11	10	929	0	0	0	0	0	0	0	0	0	0	0	0
TOTALS						44	68	156	401	198	456	407	68	161	53	5	201
OPPONENT TOTALS						33	46	112	352	155	425	431	54	141	60	5	

GAME-WINNING GOALS: Ruiz 9, Lalas 3, Glinton 1, Hendrickson 1, Jones 1, Victorine 1
 GAME-WINNING ASSISTS: Elliott 5, Jones 4, Cienfuegos 3, Moreno 2, Albright 1, Hendrickson 1, Lalas 1, Marshall 1, Ruiz 1, Vagenas 1, Victorine 1
 PENALTY KICK GOALS/ATTEMPTS: Ruiz 3-4, Cienfuegos 0-1
 BLOCKS: Lalas 2, Marshall 1, Moreno 1, Mullan 1, Victorine 1

LOS ANGELES GALAXY - INDIVIDUAL GOALKEEPING

UNF	GOALKEEPER	GP	MIN	SHTS	SVS	C/P	GA	GAA	PG	PA	SG	SA	W	L	T	SO	OT RECORD
22	Kevin Hartman	18	1648	108	83	49	20	1.09	2	3	0	0	11	6	1	5	0-3-1
1	Matt Reis	11	929	47	33	21	13	1.26	1	1	0	0	5	3	2	2	3-0-2
TOTALS		29	2577	155	116	70	33	1.15	3	4	0	0	16	9	3	7	3-3-3

LOS ANGELES GALAXY - COACHES

COACH	W	L	T	PCT.	PTS.	OT RECORD
Sigi Schmid	16	9	3	0.625	51	3-3-3

2002 LOS ANGELES GALAXY GAME-BY-GAME

DAY	DATE	OPPONENT	W/L/T	SCORE	ATT.	REC.	PTS	PL	NOTES
Sat.	March 23	DC United	W	2-1 (OT)	20,602	1-0-0	3	T1	Ruiz nets 2 in Galaxy debut, including game-winning PK goal in OT
Sat.	April 6	Chicago	W	2-1 (OT)	14,887	2-0-0	6	T2	Ruiz again scores twice, including golden goal to keep Galaxy unbeaten
Sat.	April 13	Dallas	T	1-1 (OT)	14,127	2-0-1	7	T1	Galaxy remain unbeaten as Ruiz scores again in 85th minute comeback
Sat.	April 20	at Dallas	T	1-1 (OT)	17,388	2-0-2	8	2	Ruiz keeps streak going with his 6th goal of season; LA remains unbeaten
Sat.	April 27	Colorado	L	0-1 (OT)	13,087	2-1-2	8	3	LA loses and Ruiz fails to score for first time as Spencer nets golden goal
Sat.	May 4	at Kansas City	W	2-1 (OT)	21,301	3-1-2	11	2	Gintion scores "golden goal," Mullian scores in LA's 10th straight OT game
Sat.	May 11	at Chicago	W	1-0	9,177	4-1-2	14	2	Ruiz gets back on track with early PK, Reis saves six for clean sheet
Sat.	May 18	at Kansas City	L	1-2	9,877	4-2-2	14	2	Mullan scores but it's not enough as Wizards avenge loss two weeks ago
Sat.	May 25	at New England	L	2-3	15,146	4-3-2	14	3	Griffiths and Ruiz goals are not enough as Serra scores game-winner
Sat.	June 1	at Colorado	L	2-3	8,249	4-4-2	14	T3	Ruiz scores twice to up League lead to 10, but not enough to outdo Chung
Sat.	June 8	Chicago	W	1-0	13,223	5-4-2	17	T3	Lalas header wins it for Galaxy as Reis records second shutout of season
Sat.	June 15	at MetroStars	L	0-5	22,071	5-5-2	17	4	Diallo's four goals destroy the Galaxy again as the Galaxy is shutout
Sat.	June 22	Dallas	W	3-0	14,588	6-5-2	20	T2	Lalas, Victorine, Mullan score and Hartman keeps clean sheet
Sat.	June 29	at DC United	L	0-1 (OT)	18,854	6-6-2	20	4	Galaxy gets the better of the chances, but Convey converts OT-winner
Thu.	July 4	San Jose	W	2-1	55,234	7-6-2	23	4	Ruiz scores twice to defeat Quakes in first meeting in heated rivalry
Sun.	July 7	at San Jose	L	0-1	12,528	7-7-2	23	4	After criticizing Galaxy early in the week, Donovan backs it up with goal
Sat.	July 13	at Colorado	W	3-1	11,168	8-7-2	26	3	Califf, Hendrickson, Ruiz score trying to keep pace with Western leaders
Sat.	July 20	Kansas City	T	2-2 (OT)	17,863	8-7-3	27	3	Ruiz and Hendrickson score but shorthanded Wizards take a road point
Sat.	July 27	Columbus	W	2-1	14,177	9-7-3	30	T3	Ruiz hurdles Twellman with two goals and beats Columbus to keep pace
Sat.	Aug. 10	New England	W	2-1	15,137	10-7-3	33	T3	Two goals from Jones and Ruiz' first assist lift Galaxy over Revs late
Wed.	Aug. 14	at Columbus	L	2-3	17,860	10-8-3	33	T3	Jones and Elliott score, but Crew get late game-winner to beat Galaxy
Sat.	Aug. 17	Colorado	W	4-0	12,068	11-8-3	36	3	Cienfuegos gets a pair, Lalas and Victorine score to crush the Rapids
Wed.	Aug. 21	Kansas City	W	2-1	8,943	12-8-3	39	2	Galaxy move ahead of Burn in standings behind Ruiz and Lalas goals
Sat.	Aug. 24	at Dallas	L	0-1 (OT)	15,883	12-9-3	39	3	Rhine beats Galaxy with golden goal and puts L.A. back to third place
Sat.	Aug. 31	MetroStars	W	3-0	19,854	13-9-3	42	T1	Ruiz hat trick leads Galaxy into playoffs and the with Quakes atop table
Sat.	Sept. 7	at Chicago	W	2-1	15,731	14-9-3	45	T1	Two more Ruiz goals set team record and sets up showdown with Quakes
Sat.	Sept. 14	San Jose	W	1-0	32,874	15-9-3	48	1	Late Ruiz goal puts Galaxy ahead in race for first seed in playoffs
Sat.	Sept. 21	at San Jose	W	1-0	26,229	16-9-3	51	1	A stoppage time PK by Ruiz snaps S.J. home dominance, decides West



NEW ENGLAND REVOLUTION

The New England Revolution had seen their fair share of bad starts in their history and when the team compiled a 2-4-1 record to kick off the 2002 campaign, management wasted no time to right the ship.

Hopes were high in New England as the team had come into the season with a new stadium (Gillette Stadium) and a handful of big-name acquisitions which included the last two Budweiser Scoring Champions: Alex Pineda Chacon and Mamadou Diallo.

The shakeup began on May 23 when New England replaced Head Coach Fernando Clavijo with assistant Steve Nicol. One day later a blockbuster six-player trade with the MetroStars brought in Colombian Diego Serna, defender Brian Kamler and sharpshooter Daniel Hernandez. However, Serna only appeared in five games before a meniscus tear ended his season. Although results were slow in coming, the moves gradually paid dividends as the Revolution completed one of the most dramatic in-season turnarounds in League history – capping their season with a 3-0 win against the MetroStars which earned them the Eastern Conference title

Led by the emergence of 22-year-old forward Taylor Twellman, who led the League in scoring with 52 points on 23 goals and six assists, the Revolution were one of the highest scoring clubs in 2002. Twellman's efforts were aided by the assist production of fellow St. Louis native Steve Ralston, again at the top of that MLS category.

The injury-riddled and inconsistent back line would finally find stability due to fine late season play by goalkeeper Adin Brown and center back Daouda Kante. Both played valiantly alongside veteran Carlos Llamasa, who missed much of the season due to his stint with the U.S. World Cup Team and injuries. Thanks to markedly improved play from its defense, the Revolution allowed just one goal in their final four regular season games, a stretch that completed their remarkable reversal of fortune.

PLAYOFF HISTORY

While Foxboro, Massachusetts will stage its third MLS Cup final in October, the New England Revolution have reached the postseason just twice in their previous six years of existence. Their stay was short-lived on both occasions. In 1997 the Revs drew eventual champion D.C. United in the quarterfinal round and were eliminated in two straight games in the team's first ever playoff appearance.

The task was just as daunting in its only other playoff series against the Chicago Fire in 2000. The Revolution were able to force a Game Three but a 6-0 drubbing at the hands of the Fire meant that New England would again fall short of the MLS Cup semifinals.

All-time playoff record: 1-4-0

All-time playoff goals scored: 5

All-time playoff goals allowed: 14

Revolution All-Time Playoff Results:


1996 – Did not qualify, 1997 – Quarterfinals (vs. D.C. United), 1998 – Did not qualify, 1999 - Did not qualify, 2000 – Quarterfinals (vs. Chicago), 2001 – Did not qualify

PLAYER TO WATCH

Few were looking to first-year player **Taylor Twellman** to provide goals for the Revolution in the beginning of 2002. However, after scoring in his first start, Twellman was never left out of the starting XI again. He rewarded that confidence by becoming MLS' new Budweiser Scoring champion with 23 goals and six assists. There is no reason to believe that playoff opposition will be able to stop the opportunistic and athletic Twellman, who has shown he can score in every imaginable way.

QUICK KICKS

- The New England Revolution enter the postseason as MLS' highest scoring team with an average of 1.75 goals scored per game. However, they also come in with the League's worst back line, having given up the same average of goals per game
- Taylor Twellman's six-game goal scoring streak earlier this season is tied for the second longest in MLS history (tied with four other players) ... Teammate Wolde Harris and former D.C. United forward Raul Diaz Arce own the record at seven games
- At 22 years of age, Taylor Twellman is the second youngest player ever to win the Budweiser scoring championship, behind then 21-year-old Trinidadian Stern John (Columbus) in 1998
- Twellman joined Roy Lassiter (1996) as the only American to score more than 20 goals in a single season
- The New England Revolution are 5-2-1 in the eight matches that late season defensive acquisition Daouda Kante has started
- The Budweiser Scoring champions and MLS assist leader again come from the same team for the third consecutive season. The Revolution's Taylor Twellman and Steve Ralston follow in the footsteps of Alex Pineda Chacon/Diego Serna (2001) and Mamadou Diallo/Carlos Valderrama (2000)



NEW ENGLAND ALPHABETICAL ROSTER

No.	Player	Pos.	Ht.	Wt.	Birthdate	Hometown	College	Status
15	Shaker Asad	M	5-9	160	8-18-79	Raleigh, North Carolina	NC State	P-40
24	Adin Brown	GK	6-5	200	5-27-78	Pleasant Hills, CA	William and Mary	
17	Braeden Cloutier	M	5-11	165	10-3-74	Wichita, KS	--	
2	Leo Cullen	D	5-8	165	2-28-76	Burnsville, MN	Maryland	
19	Nick Downing	D	5-9	155	1-25-80	Redmond, WA	Maryland	P-40
8	Joe Franchino	D	5-7	140	8-8-76	Alta Loma, CA	Washington	
23	Tony Frias	M	5-9	170	11-16-79	Hudson, MA	Mt. Ida	DP
4	Ian Fuller	F	6-1	165	8-31-79	Portland, OR	Clemson	
25	Winston Griffiths	M	5-10	160	5-12-78	Clarendon, Jamaica	Rhode Island	
13	Wolde Harris	F	5-10	190	1-26-74	Kingston, Jamaica	Clemson	GC
6	Jay Heaps	D/M	5-9	155	8-2-76	Longmeadow, MA	Duke	
7	Daniel Hernandez	D/M	6-0	180	7-23-76	Tyler, TX	SMU	
5	Brian Kamler	D/M	6-1	180	2-12-72	Ballwin, MO	Creighton	
12	Daouda Kante	D	6-2	180	7-16-78	Mali, West Africa	Florida International	TI
22	Marshall Leonard	M	5-7	170	12-19-80	Midland, GA	Virginia	DP
18	Carlos Llamasa	D	5-11	166	6-30-69	Maspeth, NY	--	
3	Rusty Pierce	D	5-10	165	7-24-79	The Woodlands, TX	UNC-Greensboro	
10	Alex Pineda Chacon	M	5-8	150	12-19-69	Santa Cruz de Yojoa, Honduras	Honduras	SI
14	Steve Ralston	M	5-9	160	6-14-74	St. Louis, MO	Florida Int'l	
16	Jim Rooney	M	6-0	165	9-9-68	Deer Park, NY	C.W. Post	
9	Diego Serna	F	5-10	175	10-2-73	Medellin, Colombia	--	SI
1	Juergen Sommer	GK	6-5	215	2-27-69	Naples, FL	Indiana	
20	Taylor Twellman	F	5-11	179	2-29-80	St. Louis, MO	Maryland	

REVOLUTION NUMERICAL ROSTER AND PRONUNCIATION GUIDE

No.	Player	Pos.	Pronunciation	Place of Birth	Last Club
1	Juergen Sommer	GK	YUR – gen summer	New York, NY	Columbus (MLS)
2	Leo Cullen	D		Minneapolis, MN	Maryland
3	Rusty Pierce	D	PEERSE	The Woodlands, TX	UNC-Greensboro
4	Ian Fuller	F		Portland, OR	Clemson
5	Brian Kamler	D/M		St. Louis, MO	MetroStars (MLS)
6	Jay Heaps	D/M	HEEPS	Nashua, NH	Miami (MLS)
7	Daniel Hernandez	D/M		Tyler, TX	MetroStars (MLS)
8	Joe Franchino	D	fran – CHEE - no	Fontana, CA	Los Angeles (MLS)
9	Diego Serna	F		Bogota, Colombia	MetroStars (MLS)
10	Alex Pineda Chacon	M	cha – CONE	Santa Cruz de Yojoa, Honduras	Miami (MLS)
12	Daouda Kante	D	DAU-da CAHN te	Mali, West Africa	D.C. United (MLS)
13	Wolde Harris	F	WOHL - dee	Kingston, Jamaica	Colorado (MLS)
14	Steve Ralston	M	RAWL - stun	St. Louis, MO	Tampa Bay (MLS)
15	Shaker Asad	M	SHAKE-ER uh – SAHD	Gaza Strip, Palestine	Miami (MLS)
16	Jim Rooney	M		Bronx, NY	Miami (MLS)
17	Braeden Cloutier	M	BRAY-don CLOO-tee-ay	Wichita, KS	Wichita Wings (NPSL)
18	Carlos Llamasa	D	ya - MOSZ - uh	Palmira, Colombia	Miami (MLS)
19	Nick Downing	D		Redmond, WA	Maryland
20	Taylor Twellman	F		St. Louis, MO	1860 Munich (Germany)
22	Marshall Leonard	M		Midland, GA	Virginia
23	Tony Frias	M		Hudson, MA	Maritimo (Portugal)
24	Adin Brown	GK		Pleasant Hills, CA	William and Mary
25	Winston Griffiths	M		Clarendon, Jamaica	Connecticut Wolves

Head Coach: Steve Nicol

Assistant Coaches: John Murphy

PRO-40 → Project-40 player who does not count against team's active 18-man senior roster

JR. INT'L → Junior (under 22 years old) International player who does not count against team's active 18-man senior roster OR 3-player Senior International limit

TRANS. INT'L → Transitional (22-24 years old) International player who does not count against team's 3-man Senior International limit

SR. INT'L → Senior International player GC → Former foreigner now playing as a domestic due to greencard status

NEW ENGLAND REVOLUTION – 2002 REGULAR SEASON INDIVIDUAL STATS

UNF	POS	PLAYER	GP	GS	MIN	G	A	PTS	SHT	SOG	FC	FS	OF	CK	C	E	CP
20	FWD	Taylor Twellman	28	26	2418	23	6	52	92	58	55	87	14	0	2	0	8
14	MID	Steve Ralston	27	27	2460	5	19	29	27	13	15	42	3	69	6	0	24
6	M/D	Jay Heaps	27	26	2389	2	6	10	23	13	46	34	1	0	7	0	28
5	MID	Brian Kamler	16	13	1099	2	5	9	14	4	16	12	2	23	0	1	0
13	FWD	Wolde Harris	22	11	1117	4	0	8	41	24	24	27	10	0	1	0	4
7	DEF	Daniel Hernandez	19	16	1492	3	1	7	23	9	32	23	1	4	3	1	12
8	DEF	Joe Franchino	23	23	2015	1	5	7	16	4	45	30	0	1	9	0	36
10	MID	Alex Pineda Chacon	20	9	1014	2	2	6	20	9	11	10	2	9	0	0	0
2	DEF	Leo Cullen	28	27	2444	2	2	6	10	6	24	13	0	0	1	0	4
16	MID	Jim Rooney	20	20	1715	1	2	4	19	5	32	13	0	8	4	1	14
15	FWD	* Mamadou Diallo	7	7	488	1	1	3	30	19	9	23	20	0	0	0	0
9	FWD	Diego Serna	5	2	248	1	1	3	12	6	7	10	2	1	1	0	4
4	FWD	Ian Fuller	11	5	446	0	3	3	5	2	16	14	5	0	0	0	0
7	FWD	* Andy Williams	5	2	275	0	2	2	8	3	7	12	0	6	1	0	4
25	MID	Winston Griffiths	8	6	428	0	2	2	7	2	13	7	0	8	0	0	0
2	DEF	* Ted Chronopoulos	5	5	415	0	2	2	2	1	5	6	3	12	2	0	8
	DEF	Daouda Kante	8	8	729	1	0	2	1	1	15	4	0	0	2	0	8
	DEF	John Wilson	1	0	16	1	0	2	1	1	1	0	0	0	1	0	4
17	MID	Braeden Cloutier	11	7	608	0	1	1	6	1	16	6	0	1	1	0	4
18	DEF	Carlos Llamosa	14	13	1056	0	1	1	1	0	28	12	0	0	3	0	12
21	DEF	Carlos Semedo	9	8	631	0	1	1	1	0	16	8	0	0	1	0	4
3	DEF	Rusty Pierce	14	13	1161	0	0	0	5	0	22	22	0	0	4	0	16
15	MID	Shaker Asad	6	1	140	0	0	0	3	2	2	2	1	2	1	0	4
19	DEF	Nick Downing	12	5	667	0	0	0	1	1	5	4	0	1	0	0	0
24	GK	Adin Brown	16	16	1460	0	0	0	0	0	1	1	0	0	0	0	0
1	GK	Juergen Sommer	12	12	1090	0	0	0	0	0	0	3	0	0	0	0	0
		TOTALS				49	62	160	368	184	463	425	64	145	50	3	198
		OPPONENT TOTALS				49	70	168	382	189	444	444	124	148	52	4	

GAME-WINNING GOALS: Twellman 5, Kamler 2, Heaps 1, Hernandez 1, Kante 1, Ralston 1, Serna 1
 GAME-WINNING ASSISTS: Ralston 5, Fuller 2, Kamler 2, Diallo 1, Franchino 1, Pineda Chacon 1, Rooney 1, Twellman 1
 PENALTY KICK GOALS/ATTEMPTS: Twellman 3-3, Harris 0-1
 BLOCKS: Cullen 4, Llamosa 4, Franchino 2, Rooney 2, Asad 1, Cloutier 1, Hernandez 1, Pierce 1, Ralston 1

NEW ENGLAND REVOLUTION - INDIVIDUAL GOALKEEPING

UNF	GOALKEEPER	GP	MIN	SHTS	SVS	C/P	GA	GAA	PG	PA	SG	SA	W	L	T	SO	OT RECORD
24	Adin Brown	16	1460	102	72	54	20	1.23	2	3	0	0	9	6	1	5	0-1-1
1	Juergen Sommer	12	1090	87	53	38	29	2.39	1	1	0	0	3	8	1	2	0-0-1
	TOTALS	28	2550	189	125	92	49	1.73	3	4	0	0	12	14	2	7	0-1-2

N.E. REVOLUTION - COACHES

COACH	W	L	T	PCT.	PTS.	OT RECORD
Steve Nicol	10	10	1	0.500	31	0-1-1
Fernando Clavijo	2	4	1	0.357	7	0-0-1

2002 N.E. REVOLUTION GAME-BY-GAME

DAY	DATE	OPPONENT	W/L/T	SCORE	ATT.	REC.	PTS	PL	NOTES
Sat.	March 23	at MetroStars	L	1-3	13,234	0-1-0	0	5	Pineda Chacon picks up where he left off but Revs drop season opener
Sat.	April 6	at San Jose	L	1-2	10,104	0-2-0	0	5	Diallo hits the back of the net, but N.E. still can't find winning ways
Sat.	April 20	at Columbus	W	2-0	13,493	1-2-0	3	T4	Twellman tallies his first MLS goal, Rooney scores in Revs first victory
Sat.	April 27	at Chicago	T	2-2 (OT)	9,444	1-2-1	4	5	Franchino goal and assist, Twellman goal lead to tie in Fire's home opener
Sat.	May 11	Dallas	W	2-0	22,006	2-2-1	7	T3	Twellman scores twice to lead Revs to home opening win at CMGI Field
Sun.	May 19	Chicago	L	1-3	36,778	2-3-1	7	5	Twellman scores in his fourth straight but Razov tallies hat trick to win
Wed.	May 22	at Colorado	L	2-5	8,002	2-4-1	7	5	Fifth straight game with a goal from Twellman not enough as Rapids roll
Sat.	May 25	Los Angeles	W	3-2	15,146	3-4-1	10	T3	Twellman scores again and Serna nets game-winner in Revs debut
Sat.	June 1	San Jose	L	0-2	21,539	3-5-1	10	T4	Graziani beats Revs with two goals as Twellman's streak comes to an end
Sat.	June 8	at DC United	L	2-3	12,988	3-6-1	10	5	Twellman scores twice; Nelson (2) and Quaranta (1) lead United back
Wed.	June 12	Columbus	L	1-2 (OT)	7,701	3-7-1	10	5	Ralston scores goal and tallies assist on Kamler goal in rare road win
Sat.	June 15	at Colorado	W	2-1	15,125	4-7-1	13	T4	Twellman scores goal and tallies assist on Kamler goal in rare road win
Sat.	June 22	at Kansas City	L	2-3	8,288	4-8-1	13	5	Heaps and Twellman goals not enough as Revs lose four of last five
Sat.	June 29	MetroStars	L	0-2	16,958	4-9-1	13	5	Revs can't find the net at home up a man after Diallo is sent off
Thu.	July 4	Columbus	W	4-1	10,903	5-9-1	16	5	Ralston's two goals, Twellman's League-leading 12th beat Columbus
Sat.	July 6	DC United	W	2-0	9,747	6-9-1	19	T3	Kamler and Twellman score to defeat D.C. and get back into playoff hunt
Sat.	July 13	Kansas City	L	2-4	17,138	6-10-1	19	T4	Cullen, Pineda Chacon score but Revs are the first to lose ten games
Sat.	July 20	at MetroStars	L	3-4	13,837	6-11-1	19	5	Ralston, Hernandez, Twellman score; not enough as Diallo sinks Revs
Wed.	July 24	Colorado	L	2-3	14,548	6-12-1	19	5	Twellman and Wilson score but Rapids trio stop NE from leaving basement
Sat.	July 27	at DC United	W	1-0	24,240	7-12-1	22	4	Heaps scores game-winner and Revs absorb D.C. barrage to win on road
Sat.	Aug. 10	at Los Angeles	L	1-2	15,137	7-13-	22	T4	Herrandez goal not enough as Jones overpowers Revs on road
Sun.	Aug. 18	Chicago	L	0-2	15,336	7-14-1	22	5	Razov beats Revs with goal, as Twellman held scoreless for third straight
Sat.	Aug. 24	at Chicago	W	2-1	15,887	8-14-1	25	4	Harris and Kante score to help Revs playoff chances as NE takes road pt.
Wed.	Aug. 28	Colorado	W	3-1	13,210	9-14-1	28	4	Twellman's brace and Hernandez free kick lead Revs in late season push
Sat.	Aug. 31	at Columbus	T	0-0 (OT)	24,422	9-15-2	29	4	Draw with Fire puts Revs three points back from Metros in playoff chase
Sat.	Sept. 7	DC United	W	3-0	15,748	10-15-2	32	4	Twellman hat trick keeps Revs in chase and sets new team goals record
Sat.	Sept. 14	at Dallas	W	2-1	17,652	11-15-2	35	T2	Revs continue quest to get into playoffs as Twellman scores twice
Sat.	Sept. 21	MetroStars	W	3-0	20,215	12-15-2	38	1	Early Twellman PK and two goals from Harris complete Revs turnaround



SAN JOSE EARTHQUAKES

Very few championships teams can afford to trade away their top scorer after winning a title and experience uninterrupted success the following season. The San Jose Earthquakes disproved that theory by trading Ronald Cerritos to the Dallas Burn for forward **Ariel Graziani** and promptly marching back to the top of MLS.

Graziani worked his way into the starting lineup and soon found himself near the top of the Budwesier scoring charts, effectively replacing the departed Cerritos. But the trading away of their all-time leading scorer was not the only loss that the Quakes were forced to overcome this season.

Forward **Landon Donovan** and defender **Jeff Agoos** left to join the U.S. World Cup team for nearly two months, a period which tested the depth of the team. San Jose went 4-2-1 in the absence of its two stars, maintaining a stranglehold on the Western Conference and League standings.

Strong defensive play from **Wade Barrett**, who made his first All-Star appearance, along with the emergence of central defender **Eddie Robinson**, all combined to once again make the Quakes MLS' strongest side, especially at home where the team registered a 10-game winning streak. In fact, San Jose was the first team to clinch a playoff berth on August 21 with a 3-1 win over Cerritos' Burn.

Playoff History

Having made it to the postseason only once in their first five years of existence, not much was expected from the San Jose Earthquakes when they qualified in 2001. However, Frank Yallop's squad surprised everyone with a shocking run as the fifth seed, winning MLS Cup in overtime by a score of 2-1 against the Los Angeles Galaxy.

In the club's only other postseason appearance, the Quakes, then known as the Clash, won the first game of a quarterfinal series against the Los Angeles Galaxy in the inaugural 1996 MLS postseason. San Jose would go on to drop two consecutive matches in Los Angeles by the same score of 2-0.

All-time playoff record: 6-3-0

All-time playoff goals scored: 14

All-time playoff goals allowed: 7

Earthquakes All-Time Playoff Results:

1996 - Quarterfinals (vs. Los Angeles Galaxy), 1997 - Did not qualify, 1998 - Did not qualify, 1999 - Did not qualify, 2000 - Did not qualify, 2001 - MLS Cup Champions (vs. Los Angeles Galaxy)

PLAYER TO WATCH

San Jose's No. 10 is consistently the most explosive player on his team and he is arguably the best all-around American soccer player today. Despite missing seven games due to World Cup duty in Korea, where he starred for the U.S. in its quarterfinal run, **Landon Donovan** still matched a career high with seven goals. The leading scorer during the 2001 postseason (5g, 2a), Donovan can be expected to raise his game when the Earthquakes' playoff run kicks off against Columbus.

QUICK KICKS

- Jeff Agoos is set to add to his consecutive minutes played mark in the postseason which stands at 2,624 minutes dating back to Sept. 24, 1996
- Of Joe Cannon's League-leading eight shutouts in 2002, only two have come on the road
- The Earthquakes have lost their last seven matches on the road in MLS regular season play, tying D.C. United for the longest streak in MLS this season
- San Jose is the only team with three players who have played in all 28 games (Wade Barrett, Ramiro Corrales, Ariel Graziani)
- The San Jose Earthquakes' 2-10-2 road record during the regular season is the worst among the eight playoff teams in 2002 ... They also own the best home record at 12-1-1 ... One reason behind the disparity may be goals scored: the 'Quakes have scored a League-high 33 goals at home and only 12 on the road, which is the worst total among playoff teams
- Eleven of San Jose's 14 victories on the season have come when the team was leading at the half
- The Earthquakes are 10-0-1 in MLS play when Ariel Graziani scores at least one goal ... San Jose is 14-1-0 when Landon Donovan has at least one goal



SAN JOSE EARTHQUAKES ALPHABETICAL ROSTER

No.	Player	Pos.	Ht.	Wt.	Birthdate	Hometown	College	Status
12	Jeff Agoos	D	5-10	175	5-2-68	Dallas, TX	UVA	
13	Devin Barclay	F	5-9	165	4-9-83	Annapolis MD	--	P-40
24	Wade Barrett	M	5-8	150	6-23-76	Virginia Beach, VA	William & Mary	
9	Scott Bower	M/F	5-8	160	6-27-78	Tampa, FL	Clemson	
1	Joe Cannon	GK	6-2	190	1-1-75	Los Altos Hills, CA	Santa Clara	
17	Jimmy Conrad	D	6-2	185	2-22-77	Temple City, CA	UCLA	
18	Jon Conway	GK	6-6	205	5-6-77	Aston, PA	Rutgers	
5	Ramiro Corrales	D	6-0	160	3-12-77	Salinas, CA	--	
19	Troy Dayak	D	5-11	175	1-21-71	Tracy, CA	USF	
14	Dwayne DeRosario	F	5-10	164	5-15-78	Scarborough, Canada	--	TI
10	Landon Donovan	F	5-8	148	3-1-82	Redlands, CA	--	
6	Ronnie Ekelund	M	6-0	180	8-21-72	Copenhagen, Denmark	--	SI
15	Luchi Gonzalez	M/F	5-8	156	7-14-80	Miami, FL	SMU	
20	Ariel Graziani	F	6-0	165	6-7-71	Rosario, Argentina	--	SI
22	Zak Ibsen	D/M	5-11	170	6-2-72	Santa Cruz, CA	UCLA	
11	Manny Lagos	M	6-0	165	6-11-71	St. Paul, MN	UW - Milwaukee	
8	Richard Mulrooney	M	5-9	160	11-3-76	Memphis, TN	Creighton	
2	Eddie Robinson	D/M	6-1	180	6-19-78	Greensboro, NC	UNC	
4	Chris Roner	M	6-1	185	3-4-80	San Francisco, CA	Cal-Berkeley	
7	Ian Russell	M/F	5-10	170	8-30-75	Seattle, WA	Washington	

EARTHQUAKES NUMERICAL ROSTER AND PRONUNCIATION GUIDE

No.	Player	Pos.	Pronunciation	Place of Birth	Last Club
1	Joe Cannon	GK		Sun Valley, ID	San Diego Flash
2	Eddie Robinson	D/M		Orlando, FL	UNC
4	Chris Roner	M	Row-neer	San Francisco, CA	Cal-Berkeley
5	Ramiro Corrales	D		Santa Clara, CA	Metrostars
6	Ronnie Ekelund	M	Eck-Lund	Glostrup, Denmark	Walsall (ENG)
7	Ian Russell	M/F		Seattle, WA	Seattle Sounders
8	Richard Mulrooney	M	mul - ROO - nee	Memphis, TN	Creighton University
9	Scott Bower	M/F		Port Angeles, WA	Clemson University
10	Landon Donovan	F		Ontario, CA	Bayer Leverkusen (GER)
11	Manny Lagos	M	LAH - gose	St. Paul, MN	Tampa Bay Mutiny
12	Jeff Agoos	D	AY - guss	Geneva, Switzerland	D.C. United
13	Devin Barclay	F		Annapolis, MD	Tampa Bay (MLS)
14	Dwayne DeRosario	F	Day Rose-R-E-O	Scarborough, Canada	Richmond Kickers
15	Luchi Gonzalez	M/F	LOO - chee	Miami, FL	SMU
17	Jimmy Conrad	D		Arcadia, CA	San Diego Flash
18	Jon Conway	GK		Media, PA	Rutgers
19	Troy Dayak	D	Dye-ack	Walnut Creek, CA	Bay Area Seals
20	Ariel Graziani	F		Empalme, Argentina	Dallas (MLS)
22	Zak Ibsen	D/M		Santa Clara, CA	Los Angeles Galaxy
24	Wade Barrett	M		Virginia Beach, VA	William and Mary

Head Coach: Frank Yallop**Assistant Coaches:** Dominic Kinnear, Tim Hanley

PRO-40 → Project-40 player who does not count against team's active 18-man senior roster

JR. INT'L → Junior (under 22 years old) International player who does not count against team's active 18-man senior roster OR 3-player Senior International limit

TRANS. INT'L → Transitional (22-24 years old) International player who does not count against team's 3-man Senior International limit

SR. INT'L → Senior International player

GC → Former foreigner now playing as a domestic due to greencard status

SAN JOSE EARTHQUAKES – 2002 REGULAR SEASON INDIVIDUAL STATS

UNF	POS	PLAYER	GP	GS	MIN	G	A	PTS	SHT	SOG	FC	FS	OF	CK	C	E	CP
20	FWD	Ariel Graziani	28	26	2289	14	5	33	69	39	56	39	25	5	6	0	22
6	MID	Ronnie Ekelund	27	27	2347	6	8	20	43	20	45	24	0	0	2	1	8
10	FWD	Landon Donovan	20	18	1681	7	3	17	42	23	30	45	4	0	3	0	11
14	FWD	Dwayne DeRosario	27	18	1637	4	8	16	56	29	41	26	34	3	3	0	11
5	DEF	Ramiro Corrales	28	26	2354	3	9	15	38	16	59	34	2	20	6	0	23
11	MID	Manny Lagos	26	20	1683	3	4	10	37	16	19	30	1	1	1	0	4
8	MID	Richard Mulrooney	26	26	2312	1	8	10	22	5	39	73	1	129	2	1	8
24	DEF	Wade Barrett	28	28	2555	1	6	8	9	5	24	10	0	0	4	0	16
17	DEF	Jimmy Conrad	25	25	2248	1	3	5	13	6	38	18	0	0	9	0	36
2	M/D	Eddie Robinson	19	16	1427	2	1	5	11	5	36	16	0	0	5	0	20
7	MID	Ian Russell	24	15	1348	0	2	2	14	6	23	23	5	0	3	0	12
19	DEF	Troy Dayak	15	14	1235	0	1	1	5	2	10	8	0	0	3	0	12
22	DEF	Zak Ibsen	17	10	1077	0	1	1	4	1	20	2	0	0	4	0	16
12	DEF	Jeff Agoos	12	9	839	0	0	0	7	3	4	13	0	0	2	0	8
13	FWD	Devin Barclay	12	2	321	0	0	0	2	1	2	10	3	0	0	0	0
1	GK	Joe Cannon	26	26	2375	0	0	0	0	0	2	9	0	0	2	1	8
18	GK	Jon Conway	3	2	181	0	0	0	0	0	0	0	0	0	0	0	0
15	FWD	Luchi Gonzalez	8	0	47	0	0	0	0	0	0	3	0	0	0	0	0
4	MID	Chris Roner	4	0	29	0	0	0	0	0	0	0	0	0	0	0	0
		Own-goals received						3									
		TOTALS				45	59	143	372	177	448	383	75	158	55	3	215
		OPPONENT TOTALS				35	46	116	329	153	398	416	101	135	59	4	

GAME-WINNING GOALS: Graziani 6, Corrales 2, Donovan 2, Conrad 1, DeRosario 1, Ekelund 1
 GAME-WINNING ASSISTS: DeRosario 4, Barrett 3, Corrales 3, Donovan 2, Ekelund 2, Mulrooney 2, Conrad 1, Dayak 1, Graziani 1, Lagos 1
 PENALTY KICK GOALS/ATTEMPTS: Ekelund 2-3
 BLOCKS: Barrett 3, Conrad 1, Corrales 1, Dayak 1, Donovan 1, Robinson 1

SAN JOSE EARTHQUAKES - INDIVIDUAL GOALKEEPING

UNF	GOALKEEPER	GP	MIN	SHTS	SVS	C/P	GA	GAA	PG	PA	SG	SA	W	L	T	SO	OT RECORD
1	Joe Cannon	26	2375	136	100	99	29	1.10	4	5	0	0	13	10	3	8	1-0-3
18	Jon Conway	3	181	17	11	6	6	2.98	1	1	0	0	1	1	0	0	0-0-0
	TOTALS	29	2556	153	111	105	35	1.23	5	6	0	0	14	11	3	8	1-0-3

SAN JOSE EARTHQUAKES - COACHES

COACH	W	L	T	PCT.	PTS.	OT RECORD
Frank Yallop	14	11	3	0.554	45	1-0-3

2002 SAN JOSE EARTHQUAKES GAME-BY-GAME

DAY	DATE	OPPONENT	W/L/T	SCORE	ATT.	REC.	PTS	PL	NOTES
Sat.	March 23	at Dallas	W	2-0	15,214	1-0-0	3	T1	Cannon earns 19 th career shutout as Donovan and DeRosario connect
Sat.	March 30	at Colorado	L	0-1	25,010	1-1-0	3	T2	Earthquakes suffer first loss as Rapids make Chung's 4 th minute goal stand
Sat.	April 6	New England	W	2-1	10,104	2-1-0	6	T2	Ekelund, Lagos score as the Earthquakes raise banner in home opener
Sat.	April 13	at Kansas City	L	0-2	10,636	2-2-0	6	3	Ekelund gets red card; Earthquakes play short-handed for final 57 minutes
Sat.	April 20	Colorado	W	2-0	8,188	3-2-0	9	1	Donovan, Graziani score; Cannon keeps shutout; Earthquakes in 1st place
Sat.	April 27	at MetroStars	T	1-1 (OT)	13,339	3-2-1	10	T1	Graziani evens score late in farewell to Agoos and Donovan; Mathis scores
Sat.	May 4	Columbus	W	3-2	6,317	4-2-1	13	1	Corrales gets 90th minute goal to shock the Crew; Ekelund, Barrett score
Sat.	May 11	MetroStars	W	2-1	8,445	5-2-1	16	1	Graziani scores twice, defense proves too much for short-handed Metros
Sat.	May 18	at Columbus	L	0-2	15,712	5-3-1	16	1	Earthquakes shutout by Presthus as Buddle and Cunningham score
Sun.	May 26	at Chicago	T	1-1 (OT)	13,521	5-3-2	17	1	Ekelund scores on PK to offset Kelly Gray goal as Quakes get road point
Sat.	June 1	at New England	W	2-0	21,539	6-3-2	20	1	Graziani scores twice to lead the Quakes as Cannon gets his third shutout
Sat.	June 8	Kansas City	W	3-0	8,043	7-3-2	23	1	Graziani scores 2 goals & Mulrooney nets 1 as Cannon keeps clean sheet
Sat.	June 15	at Columbus	L	1-2	19,085	7-4-2	23	1	DeRosario scores, but Cunningham & Washington get it done for the Crew
Sat.	June 22	Colorado	W	4-0	10,431	8-4-2	26	1	Donovan plays 1 day after WC exit as Quakes benefit from 2 own goals
Sat.	June 29	Kansas City	W	2-1	9,008	9-4-2	29	1	DeRosario gets 2 assists on Graziani & Corrales goals in Quakes comeback
Thu.	July 4	at Los Angeles	L	1-2	55,234	9-5-2	29	1	Lagos scores, but LA comes back to defeat SJ on two goals from Ruiz
Sun.	July 7	Los Angeles	W	1-0	12,528	10-5-2	32	1	Donovan nets winner as Quakes set record with 10th straight home win
Sat.	July 13	at Dallas	L	1-2	13,035	10-6-2	32	1	DeRosario scores in late comeback bid, but early own goal does Quakes in
Sat.	July 20	Dallas	W	4-0	12,616	11-6-2	35	1	Quakes make a statement as four different players score to avenge loss
Wed.	July 24	Chicago	W	1-0	9,137	12-6-2	38	1	Graziani header is enough as Cannon keeps League-leading 8th shutout
Sat.	July 27	at Kansas City	L	1-2	11,530	12-7-2	38	1	Robinson's first goal of career not enough as Simutenkov scores late
Sat.	Aug. 17	DC United	T	2-2 (OT)	11,177	12-7-3	39	1	Quakes give up first point at home all season; Ekelund scores a pair
Wed.	Aug. 21	Dallas	W	3-1	9,089	13-7-3	42	1	San Jose clinches playoff berth behind Corrales goal and two assists
Sat.	Aug. 24	at Colorado	L	0-3	12,196	13-8-3	42	1	Rapids crush Quakes behind Chung, Carrieri and Kingsley goals
Sat.	Aug. 31	at DC United	L	2-4	14,158	13-9-3	42	T1	Timely offense from DC offsets two Donovan goals as Galaxy draw even
Sat.	Sept. 7	Columbus	W	4-3 (OT)	14,792	14-9-3	45	T1	Fluke own goal helps Quakes remain tied w/ LA atop Western Conference
Sat.	Sept. 14	at Los Angeles	L	0-1	32,874	14-10-3	45	2	Quakes lose on late Ruiz goal, fall out of 1st for first time since April
Sat.	Sept. 21	Los Angeles	L	0-1	26,229	14-11-3	45	2	Stoppage time PK from Ruiz stuns Quakes, snaps S.J.'s home dominance

2001 MAJOR LEAGUE SOCCER PLAYOFF RESULTS

MLS CUP PLAYOFF QUARTERFINALS

Saturday, September 22

Kansas City 0 at Miami 2 6,281

Wednesday, September 26

Miami 0 at Kansas City 3 5,803

Friday, September 22

New England 0 at Chicago 6 5,972
(Miami wins series 6-3)

Thursday, September 20

Dallas 0 at Chicago 2 8,314

Sunday, September 23

Chicago 1 at Dallas 1 (OT) 17,149

Saturday, September 29

Dallas 0 at Chicago 2 12,811
(Chicago win series 7-1)

Sunday, September 23

MetroStars 1 at Los Angeles 1 (OT) 11,580

Wednesday, September 26

Los Angeles 1 at MetroStars 4 12,817

Saturday, September 29

MetroStars 2 at Los Angeles 3 6,154
(Los Angeles Wins Series Tiebreaker)

Saturday, September 22

San Jose 3 at Columbus 1 20,883

Wednesday, September 20

Columbus 0 at San Jose 3 10,419
(San Jose wins series 6-0)

MLS CUP PLAYOFF SEMIFINALS

Wednesday, October 10

Los Angeles 1 at Chicago 1 (OT) 10,388

Saturday, October 13

Chicago 0 at Los Angeles 1 (OT) 10,100

Wednesday, October 17

Los Angeles 2 at Chicago 1 (OT) 8,320

(Los Angeles wins series 7-1)

Wednesday, October 10

San Jose 0 at Miami 1 9,236


Sunday, October 14

Miami 0 at San Jose 4 16,119

Wednesday, October 17

San Jose 1 at Miami 0 (OT) 11,242

(San Jose wins series 6-3)



MLS Cup 2001 - Sunday, October 21, 2001

Columbus Crew Stadium

San Jose Earthquakes 2, Los Angeles Galaxy 1 (OT)

Attendance: 21,626

2001 SAN JOSE EARTHQUAKES --- General Manager – Tom Neale; Head Coach – Frank Yallop; Assistant Coaches – Dominic Kinnear, Tim Hanley; Junior Agogo, Jeff Agoos, Wade Barrett, Scott Bower, Dario Brose, Joe Cannon, Ronald Cerritos, Jimmy Conrad, Jon Conway, Ramiro Corrales, Troy Dayak, Dwayne DeRosario, Landon Donovan, Ronnie Ekelund, Zak Ibsen, Manny Lagos, Richard Mulrooney, Eddie Robinson, Ian Russell; Trainer – Bruce Morgan; Equipment Manager – Frank Avila; Team Administrator – Chad Elert.

2000 MAJOR LEAGUE SOCCER PLAYOFF RESULTS

MLS CUP PLAYOFF QUARTERFINALS

Thursday, September 14

Los Angeles 1 at Tampa Bay 0 5,583

Wednesday, September 20

Tampa Bay 2 at Los Angeles 5 13,851
(Los Angeles wins series 6-0)

Saturday, September 16

Dallas 1 at MetroStars 2 (OT) 14,868

Wednesday, September 20

MetroStars 2 at Dallas 1 7,551
(MetroStars win series 6-0)

Friday, September 15

New England 1 at Chicago 2 10,476

Tuesday, September 19

Chicago 1 at New England 2 10,723

Friday, September 22

New England 0 at Chicago 6 5,972
(Chicago wins series 6-3)

Saturday, September 16

Colorado 0 at Kansas City 1 8,682

Wednesday, September 20

Kansas City 0 at Colorado 0 (OT) 8,789

Sunday, September 24

Colorado 2 at Kansas City 3 4,156
(Kansas City wins series 7-1)

MLS CUP PLAYOFF SEMIFINALS

Tuesday, September 26

MetroStars 0 at Chicago 3 7,141

Saturday, September 30

Chicago 0 at MetroStars 2 15,476

Friday, October 6

MetroStars 2 at Chicago 3 10,133
(Chicago wins series 6-3)

Friday, September 29

Los Angeles 0 at Kansas City 0 (OT) 11,815

Tuesday, October 3

Kansas City 1 at Los Angeles 2 (OT) 20,849

Friday, October 6

Los Angeles 0 at Kansas City 1 (OT)*
11,815

(Kansas City wins series 5-4
after overtime tie breaker)

*After regulation, both teams were tied in the series at four points each and a 20-minute overtime period was played to decide the MLS Cup Finalist. KC won in the 20-minute extra time 1-0)



OCTOBER 15 - WASHINGTON, D.C.

MLS Cup 2000 - Sunday, October 15, 2000

RFK Stadium

Kansas City Wizards 1, Chicago Fire 0

Attendance: 39,159

2000 KANSAS CITY WIZARDS --- General Manager – Kurt Johnson; Head Coach – Bob Gansler; Assistant Coaches – Brian Bliss, Tim Mulqueen; Chris Brown, Alex Bunbury, Peter Byaruhanga, Ihor Dotsenko, Vincente Figueroa, Nick Garcia, Gary Glasgow, Francisco Gomez, Michael Green, Chris Henderson, Tahj Jakins, Brian Johnson, Mo Johnston, Chris Klein, Matt McKeon, Tony Meola, Miklos Molbar, Uche Ukafor, Bo Oshoniyi, Preki, Brandon Prideaux, Peter Vermes, John Wilson, Kerry Zavagnin; Trainer – Chet North ; Equipment Manager – Gary Minnick; Team Administrator – Howie Erenberg.

1999 MAJOR LEAGUE SOCCER PLAYOFF RESULTS

EASTERN CONFERENCE SEMIFINALS

Saturday, October 16

Chicago 1 at Dallas 2 10,980

Saturday, October 23

Dallas 0 at Chicago 4 13,197

Wednesday, October 27

Chicago 2 at Dallas 3 9,795
(Dallas wins series 2-0)

Saturday, October 16

Miami 0 at DC United 2 18,011

Sunday, October 24

DC United 1 at Miami 0 8,446
(DC United wins shootout 3-2)
(D.C. United wins series 2-0)

EASTERN CONFERENCE FINALS

Sunday, October 31

Columbus 1 at DC United 2 14,529

Sunday, November 7

DC United 1 at Columbus 5 12,778

Saturday, November 13

Columbus 0 at DC United 4 25,451
(D.C. United wins series 2-1)

WESTERN CONFERENCE SEMIFINALS

Sunday, October 17

Tampa Bay 0 at Columbus 2 9,188

Friday, October 22

Columbus 2 at Tampa Bay 0 14,392
(Columbus wins series 2-0)

Sunday, October 17

Colorado 0 at Los Angeles 3 16,307

Sunday, October 24

Los Angeles 2 at Colorado 0 6,542
(Los Angeles wins series 2-0)

WESTERN CONFERENCE FINALS

Sunday, October 31

Dallas 1 at Los Angeles 2 17,372

Sunday, November 7

Los Angeles 2 at Dallas 3 13,816
(Dallas wins shootout 4-3)

Thursday, November 11

Dallas 1 at Los Angeles 3 25,703
(Los Angeles wins series 2-0)



MLS Cup 1999 - Sunday, November 21, 1999

Foxboro Stadium

D.C. United 2, Los Angeles Galaxy 0

Attendance: 44,910

1999 D.C. United --- President/General Manager – Kevin Payne; Head Coach – Thomas Rongen; Assistant Coach – Dave Sarachan; Jeff Agoos, Chris Albright, Geoff Aunger, Judah Cooks, Marco Etcheverry, David Hayes, Roy Lassiter, Carlos Llamosa, John Maessner, Jason Moore, Jaime Moreno, Ben Olsen, Curt Onalfo, Antonio Otero, Clint Peay, Eddie Pope, Tom Presthus, Mark Simpson, Mike Slivinski, Diego Sonora, Carey Talley, Richie Williams, AJ Wood;; Trainer – Rick Guter; Equipment Manager – Charles Raycroft; Team Administrator – Ray Trifari.

1998 MAJOR LEAGUE SOCCER PLAYOFF RESULTS**EASTERN CONFERENCE SEMIFINALS****Wednesday, September 30**

Miami 1 at D.C. United 2 15,187

Sunday, October 4

D.C. United 1 at Miami 0 13,128

(United wins shootout 3-2)

(D.C. United wins series 2-0)

Wednesday, September 30

MetroStars 3 at Columbus 5 10,996

Saturday, October 3

Columbus 2 at MetroStars 1 11,686

(Crew wins shootout 3-2)

(Columbus wins series 2-0)

EASTERN CONFERENCE FINALS**Sunday, October 11**

Columbus 0 at D.C. United 2 17,755

Sunday, October 18

D.C. United 2 at Columbus 4 13,193

Wednesday, October 21

Columbus 0 at D.C. United 3 21,453

(D.C. United wins series 2-1)

WESTERN CONFERENCE SEMIFINALS**Thursday, October 1**

Colorado 1 at Chicago 2 12,610

(Fire wins shootout 3-2)

Monday, October 5

Chicago 1 at Colorado 0 6,582

(Chicago wins series 2-0)

Thursday, October 1

Dallas 1 at Los Angeles 6 10,047

Sunday, October 4

Los Angeles 3 at Dallas 2 8,130

(Los Angeles wins series 2-0)

WESTERN CONFERENCE FINALS**Saturday, October 10**

Chicago 1 at Los Angeles 0 25,107

Friday, October 16

Los Angeles 1 at Chicago 2 32,744

(Fire wins shootout 2-1)

(Chicago wins series 2-0)

**MLS Cup 1998 - Sunday, October 25, 1998****The Rose Bowl****Chicago Fire 2, D.C. United 0****Attendance: 51,350**

1998 Chicago Fire --- President – Robert Sanderman; General Manager – Peter Wilt; Head Coach – Bob Bradley; Assistant Coaches – Mike Jeffries, Denis Hamlett; Chris Armas, C.J. Brown, Jorge Campos, Diego Gutierrez, Dusty Hudock, Zak Ibsen, Josh Keller, Frank Klopas, Roman Kosecki, Rich Kotschau, Lubos Kubik, Tony Kuhn, Manny Lagos, Andrew Lewis, Jesse Marsch, Peter Nowak (Captain), Francis Okaroh, Jerzy Podbrozny, Ante Razov, Tom Soehn, Zach Thornton, Josh Wolff; Trainer – Jeff Hay; Equipment Manager – Tony Watson; Team Administrator – Ron Stern.

1997 MAJOR LEAGUE SOCCER PLAYOFF RESULTS

EASTERN CONFERENCE SEMIFINALS

Sunday, October 5

New England 1 at D.C. United 4 12,450

Wednesday, October 8

D.C. United 2 at New England 1 16,233

(United wins shootout 4-3)

(D.C. United wins series 2-0)

Sunday, October 5

Columbus 2 at Tampa Bay 1 8,272

Wednesday, October 8

Tampa Bay 0 at Columbus 2 13,102

(Columbus wins series 2-0)

EASTERN CONFERENCE FINALS

Sunday, October 12

Columbus 2 at D.C. United 3 11,820

Sunday, October 15

D.C. United 1 at Columbus 0 9,508

(D.C. United wins series 2-0)

WESTERN CONFERENCE SEMIFINALS

Saturday, October 4

Colorado 2 at Kansas City 0 10,174

Wednesday, October 8

Kansas City 2 at Colorado 3 13,117

(Colorado wins series 2-0)

Sunday, October 5

Dallas 1 at Los Angeles 0 18,921

(Burn wins shootout 2-0)

Wednesday, October 8

Los Angeles 0 at Dallas 3 11,248

(Dallas wins series 2-0)

WESTERN CONFERENCE FINALS

Sunday, October 12

Colorado 1 at Dallas 0 7,376

Wednesday, October 15

Dallas 1 at Colorado 2 18,452

(Colorado wins series 2-0)



MLS Cup 1997 - Sunday, October 26, 1997

RFK Stadium

D.C. United 2, Colorado 1

Attendance: 57,431

1997 D.C. United ---- President/General Manager - Kevin Payne; Head Coach - Bruce Arena; Assistant Coach - Bob Bradley; Goalkeeper Coach - Alan Kelly; Jeff Agoos, Raul Diaz Arce, Marco Etcheverry, Scott Garlick, Mario Gori, John Harkes (Captain), Ben Iroha, Brian Kamler, Kris Kelderman, Carlos Llamasa, John Maessner, Jesse Marsch, Jaime Moreno, Clint Peay, Eddie Pope, Tom Presthus, Tony Sanneh, Mark Simpson, David Vaudreuil, Roy Wegerle, Richie Williams; Trainer - Rick Guter; Equipment Manager - Charles Raycroft; Team Administrator - Ray Trifari.

1996 MAJOR LEAGUE SOCCER PLAYOFF RESULTS**EASTERN CONFERENCE SEMIFINALS****Wednesday, September 25**

Tampa Bay 2 at Columbus 0 20,807

Saturday, September 28

Columbus 2 at Tampa Bay 1 13,009

Wednesday, October 2Columbus 1 at Tampa Bay 4 6,871
(Tampa Bay wins series 2-1)**Tuesday, September 24**D.C. United 2 at MetroStars 3 14,416
(MetroStars win 6-5 in shootout)**Friday, September 27**

MetroStars 0 at D.C. United 1 21,442

Wednesday, October 2MetroStars 1 at D.C. United 2 20,423
(D.C. United wins series 2-1)**EASTERN CONFERENCE FINALS****Thursday, October 10**

Tampa Bay 1 at D.C. United 4 23,586

Saturday, October 12D.C. United 2 at Tampa Bay 1 9,339
(D.C. United wins series 2-0)**WESTERN CONFERENCE SEMIFINALS****Thursday, September 26**

Los Angeles 0 at San Jose 1 17,209

Sunday, September 29

San Jose 0 at Los Angeles 2 27,833

Wednesday, October 2San Jose 0 at Los Angeles 2 30,231
(Los Angeles wins series 2-1)**Thursday, September 26**

Dallas 2 at Kansas City 3 4,466

Sunday, September 29

Kansas City 1 at Dallas 2 10,126

Wednesday, October 2Kansas City 3 at Dallas 2 9,802
(Kansas City wins 3-2 in shootout)
(Kansas City wins series 2-1)**WESTERN CONFERENCE FINALS****Thursday, October 10**

Kansas City 1 at Los Angeles 2 25,212

Sunday, October 13Los Angeles 2 at Kansas City 1 11,041
(Los Angeles wins 3-1 in shootout)
(Los Angeles wins series 2-0)**MLS Cup 1996 - Sunday, October 20, 1996****Foxboro Stadium****D.C. United 3, Los Angeles 2 (OT)****Attendance: 34,643**

1996 D.C. United --- President/General Manager - Kevin Payne; Head Coach - Bruce Arena; Assistant Coach - Bob Bradley; Jeff Agoos, Jeff Causey, Raul Diaz Arce, Marco Etcheverry, Mario Gori, John Harkes (Captain), Erik Imler, Brian Kamler, Kris Kelderman, Shawn Medved, John Maessner, Jesse Marsch, Jaime Moreno, Clint Peay, Eddie Pope, Steve Rammel, Tony Sanneh, Mark Simpson, David Vaudreuil, Richie Williams; Trainer - Rick Guter; Equipment Manager - Sam Woody; Team Administrator - Ray Trifari.

MLS CUP PLAYOFF STATISTICS: 1996-2001

MLS CUP PLAYOFF - REGULAR SEASON STANDINGS

TEAM	W	L	T	PCT.
D.C. United	19	4	0	0.826
Chicago Fire	12	7	2	0.619
San Jose Earthquakes	6	3	0	0.667
Los Angeles Galaxy	16	11	3	0.583
Columbus Crew	9	10	0	0.474
Kansas City Wizards	7	8	2	0.471
MetroStars	5	7	1	0.423
Dallas Burn	6	13	1	0.325
Colorado Rapids	4	7	1	0.375
Miami Fusion	3	7	0	0.300
N.E. Revolution	1	4	0	0.200
Tampa Bay Mutiny	2	9	0	0.182

MLS CUP PLAYOFF - BUDWEISER LEADING SCORERS

NAME	TEAM(S)	GAMES	GOALS	ASSISTS	POINTS
1 Roy Lassiter	DC*	19	13	2	28
Jaime Moreno	DC	21	10	8	28
3 Mauricio Cienfuegos	LA	28	7	13	27
4 Ante Razov	CHI*	20	6	9	21
5 Marco Etcheverry	DC	21	3	13	19
6 Stern John	CLB	10	8	2	18
7 Raul Diaz Arce	COL*	10	8	1	17
Brian McBride	CLB	17	7	3	17
Preki	KC*	20	7	3	17
10 Peter Nowak	CHI	17	3	10	16

MLS CUP PLAYOFF - GOALKEEPING LEADERS (Minimum 1,000 minutes)

NAME	TEAM(S)	GP	MIN	SHTS	SVS	C/P	GA	GAA	Record	SO
1 Zach Thornton	CHI	21	1922	108	82	71	20	0.94	12-7-2	8
2 Tony Meola	KC*	15	1379	83	62	60	19	1.24	6-7-2	6
3 Kevin Hartman	LA	24	2174	118	83	65	30	1.24	11-9-3	5
4 Tom Presthus	CLB*	15	1261	65	43	60	19	1.36	10-5-0	7
5 Mark Dodd	DAL	12	1035	75	45	45	24	2.09	4-7-0	2

MLS CUP PLAYOFF - MLS TEAM ATTENDANCE TOTALS

TEAM	OVERALL		HOME		ROAD		AVERAGE	
	RECORD	GAMES	TOTAL	AVERAGE	GAMES	TOTAL		
Los Angeles Galaxy	16-11-3	14	259,267	18,519	13	157,973	12,151	0-3
D.C. United	19-4-0	11	202,177	18,480	8	97,039	12,130	3-1
San Jose Earthquakes	6-3-0	3	43,747	14,582	5	99,425	19,885	1-0
MetroStars	5-7-1	5	69,263	13,852	8	95,424	11,928	
N.E. Revolution	1-4-0	2	26,956	13,478	3	28,988	9,663	
Columbus Crew	9-10-0	9	110,543	12,272	11	155,657	14,150	
Chicago Fire	12-7-2	11	132,106	12,009	8	105,912	13,239	1-1
Colorado Rapids	4-7-1	5	53,482	10,696	6	59,305	9,884	0-1
Dallas Burn	6-13-1	10	105,976	10,597	10	144,151	14,415	
Tampa Bay Mutiny	2-9-0	6	57,466	9,578	5	80,514	16,103	
Miami Fusion	3-7-0	6	56,452	9,408	4	55,120	13,780	
Kansas City Wizards	7-8-2	8	64,457	8,057	8	102,294	12,786	1-0
MLS Cup '97 - Washington, D.C.		1	57,431	57,431				D.C. United 2, Colorado Rapids 1
MLS Cup '98 - Pasadena, CA		1	51,350	51,350				Chicago Fire 2, D.C. United 0
MLS Cup '99 - Foxboro, MA		1	44,910	44,910				D.C. United 2, Los Angeles 0
MLS Cup '00 - Washington, D.C.		1	39,159	39,159				Kansas City Wizards 1, Chicago Fire 0
MLS Cup '96 - Foxboro, MA		1	34,643	34,643				D.C. United 3, Los Angeles 2 (OT)
MLS CUP '01 - Columbus, OH		1	21,646	21,646				San Jose 2, Los Angeles 1 (OT)
OVERALL		96	1,431,031	14,906				

MLS CUP PLAYOFF - GOAL-SCORING TOTALS

TEAM	OVERALL RECORD	GOALS TOTAL	FOR AVG	GOALS AGAINST TOTAL	AGAINST AVG	
Los Angeles Galaxy	16-11-3	50	1.67	36	1.20	(4th)
D.C. United	19-4-0	45	1.96	25	1.09	(3rd)
Chicago Fire	12-7-2	35	1.67	20	0.95	(2nd)
Columbus Crew	9-10-0	30	1.58	36	1.89	(8th)
Dallas Burn	6-13-1	25	1.25	41	2.05	(10th)
MetroStars	5-7-1	22	1.69	25	1.92	(9th)
Kansas City Wizards	7-8-2	22	1.29	23	1.35	(7th)
San Jose Earthquakes	6-3-0	14	1.56	7	0.78	(1st)
Colorado Rapids	4-7-1	13	1.08	16	1.33	(6th)
Tampa Bay Mutiny	2-9-0	12	1.09	23	2.09	(11th)
Miami Fusion	3-7-0	6	0.60	13	1.30	(5th)
N.E. Revolution	1-4-0	5	1.00	14	2.80	(12th)
OVERALL		279	2.94 goals per game			

MLS CUP PLAYOFF - POINTS PER GAME

NAME	TEAM(S)	MIN.	G	A	PTS	PTS PER 90 MIN
1 Roy Lassiter	DC*	1455	13	2	28	1.73
2 Jaime Moreno	DC	1846	10	8	28	1.37
3 Ante Razov	CHI*	1450	6	9	21	1.30
4 Brian McBride	CLB	1463	7	3	17	1.05
5 Peter Nowak	CHI	1381	3	10	16	1.04
6 Clint Mathis	MET*	1018	4	3	11	0.97
7 Mauricio Cienfuegos	LA	2546	7	13	27	0.95
8 Dema Kovalenko	CHI	1243	5	3	13	0.94
9 Preki	KC*	1645	7	3	17	0.93
10 Marco Etcheverry	DC	1869	3	13	19	0.91

MLS CUP PLAYOFF - GOAL-SCORING LEADERS

NAME	TEAM(S)	GAMES	GOALS
1 Roy Lassiter	DC*	21	13
2 Jaime Moreno	DC	21	10
3 Stern John	CLB	10	8
Raul Diaz Arce	COL*	12	8
5 Brian McBride	CLB	17	7
Preki	KC*	20	7
Mauricio Cienfuegos	LA	29	7
8 Tony Sanneh	DC	15	6
Ante Razov	CHI*	24	6
10 Landon Donovan	SJ	6	5
Miklos Molnar	KC	7	5
Adolfo Valencia	MET	8	5
Eduardo Hurtado	NE*	9	5
Carlos Hermosillo	LA	9	5
Ariel Graziani	SJ*	11	5
Paul Bravo	COL*	15	5
Demá Kovalenko	CHI	15	5
Greg Vanney	LA	26	5

MLS CUP PLAYOFF - ASSIST LEADERS

NAME	TEAM(S)	GAMES	ASTS
1 Marco Etcheverry	DC	21	13
Mauricio Cienfuegos	LA	29	13
3 Peter Nowak	CHI	17	10
4 Ante Razov	CHI*	24	9
5 Jaime Moreno	DC	21	8
6 Cobi Jones	LA	30	7
7 Andy Williams	MET*	7	6
John Harkes	CLB*	22	6
9 Hristo Stoitchkov	CHI	10	5
Luis Hernandez	MEX*	10	5
Roy Myers	MET*	11	5
Mike Sorber	CHI*	12	5
Ansil Elcock	CLB	14	5
Mark Santel	KC*	15	5
Robert Warzycha	CLB	17	5
David Vaudreuil	CHI*	22	5
Jeff Agoos	SJ*	29	5

MLS CUP PLAYOFF - SHOT LEADERS

NAME	TEAM(S)	GAMES	SHOTS
1 Jaime Moreno	DC	21	62
2 Ante Razov	CHI*	24	58
3 Roy Lassiter	DC*	21	53
4 Cobi Jones	LA	30	50
5 Preki	KC*	20	47
6 Mauricio Cienfuegos	LA	29	46
7 Marco Etcheverry	DC	21	45
8 Robert Warzycha	CLB	17	40
9 Chris Henderson	COL*	20	38
10 Stern John	CLB	10	35

MLS CUP PLAYOFF - SHOT ON GOAL LEADERS

NAME	TEAM(S)	GAMES	SHOTS
1 Roy Lassiter	DC*	21	30
2 Jaime Moreno	DC	21	29
3 Ante Razov	CHI*	24	24
Cobi Jones	LA	30	24
5 Preki	KC*	20	23
6 Mauricio Cienfuegos	LA	29	21
7 Stern John	CLB	10	20
Chris Henderson	COL*	20	20
9 Raul Diaz Arce	COL*	12	18
10 Clint Mathis	MET*	14	17
Marco Etcheverry	DC	21	17

MLS CUP PLAYOFF - GAME-WINNING GOAL LEADERS

NAME	TEAM(S)	GAMES	GWG
1 Jaime Moreno	DC	21	4
2 Miklos Molnar	KC	7	3
Raul Diaz Arce	COL*	12	3
Tony Sanneh	DC	15	3
Brian McBride	CLB	17	3
Chris Henderson	COL*	20	3
7 Carlos Hermsillo	LA	9	2
Manny Lagos	SJ*	9	2
Clint Mathis	MET*	14	2
Dante Washington	CLB*	15	2
Dema Kovalenko	CHI	15	2
Mark Chung	COL*	15	2
Preki	KC*	20	2
Roy Lassiter	DC*	21	2
Ezra Hendrickson	LA	23	2
Ante Razov	CHI*	24	2
Greg Vanney	LA	26	2

MLS CUP PLAYOFF - GAME-WINNING ASSIST LEADERS

NAME	TEAM(S)	GAMES	GWA
1 Marco Etcheverry	DC	21	5
2 Jaime Moreno	DC	21	3
Ante Razov	CHI*	24	3
Mauricio Cienfuegos	LA	29	3
Jeff Agoos	SJ*	29	3
6 John DeBrito	DAL*	6	2
Ian Woan	FFC	6	2
Jim Rooney	NE*	9	2
Hristo Stoitchkov	CHI	10	2
DaMarcus Beasley	CHI	10	2
Roy Myers	MET*	11	2
Eric Wynalda	CHI*	12	2
Marcelo Balboa	MET*	12	2
Clint Mathis	MET*	14	2
Peter Nowak	CHI	17	2
John Maessner	TB*	19	2
John Harkes	CLB*	22	2
Richie Williams	DC*	25	2
Cobi Jones	LA	30	2

MLS CUP PLAYOFF - HAT TRICK LEADERS

NAME	TEAM(S)	GAMES	HATS
1 Stern John	CLB	10	1
Raul Diaz Arce	COL*	12	1

MLS CUP PLAYOFF - BLOCK LEADERS

NAME	TEAM(S)	GAMES	BLOCKS
1 Chris Armas	CHI*	27	5
2 Sean Bowers	KC	7	3
3 Pablo Mastroeni	COL*	8	2
Billy Walsh	CHI*	10	2
Richie Williams	DC*	25	2

MLS CUP PLAYOFF - FOULS COMMITTED LEADERS

NAME	TEAM(S)	GAMES	FOULS
1 Diego Gutierrez	KC*	25	57
2 Chris Armas	CHI*	27	54
3 Matt McKeon	KC*	19	47
4 Ante Razov	CHI*	24	46
5 Richie Williams	DC*	25	45

MLS CUP PLAYOFF - FOULS SUFFERED LEADERS

NAME	TEAM(S)	GAMES	FS
1 Cobi Jones	LA	30	76
2 Jaime Moreno	DC	21	72
3 Mauricio Cienfuegos	LA	29	59
4 Jeff Agoos	SJ*	29	50
5 Marco Etcheverry	DC	21	49

MLS CUP PLAYOFF - OFFSIDE LEADERS

NAME	TEAM(S)	GAMES	OFF
1 Ante Razov	CHI*	24	25
2 Luis Hernandez	MEX*	10	23
3 Raul Diaz Arce	COL*	12	22
Roy Lassiter	DC*	21	22
5 Adolfo Valencia	MET	8	20

MLS CUP PLAYOFF - CORNER KICK LEADERS

NAME	TEAM(S)	GAMES	CKS
1 Marco Etcheverry	DC	21	115
2 Chris Henderson	COL*	20	55
3 Cobi Jones	LA	30	52
4 Robert Warzycha	CLB	17	45
5 Peter Nowak	CHI	17	43

MLS CUP PLAYOFF - CAUTION LEADERS

NAME	TEAM(S)	GAMES	CAUT
1 Robert Warzycha	CLB	17	9
Diego Gutierrez	KC*	25	9
3 Ricardo Iribarren	PIT*	9	7
Mike Clark	CLB	19	7
Paul Caligiuri	LA*	26	7
6 Danny Pena	TB*	12	6
Dema Kovalenko	CHI	15	6
8 Ariel Graziani	SJ*	11	5
Jorge Rodriguez	DAL	16	5
Jesse Marsch	CHI	21	5
Marco Etcheverry	DC	21	5
Chris Armas	CHI*	27	5
Mauricio Cienfuegos	LA	29	5
Cobi Jones	LA	30	5

MLS CUP PLAYOFF - EJECTIONS LEADERS

NAME	TEAM(S)	GAMES	EJECT
1 Diego Serna	NE*	6	2
2 Oscar Draguicevich	SJ	2	1
Henry Gutierrez	PIT*	4	1
Gilmar	MET*	4	1
Johnny Torres	CHI*	5	1
Ian Bishop	FFC	6	1
Evan Whitfield	CHI	6	1
Junior Agogo	SJ*	6	1
Francis Okaroh	FFC*	7	1
Danny Califf	LA	8	1
Pablo Mastroeni	COL*	8	1
Ivan McKinley	DC*	12	1
Eric Wynalda	CHI*	12	1
Oscar Pareja	DAL	13	1
Chad Deering	DAL	13	1
Mo Johnston	KC	15	1
Rob Smith	CLB	15	1
Simon Elliott	LA	17	1
Richard Farrer	DAL	17	1
Zak Ibsen	SJ*	19	1
Roy Lassiter	DC*	21	1
Jaime Moreno	DC	21	1
Richie Williams	DC*	25	1
Greg Vanney	LA	26	1
Paul Caligiuri	LA*	26	1

MLS CUP PLAYOFF - GAMES PLAYED LEADERS

NAME	TEAM(S)	GAMES PLAYED
1 Cobi Jones	LA	30
2 Jeff Agoos	SJ*	29
Mauricio Cienfuegos	LA	29
4 Chris Armas	CHI*	27
5 Paul Caligiuri	LA*	26
Greg Vanney	LA	26
7 Diego Gutierrez	KC*	25
Richie Williams	DC*	25
9 Kevin Hartman	LA	24
Ante Razov	CHI*	24

MLS CUP PLAYOFF - GAMES STARTED STREAK LEADERS

NAME	TEAM	GAMES STARTED	START DATE	END DATE
1 Jeff Agoos	SJ	29	09/24/96	
Mauricio Cienfuegos	LA	29	09/26/96	
3 Chris Armas	CHI	27	09/26/96	
4 Paul Caligiuri	LA	26	09/25/96	
5 Richie Williams	MET	25	09/24/96	

MLS CUP PLAYOFF - MINUTES PLAYED LEADERS

NAME	TEAM(S)	MINUTES PLAYED
1 Cobi Jones	LA	2672
2 Mauricio Cienfuegos	LA	2636
3 Jeff Agoos	SJ*	2624
4 Chris Armas	CHI*	2442
5 Paul Caligiuri	LA*	2292

MLS CUP PLAYOFF - POINT STREAK LEADERS

NAME	TEAM	STREAK GAMES	START DATE	END DATE
1 Mauricio Cienfuegos	LA	5	10/17/99	11/21/99
Dema Kovalenko	CHI	5	10/23/99	09/30/00
Preki	KC	5	09/26/96	10/04/97
Adolfo Valencia	MET	5	09/30/00	
5 Roy Lassiter	TB	4	09/25/96	10/12/96
Brian McBride	CLB	4	09/28/96	10/12/97
Jaime Moreno	DC	4	10/12/97	10/04/98
Peter Nowak	CHI	4	10/16/98	10/27/99
Peter Nowak	CHI	4	09/20/01	10/13/01

MLS CUP PLAYOFF - GOAL STREAK LEADERS

NAME	TEAM	STREAK GAMES	START DATE	END DATE
1 Roy Lassiter	TB	4	09/25/96	10/12/96
2 Jeff Cunningham	CLB	3	10/22/99	11/13/99
Raul Diaz Arce	DC	3	10/02/96	10/20/96
Ariel Graziani	DAL	3	10/27/99	11/11/99
Dema Kovalenko	CHI	3	10/23/99	09/22/00

MLS CUP PLAYOFF - ASSIST STREAK LEADERS

NAME	TEAM	STREAK GAMES	START DATE	END DATE
1 Peter Nowak	CHI	4	09/20/01	10/13/01
2 Marco Etcheverry	DC	3	10/20/96	10/12/97
Peter Nowak	CHI	3	10/25/98	10/27/99
Adolfo Valencia	MET	3	09/23/01	
David Vaudreuil	COL	3	10/12/97	10/01/98
6 24 Times		2		

MLS CUP PLAYOFF - GOALKEEPER WIN (Includes OT) LEADERS

NAME	TEAM(S)	GAMES	WON
1 Zach Thornton	CHI	21	12
2 Kevin Hartman	LA	24	11
3 Tom Presthus	CLB*	15	10
4 Tony Meola	KC*	15	6
5 Mark Simpson	DC	6	5
Joe Cannon	SJ	6	5
Mark Dougherty	CLB*	10	5
8 Marcus Hahnemann	COL	7	4
Scott Garlick	COL*	9	4
Mark Dodd	DAL	12	4

MLS CUP PLAYOFF - GOALKEEPER LOSS (Includes OT) LEADERS

NAME	TEAM(S)	GAMES	LOST
1 Kevin Hartman	LA	24	9
2 Mark Dodd	DAL	12	7
Tony Meola	KC*	15	7
Zach Thornton	CHI	21	7
5 Matt Jordan	DAL	9	6
6 Mark Dougherty	CLB*	10	5
Tom Presthus	CLB*	15	5
8 Jeff Cassar	MET*	5	4
Brad Friedel	CLB	7	4
Scott Garlick	COL*	9	4

MLS CUP PLAYOFF - GOALKEEPER OVERTIME WIN LEADERS

NAME	TEAM(S)	GAMES	WON
1 Kevin Hartman	LA	24	4
2 Tom Presthus	CLB*	15	3
3 Joe Cannon	SJ	6	2
Tony Meola	KC*	15	2
Zach Thornton	CHI	21	2

MLS CUP PLAYOFF - GOALKEEPER OVERTIME LOSS LEADERS

NAME	TEAM(S)	GAMES	LOST
1 Kevin Hartman	LA	24	5
2 Jeff Cassar	MET*	5	2
Tony Meola	KC*	15	2
Zach Thornton	CHI	21	2

MLS CUP PLAYOFF - GOALKEEPER MINUTES LEADERS

NAME	TEAM(S)	GAMES	MIN
1 Kevin Hartman	LA	24	2174
2 Zach Thornton	CHI	21	1922
3 Tony Meola	KC*	15	1379
4 Tom Presthus	CLB*	15	1261
5 Mark Dodd	DAL	12	1035

MLS CUP PLAYOFF - GOALKEEPER SAVE LEADERS

NAME	TEAM(S)	GAMES	SVS
1 Kevin Hartman	LA	24	83
2 Zach Thornton	CHI	21	82
3 Tony Meola	KC*	15	62

MLS CUP PLAYOFF - GOALKEEPER CATCH/PUNCH LEADERS

NAME	TEAM (S)	GAMES	C/P
1 Zach Thornton	CHI	21	71
2 Kevin Hartman	LA	24	65
3 Tom Presthus	CLB*	15	60
Tony Meola	KC*	15	60
5 Mark Dodd	DAL	12	45

MLS CUP PLAYOFF - GOALKEEPER SHUTOUT LEADERS

NAME	TEAM (S)	GAMES	SHT
1 Zach Thornton	CHI	21	8
2 Tom Presthus	CLB*	15	7
3 Tony Meola	KC*	15	6
4 Kevin Hartman	LA	24	5
5 Joe Cannon	SJ	6	3
Mark Dougherty	CLB*	10	3

MLS CUP PLAYOFF - GOALKEEPER SAVE PERCENTAGE LEADERS

NAME	TEAM	GAMES	SVS	SOG	SV %
1 Zach Thornton	CHI	21	82	108	0.759
2 Tony Meola	KC*	15	62	83	0.747
3 Kevin Hartman	LA	24	83	118	0.703
4 Tom Presthus	CLB*	15	43	65	0.662
5 Mark Dodd	DAL	12	45	75	0.600

MLS CUP PLAYOFF - TEAM TOTALS

TEAM	GP	G	A	SHT	SOG	PG	PA	BK	FC	FS	OF	CK	C	E
Chicago Fire	21	35	51	257	116	2	3	6	372	396	67	100	51	1
Colorado Rapids	12	13	18	150	65	1	1	1	202	186	44	61	21	1
Columbus Crew	19	30	38	229	91	1	1	5	329	340	64	86	42	1
Dallas Burn	20	25	29	207	96	3	4	8	382	331	58	96	57	3
D.C. United	23	45	55	325	152	1	1	5	365	383	93	146	33	3
Kansas City Wizards	17	22	20	244	112	2	2	5	299	278	42	90	39	1
Los Angeles Galaxy	30	51	56	366	170	4	5	10	497	451	98	175	54	4
MetroStars	13	22	27	163	74	1	1	8	209	199	35	54	30	1
Miami Fusion	10	6	8	95	39	0	0	3	154	169	35	42	21	7
N.E. Revolution	5	5	3	50	29	1	1	3	80	78	22	24	14	1
San Jose Earthquakes	9	14	20	115	54	0	0	1	137	134	37	60	19	3
Tampa Bay Mutiny	11	12	14	154	56	0	0	1	173	152	38	59	20	0

MLS CUP PLAYOFF - TEAM TOTALS (RANK WITHIN CATEGORY)

TEAM	G	A	SHT	SOG	BK	FC	FS	OF	CK	C	E
Chicago Fire	(3)	(3)	(3)	(3)	(4)	(3)	(2)	(3)	(3)	(3)	(6)
Colorado Rapids	(9)	(9)	(9)	(8)	(10)	(8)	(8)	(6)	(7)	(8)	(6)
Columbus Crew	(4)	(4)	(5)	(6)	(5)	(5)	(4)	(4)	(6)	(4)	(6)
Dallas Burn	(5)	(5)	(6)	(5)	(2)	(2)	(5)	(5)	(4)	(1)	(3)
D.C. United	(2)	(2)	(2)	(2)	(5)	(4)	(3)	(2)	(2)	(6)	(3)
Kansas City Wizards	(6)	(7)	(4)	(4)	(5)	(6)	(6)	(7)	(5)	(5)	(6)
Los Angeles Galaxy	(1)	(1)	(1)	(1)	(1)	(1)	(1)	(1)	(1)	(2)	(2)
MetroStars	(6)	(6)	(7)	(7)	(2)	(7)	(7)	(10)	(10)	(7)	(6)
Miami Fusion	(11)	(11)	(11)	(11)	(8)	(10)	(9)	(10)	(11)	(8)	(1)
N.E. Revolution	(12)	(12)	(12)	(12)	(8)	(12)	(12)	(12)	(12)	(12)	(6)
San Jose Earthquakes	(8)	(7)	(10)	(10)	(10)	(11)	(11)	(9)	(8)	(11)	(3)
Tampa Bay Mutiny	(10)	(10)	(8)	(9)	(10)	(9)	(10)	(8)	(9)	(10)	(12)

MLS CUP PLAYOFF - TEAM STANDINGS - HOME & AWAY PLAY

HOME RECORDS					AWAY RECORDS				
TEAM	W	L	T	PCT	TEAM	W	L	T	PCT
D.C. United	12	0	0	1.000	D.C. United	7	4	0	0.636
San Jose Earthquakes	3	0	0	1.000	San Jose Earthquakes	3	3	0	0.500
Chicago Fire	10	1	1	0.875	Los Angeles Galaxy	5	6	2	0.462
MetroStars	4	1	0	0.800	Columbus Crew	4	7	0	0.364
Kansas City Wizards	6	2	1	0.722	Colorado Rapids	2	5	0	0.286
Los Angeles Galaxy	11	5	1	0.676	Chicago Fire	2	6	1	0.278
Columbus Crew	5	3	0	0.625	Tampa Bay Mutiny	1	4	0	0.200
Dallas Burn	5	4	1	0.550	MetroStars	1	6	1	0.188
Miami Fusion	3	3	0	0.500	Kansas City Wizards	1	6	1	0.188
Colorado Rapids	2	2	1	0.500	Dallas Burn	1	9	0	0.100
N.E. Revolution	1	1	0	0.500	N.E. Revolution	0	3	0	0.000
Tampa Bay Mutiny	1	5	0	0.167	Miami Fusion	0	4	0	0.000

MLS CUP PLAYOFF - GOALKEEPER SAVE AVERAGE LEADERS

NAME	TEAM	SVS	MIN	AVG.
1 Tony Meola	KC*	62	1379	4.05
2 Mark Dodd	DAL	45	1035	3.91
3 Zach Thornton	CHI	82	1922	3.84
4 Kevin Hartman	LA	83	2174	3.44
5 Tom Presthus	CLB*	43	1261	3.07

MLS CUP PLAYOFF - GOALKEEPER SAVE RATIO LEADERS

NAME	TEAM	GAMES	SVS	GA	SV RAT.
1 Zach Thornton	CHI	21	82	20	4.10
2 Tony Meola	KC*	15	62	19	3.26
3 Kevin Hartman	LA	24	83	30	2.77
4 Tom Presthus	CLB*	15	43	19	2.26
5 Mark Dodd	DAL	12	45	24	1.88

MLS CUP PLAYOFF - GOALKEEPER WIN STREAK LEADERS

NAME	TEAM	STREAK GAMES	START DATE	END DATE
1 Mark Simpson	DC	5	09/27/96	
Zach Thornton	CHI	5	10/01/98	10/16/99
3 Scott Garlick	TB	4	10/05/97	10/17/99
Marcus Hahnemann	COL	4	10/04/97	10/26/97
Tom Presthus	DC	4	10/08/97	10/18/98
6 Joe Cannon	SJ	3	10/14/01	
Kevin Hartman	LA	3	10/17/99	11/07/99
Kevin Hartman	LA	3	09/29/01	10/21/01
Tom Presthus	DC	3	10/16/99	11/07/99

MLS CUP PLAYOFF - OVERALL WIN-LOSS BREAKDOWN

TEAM	REGULATION		OVERTIME		AGGREGATE HOME	AGGREGATE ROAD
	HOME	ROAD	HOME	ROAD		
D.C. United	12-0	6-4	0-0-0	1-0-0	31-8	14-17
Chicago Fire	10-0	2-5	0-1-1	0-1-1	28-8	7-12
Los Angeles Galaxy	8-3	4-5	3-2-1	1-1-2	36-18	14-18
Kansas City Wizards	5-2	1-5	1-0-1	0-1-1	14-8	8-15
Columbus Crew	5-3	4-7	0-0-0	0-0-0	19-12	11-24
Dallas Burn	5-4	1-8	0-0-1	0-1-0	18-15	7-26
San Jose Earthquakes	3-0	1-3	0-0-0	2-0-0	8-0	6-7
MetroStars	3-1	1-5	1-0-0	0-1-1	11-5	11-20
Miami Fusion	3-2	0-4	0-1-0	0-0-0	5-2	1-11
Colorado Rapids	2-2	2-5	0-0-1	0-0-0	5-6	8-10
N.E. Revolution	1-1	0-3	0-0-0	0-0-0	3-2	2-12
Tampa Bay Mutiny	1-5	1-4	0-0-0	0-0-0	7-10	5-13

MLS CUP PLAYOFF - TEAM vs TEAM RECORDS

	vs CHI	vs COL	vs CLB	vs DAL	vs DC	vs KC	vs LA	vs MET	vs FFC	vs NE	vs SJ	vs TB
Chicago Fire	-----	2-0-0	0-0-0	3-2-1	1-0-0	0-1-0	2-2-1	2-1-0	0-0-0	2-1-0	0-0-0	0-0-0
Colorado Rapids	0-2-0	-----	0-0-0	2-0-0	0-1-0	2-2-1	0-2-0	0-0-0	0-0-0	0-0-0	0-0-0	0-0-0
Columbus Crew	0-0-0	0-0-0	-----	0-0-0	2-6-0	0-0-0	0-0-0	2-0-0	0-0-0	0-0-0	0-2-0	5-2-0
Dallas Burn	2-3-1	0-2-0	0-0-0	-----	0-0-0	1-2-0	3-4-0	0-2-0	0-0-0	0-0-0	0-0-0	0-0-0
D.C. United	0-1-0	1-0-0	6-2-0	0-0-0	-----	0-0-0	2-0-0	2-1-0	4-0-0	2-0-0	0-0-0	2-0-0
Kansas City Wizards	1-0-0	2-2-1	0-0-0	2-1-0	0-0-0	-----	1-3-1	0-0-0	1-2-0	0-0-0	0-0-0	0-0-0
Los Angeles Galaxy	2-2-1	2-0-0	0-0-0	4-3-0	0-2-0	3-1-1	-----	1-1-1	0-0-0	0-0-0	2-2-0	2-0-0
MetroStars	1-2-0	0-0-0	0-2-0	2-0-0	1-2-0	0-0-0	1-1-1	-----	0-0-0	0-0-0	0-0-0	0-0-0
Miami Fusion	0-0-0	0-0-0	0-0-0	0-0-0	0-4-0	2-1-0	0-0-0	0-0-0	-----	0-0-0	1-2-0	0-0-0
N.E. Revolution	1-2-0	0-0-0	0-0-0	0-0-0	0-2-0	0-0-0	0-0-0	0-0-0	0-0-0	-----	0-0-0	0-0-0
San Jose Earthquakes	0-0-0	0-0-0	2-0-0	0-0-0	0-0-0	0-0-0	2-2-0	0-0-0	2-1-0	0-0-0	-----	0-0-0
Tampa Bay Mutiny	0-0-0	0-0-0	2-5-0	0-0-0	0-2-0	0-0-0	0-2-0	0-0-0	0-0-0	0-0-0	0-0-0	-----

MLS CUP PLAYOFF - TEAM vs TEAM AGGREGATE GOALS

	vs CHI	vs COL	vs CLB	vs DAL	vs DC	vs KC	vs LA	vs MET	vs FFC	vs NE	vs SJ	vs TB
Chicago Fire	---	2-1	0-0	12-6	2-0	0-1	4-5	6-4	0-0	9-3	0-0	0-0
Colorado Rapids	1-2	---	0-0	3-1	1-2	8-6	0-5	0-0	0-0	0-0	0-0	0-0
Columbus Crew	0-0	0-0	---	0-0	12-18	0-0	0-0	6-4	0-0	0-0	1-6	11-8
Dallas Burn	6-12	1-3	0-0	---	0-0	6-6	10-16	2-4	0-0	0-0	0-0	0-0
D.C. United	0-2	2-1	18-12	0-0	---	0-0	5-2	5-3	4-1	5-2	0-0	6-2
Kansas City Wizards	1-0	6-8	0-0	6-6	0-0	---	5-5	0-0	4-4	0-0	0-0	0-0
Los Angeles Galaxy	5-4	5-0	0-0	16-10	2-5	5-5	---	6-7	0-0	0-0	5-3	6-2
MetroStars	4-6	0-0	4-6	4-2	3-5	0-0	7-6	---	0-0	0-0	0-0	0-0
Miami Fusion	0-0	0-0	0-0	0-0	1-4	4-4	0-0	0-0	---	0-0	1-5	0-0
N.E. Revolution	3-9	0-0	0-0	0-0	2-5	0-0	0-0	0-0	0-0	---	0-0	0-0
San Jose Earthquakes	0-0	0-0	6-1	0-0	0-0	0-0	3-5	0-0	5-1	0-0	---	0-0
Tampa Bay Mutiny	0-0	0-0	8-11	0-0	2-6	0-0	2-6	0-0	0-0	0-0	0-0	---

MLS CUP PLAYOFF - TEAM GOALS SCORED INTERVALS

TEAM	TOTAL	1-15	15-30	31-45	46-60	61-75	76-90	Overtime
Chicago Fire	35	5	6	10	4	3	7	0
Colorado Rapids	13	0	3	1	0	5	4	0
Columbus Crew	30	5	3	6	6	3	7	0
Dallas Burn	25	2	5	3	4	6	5	0
D.C. United	45	5	5	8	9	8	9	1
Kansas City Wizards	22	4	6	3	1	4	3	1
Los Angeles Galaxy	50	7	7	9	9	5	9	4
MetroStars	22	1	1	5	4	4	6	1
Miami Fusion	6	1	1	0	2	2	0	0
N.E. Revolution	5	0	1	0	1	1	2	0
San Jose Earthquakes	14	2	1	4	1	2	2	2
Tampa Bay Mutiny	12	2	2	3	2	1	2	0

MLS CUP PLAYOFF - TEAM GOALS ALLOWED INTERVALS

TEAM	TOTAL	1-15	15-30	31-45	46-60	61-75	76-90	Overtime
Chicago Fire	20	1	2	6	3	1	5	2
Colorado Rapids	16	4	1	2	3	4	2	0
Columbus Crew	36	8	3	7	6	4	8	0
Dallas Burn	41	5	8	9	4	3	11	1
D.C. United	25	3	2	5	4	6	5	0
Kansas City Wizards	23	2	7	1	3	6	3	1
Los Angeles Galaxy	36	0	7	7	4	9	6	3
MetroStars	25	4	4	5	3	4	4	1
Miami Fusion	13	1	3	4	1	1	2	1
N.E. Revolution	14	3	1	1	3	4	2	0
San Jose Earthquakes	7	0	1	2	2	0	2	0
Tampa Bay Mutiny	23	3	2	3	7	2	6	0

MLS CUP PLAYOFF - HOME GOAL-SCORING TOTALS

TEAM	HOME	GOALS FOR		GOALS AGAINST	
	RECORD	TOTAL	AVG	TOTAL	AVG
Los Angeles Galaxy	11-5-1	36	2.12	18	1.06 (9th)
D.C. United	12-0-0	31	2.58	8	0.67 (3rd)
Chicago Fire	10-1-1	28	2.33	8	0.67 (4th)
Columbus Crew	5-3-0	19	2.38	12	1.50 (10th)
Dallas Burn	5-4-1	18	1.80	15	1.50 (11th)
Kansas City Wizards	6-2-1	14	1.56	8	0.89 (7th)
MetroStars	4-1-0	11	2.20	5	1.00 (5th)
San Jose Earthquakes	3-0-0	8	2.67	0	0.00 (1st)
Tampa Bay Mutiny	1-5-0	7	1.17	10	1.67 (12th)
Colorado Rapids	2-2-1	5	1.00	6	1.20 (8th)
Miami Fusion	3-3-0	5	0.83	2	0.33 (2nd)
N.E. Revolution	1-1-0	3	1.50	2	1.00 (6th)
OVERALL		185	1.95	94	0.99

MLS CUP PLAYOFF - ROAD GOAL-SCORING TOTALS

TEAM	ROAD	GOALS FOR		GOALS AGAINST	
	RECORD	TOTAL	AVG	TOTAL	AVG
D.C. United	7-4-0	14	1.27	17	1.55 (3rd)
Los Angeles Galaxy	5-6-2	14	1.08	18	1.38 (2nd)
Columbus Crew	4-7-0	11	1.00	24	2.18 (9th)
MetroStars	1-6-1	11	1.38	20	2.50 (11th)
Colorado Rapids	2-5-0	8	1.14	10	1.43 (5th)
Kansas City Wizards	1-6-1	8	1.00	15	1.88 (6th)
Dallas Burn	1-9-0	7	0.70	26	2.60 (10th)
Chicago Fire	2-6-1	7	0.78	12	1.33 (1st)
San Jose Earthquakes	3-3-0	6	1.00	7	1.17 (4th)
Tampa Bay Mutiny	1-4-0	5	1.00	13	2.60 (8th)
N.E. Revolution	0-3-0	2	0.67	12	4.00 (12th)
Miami Fusion	0-4-0	1	0.25	11	2.75 (7th)
OVERALL		94	0.99	185	1.95

MLS CUP PLAYOFF - FIRST-HALF GOAL-SCORING TOTALS

TEAM	OVERALL	GOALS FOR		GOALS AGAINST	
	RECORD	TOTAL	AVG	TOTAL	AVG
Los Angeles Galaxy	16-11-3	23	0.77	14	0.47 (4th)
Chicago Fire	12-7-2	21	1.00	9	0.43 (2nd)
D.C. United	19-4-0	18	0.78	10	0.43 (3rd)
Columbus Crew	9-10-0	14	0.74	18	0.95 (9th)
Kansas City Wizards	7-8-2	13	0.76	10	0.59 (6th)
Dallas Burn	6-13-1	10	0.50	22	1.10 (12th)
MetroStars	5-7-1	7	0.54	13	1.00 (10th)
Tampa Bay Mutiny	2-9-0	7	0.64	8	0.73 (7th)
San Jose Earthquakes	6-3-0	7	0.78	3	0.33 (1st)
Colorado Rapids	4-7-1	4	0.33	7	0.58 (5th)
Miami Fusion	3-7-0	2	0.20	8	0.80 (8th)
N.E. Revolution	1-4-0	1	0.20	5	1.00 (10th)
OVERALL		127	0.67	127	0.67

MLS CUP PLAYOFF - SECOND-HALF (Includes OT) GOAL-SCORING TOTALS

TEAM	OVERALL	GOALS FOR		GOALS AGAINST	
	RECORD	TOTAL	AVG	TOTAL	AVG
D.C. United	19-4-0	26	1.13	15	0.65 (5th)
Los Angeles Galaxy	16-11-3	23	0.77	19	0.63 (4th)
Columbus Crew	9-10-0	16	0.84	18	0.95 (10th)
Dallas Burn	6-13-1	15	0.75	18	0.90 (9th)
MetroStars	5-7-1	14	1.08	11	0.85 (8th)
Chicago Fire	12-7-2	14	0.67	9	0.43 (2nd)
Colorado Rapids	4-7-1	9	0.75	9	0.75 (7th)
Kansas City Wizards	7-8-2	8	0.47	12	0.71 (6th)
Tampa Bay Mutiny	2-9-0	5	0.45	15	1.36 (11th)
San Jose Earthquakes	6-3-0	5	0.56	4	0.44 (3rd)
N.E. Revolution	1-4-0	4	0.80	9	1.80 (12th)
Miami Fusion	3-7-0	4	0.40	4	0.40 (1st)
OVERALL		143	0.75	143	0.75

MLS CUP PLAYOFF - TEAM TOTAL SHOTS FOR

TEAM	OVERALL	SHOTS FOR		TOTAL
	RECORD	1st HALF	2nd HALF/OT	
Los Angeles Galaxy	16-11-3	165	201	366
D.C. United	19-4-0	157	168	325
Chicago Fire	12-7-2	106	151	257
Kansas City Wizards	7-8-2	119	125	244
Columbus Crew	9-10-0	94	135	229
Dallas Burn	6-13-1	80	127	207
MetroStars	5-7-1	71	92	163
Tampa Bay Mutiny	2-9-0	79	75	154
Colorado Rapids	4-7-1	65	85	150
San Jose Earthquakes	6-3-0	58	57	115
Miami Fusion	3-7-0	42	53	95
N.E. Revolution	1-4-0	26	24	50
OVERALL		1,062	1,293	2,355

MLS CUP PLAYOFF - TEAM TOTAL SHOTS AGAINST

TEAM	OVERALL	SHOTS AGAINST		TOTAL
	RECORD	1st HALF	2nd HALF/OT	
N.E. Revolution	1-4-0	26	27	53
San Jose Earthquakes	6-3-0	45	58	103
Miami Fusion	3-7-0	83	59	142
Tampa Bay Mutiny	2-9-0	73	72	145
Colorado Rapids	4-7-1	84	87	171
MetroStars	5-7-1	75	108	183
Kansas City Wizards	7-8-2	94	96	190
Chicago Fire	12-7-2	93	136	229
Dallas Burn	6-13-1	107	135	242
D.C. United	19-4-0	96	154	250
Columbus Crew	9-10-0	129	139	268
Los Angeles Galaxy	16-11-3	157	222	379
OVERALL		1,062	1,293	2,355

MLS CUP PLAYOFF - RESULTS WHEN SCORING FIRST GOAL

TEAM	W	L	T	PCT
Columbus Crew	7	0	0	1.000
San Jose Earthquakes	5	0	0	1.000
Colorado Rapids	2	0	0	1.000
Miami Fusion	2	0	0	1.000
D.C. United	15	2	0	0.882
Chicago Fire	11	2	1	0.821
Los Angeles Galaxy	13	4	0	0.765
MetroStars	3	1	1	0.700
Kansas City Wizards	6	3	0	0.667
Tampa Bay Mutiny	2	1	0	0.667
Dallas Burn	3	3	1	0.500
N.E. Revolution	1	1	0	0.500

MLS CUP PLAYOFF - RESULTS WHEN ALLOWING FIRST GOAL

TEAM	W	L	T	PCT
D.C. United	4	2	0	0.667
Los Angeles Galaxy	3	7	2	0.333
MetroStars	2	6	0	0.250
San Jose Earthquakes	1	3	0	0.250
Dallas Burn	3	10	0	0.231
Colorado Rapids	2	7	0	0.222
Chicago Fire	1	5	1	0.214
Columbus Crew	2	10	0	0.167
Kansas City Wizards	1	5	0	0.167
Miami Fusion	1	7	0	0.125
N.E. Revolution	0	3	0	0.000
Tampa Bay Mutiny	0	8	0	0.000

MLS CUP PLAYOFF - RESULTS WHEN LEADING AT THE HALF

TEAM	W	L	T	PCT
D.C. United	9	0	0	1.000
Columbus Crew	5	0	0	1.000
Kansas City Wizards	5	0	0	1.000
San Jose Earthquakes	4	0	0	1.000
Colorado Rapids	2	0	0	1.000
N.E. Revolution	1	0	0	1.000
Miami Fusion	1	0	0	1.000
Chicago Fire	7	1	0	0.875
MetroStars	2	0	1	0.833
Los Angeles Galaxy	7	2	0	0.778
Dallas Burn	2	2	1	0.500
Tampa Bay Mutiny	1	1	0	0.500

MLS CUP PLAYOFF - RESULTS WHEN TRAILING AT THE HALF

TEAM	W	L	T	PCT
D.C. United	2	3	0	0.400
MetroStars	1	3	0	0.250
Kansas City Wizards	1	3	0	0.250
Los Angeles Galaxy	1	4	1	0.250
Chicago Fire	0	3	1	0.125
Dallas Burn	1	8	0	0.111
San Jose Earthquakes	0	1	0	0.000
N.E. Revolution	0	2	0	0.000
Tampa Bay Mutiny	0	3	0	0.000
Miami Fusion	0	4	0	0.000
Colorado Rapids	0	5	0	0.000
Columbus Crew	0	7	0	0.000

MLS CUP PLAYOFF - STANDINGS - ONE-GOAL GAMES

TEAM	W	L	T	PCT
D.C. United	12	1	0	0.923
San Jose Earthquakes	3	1	0	0.750
Los Angeles Galaxy	8	7	0	0.533
Chicago Fire	6	6	0	0.500
Columbus Crew	3	3	0	0.500
Kansas City Wizards	5	6	0	0.455
MetroStars	3	4	0	0.429
Dallas Burn	5	8	0	0.385
Colorado Rapids	3	5	0	0.375
Miami Fusion	2	4	0	0.333
N.E. Revolution	1	2	0	0.333
Tampa Bay Mutiny	0	4	0	0.000

MLS CUP PLAYOFF - TEAM WINNING STREAK LEADERS

TEAM	GAMES WON	START DATE	END DATE
1 D.C. United	13	09/27/96	10/18/98
2 Chicago Fire	5	10/01/98	10/16/99
3 Colorado Rapids	4	10/04/97	10/26/97
Los Angeles Galaxy	4	09/29/96	10/20/96
5 D.C. United	3	10/16/99	11/07/99
Los Angeles Galaxy	3	10/17/99	11/07/99
San Jose Earthquakes	3	10/14/01	

MLS CUP PLAYOFF - TEAM UNDEFEATED STREAK LEADERS

TEAM	GAMES WON/TIED	START DATE	END DATE
1 D.C. United	13	09/27/96	10/18/98
2 Chicago Fire	5	10/01/98	10/16/99
3 Chicago Fire	4	09/20/01	10/13/01
Colorado Rapids	4	10/04/97	10/26/97
Kansas City Wizards	4	09/16/00	10/03/00
Los Angeles Galaxy	4	09/14/00	10/06/00
Los Angeles Galaxy	4	09/29/96	10/20/96
Los Angeles Galaxy	4	09/29/01	10/21/01

MLS CUP PLAYOFF - TEAM LOSING STREAK LEADERS

TEAM	GAMES LOST	START DATE	END DATE
1 Tampa Bay Mutiny	8	10/10/96	
2 Colorado Rapids	6	10/26/97	09/20/00
3 Dallas Burn	4	11/11/99	09/23/01
Dallas Burn	4	10/12/97	10/16/99
Kansas City Wizards	4	10/10/96	09/16/00
MetroStars	4	09/27/96	09/15/00
Miami Fusion	4	09/30/98	09/22/01

MLS CUP PLAYOFF - TEAM HOME WINNING STREAK LEADERS

TEAM	GAMES WON	START DATE	END DATE
1 D.C. United	12	09/27/96	
2 Chicago Fire	10	10/01/98	10/10/01
3 Columbus Crew	4	09/30/98	09/22/01

MLS CUP PLAYOFF - TEAM HOME UNDEFEATED STREAK LEADERS

TEAM	GAMES WON/TIED	START DATE	END DATE
1 D.C. United	12	09/27/96	
2 Chicago Fire	11	10/01/98	10/17/01
3 Kansas City Wizards	6	09/16/00	
4 Los Angeles Galaxy	5	09/20/00	10/21/01
5 Columbus Crew	4	09/30/98	09/22/01

MLS CUP PLAYOFF - TEAM HOME LOSING STREAK LEADERS

TEAM	GAMES LOST	START DATE	END DATE
1 Tampa Bay Mutiny	4	10/12/96	
2 Colorado Rapids	2	10/05/98	09/20/00
Dallas Burn	2	10/12/97	10/16/99
Kansas City Wizards	2	10/13/96	09/16/00
Los Angeles Galaxy	2	10/20/96	10/01/98
Miami Fusion	2	10/04/98	09/22/01

MLS CUP PLAYOFF - TEAM ROAD WINNING STREAK LEADERS

TEAM	GAMES WON	START DATE	END DATE
1 D.C. United	5	10/12/96	10/18/98
2 Chicago Fire	2	10/05/98	10/16/99
Colorado Rapids	2	10/04/97	10/26/97
San Jose Earthquakes	2	10/17/01	

MLS CUP PLAYOFF - TEAM ROAD UNDEFEATED STREAK LEADERS

TEAM	GAMES WON/TIED	START DATE	END DATE
1 D.C. United	5	10/12/96	10/18/98
2 Chicago Fire	2	10/05/98	10/16/99
Colorado Rapids	2	10/04/97	10/26/97
Los Angeles Galaxy	2	10/10/01	
Los Angeles Galaxy	2	09/14/00	10/06/00
San Jose Earthquakes	2	10/17/01	

MLS CUP PLAYOFF - TEAM ROAD LOSING STREAK LEADERS

TEAM	GAMES LOST	START DATE	END DATE
1 Dallas Burn	8	10/15/97	
2 Chicago Fire	5	10/16/99	09/23/01
Colorado Rapids	5	10/26/97	
4 Miami Fusion	4	09/30/98	
Tampa Bay Mutiny	4	10/10/96	
6 Columbus Crew	3	10/31/99	
Kansas City Wizards	3	10/03/00	
MetroStars	3	09/27/96	09/20/00
N.E. Revolution	3	10/05/97	

MLS CUP PLAYOFF - OWN GOALS RECEIVED

Team	Rec'd	Date	Player/Min.	Score
CHI		09/15/00	(Wright - NE - 54)	NE 1 @ CHI 2

MLS CUP PLAYOFF - PENALTY KICK SUMMARY

Date	PK Shooter	PK Goalkeeper	Result	Min.	Foul Committed	Foul Suffered	Final Score
10/02/96	Diaz Arce	Meola	Goal	89	Johnson	Etcheverry	MET 1 @ DC 2
10/02/96	Cienfuegos	Salzwedel	Goal	36	Iroha	Jones	SJ 0 @ LA 2
10/08/97	Moore	Garlick	Goal	72	Pope	Lalas	DC 2 @ NE 1 (SO)
09/30/98	Sorber	Sommer	Goal	60	Iribarren	Hurtado	MET 3 @ CLB 5
10/01/98	Kubik	Hahnemann	Goal	50	Trittschuh	Nowak	COL 1 @ CHI 2 (SO)
10/05/98	Kubik	Hahnemann	Goal	42	Trittschuh	Nowak	CHI 1 @ COL 0
10/17/99	Vanney	Feuer	Goal	52	Martinez	Cienfuegos	COL 0 @ LA 3
10/27/99	Rodriguez	Thornton	Goal	84	Brown		CHI 2 @ DAL 3
11/11/99	Vanney	Dodd	Goal	3	Broome		DAL 1 @ LA 3
11/11/99	Kreis	Hartman	Goal	89	Fraser		DAL 1 @ LA 3
09/14/00	Vanney	Garlick	Goal	61	Kotschau	Cienfuegos	LA 1 @ TB 0
09/15/00	Pareja	Grafer	Save	56	Matthaus	Martinez	DAL 1 @ MET 2
09/19/00	Stoitchkov	Causey	Save	46+	Eyre	Kovalenko	CHI 1 @ NE 2
09/20/00	Rodriguez	Grafer	Goal	82	Semioli	Martinez	MET 2 @ DAL 1
09/24/00	Bravo	Meola	Goal	94+	Prideaux	Limpar	COL 2 @ KC 3
10/06/00	Molnar	Hartman	Goal	21	Califf	Klein	LA 0 @ KC 2
09/22/01	Warzycha	Cannon	Goal	54	Conrad	Maisonneuve	SJ 3 @ CLB 1
09/26/01	McKeon	Rimando	Goal	31	Mastroeni	Lowe	FFC 0 @ KC 3
10/10/01	Hernandez	Thornton	Save	44	Armas	Victorine	LA 1 @ CHI 1

MLS CUP PLAYOFF - WINNINGEST COACHES (BY WINS)

COACH	TEAM(S)	W	L	T	PCT.	PTS.	OT Record
Bruce Arena	USA*	14	3	0	0.824	38	1-0-0
Bob Bradley	CHI	12	7	2	0.619	34	0-2-2
Sigi Schmid	LA	10	5	3	0.639	33	4-2-3
Tom Fitzgerald	CLB	9	8	0	0.529	25	0-0-0
Thomas Rongen	DC*	7	6	0	0.538	19	0-0-0
Octavio Zambrano	MET*	6	7	1	0.464	19	1-1-1
Dave Dir	DAL	6	11	0	0.353	14	0-1-0
Bob Gansler	KC	5	3	2	0.600	17	1-1-2
Frank Yallop	SJ	5	1	0	0.833	15	2-0-0
Glenn Myernick	COL	4	7	1	0.375	13	0-0-1
Lothar Osiander	SJ*	4	2	0	0.667	10	0-1-0
Ray Hudson	DC*	3	3	0	0.500	9	0-1-0
Ron Newman	KC	2	5	0	0.286	4	0-0-0
Laurie Calloway	SJ	1	2	0	0.333	3	0-0-0
Fernando Clavijo	NE	1	2	0	0.333	3	0-0-0
Carlos Queiroz	MET	1	2	0	0.333	1	0-0-0
Mike Jeffries	DAL	0	2	1	0.167	1	0-0-1
Greg Andrulis	CLB	0	2	0	0.000	0	0-0-0
John Kowalski	TB	0	2	0	0.000	0	0-0-0
Bora Milutinovic	MET	0	2	0	0.000	0	0-0-0
Ivo Wortmann	FFC	0	3	0	0.000	0	0-0-0
Tim Hankinson	COL*	0	4	0	0.000	0	0-0-0



MLS CUP PLAYOFF HIGHS AND LOWS: 1996-2001

INDIVIDUAL RECORDS

MOST GOALS IN ONE GAME

GS	Player	Team	Date	Score
3	Raul Diaz Arce	DC	10/10/1996	TB 1 @ DC 4
3	Stern John	CLB	11/07/1999	DC 1 @ CLB 5
2	29 Times			

MOST ASSISTS IN ONE GAME

AST	Player	Team	Date	Score
4	Ante Razov	CHI	09/22/2000	NE 0 @ CHI 6
3	Ansil Elcock	CLB	09/30/1998	MET 3 @ CLB 5
3	Mauricio Cienfuegos	LA	10/01/1998	DAL 1 @ LA 6
3	Martin Machon	LA	10/01/1998	DAL 1 @ LA 6
3	Marco Etcheverry	DC	11/13/1999	CLB 0 @ DC 4
3	Luis Hernandez	LA	09/20/2000	TB 2 @ LA 5
3	Hristo Stoitchkov	CHI	09/22/2000	NE 0 @ CHI 6
2	30 Times			

MOST POINTS IN ONE GAME

PTS	Player	Team	Date	Score
8	Ante Razov	CHI	09/22/2000	NE 0 @ CHI 6
7	Hristo Stoitchkov	CHI	09/22/2000	NE 0 @ CHI 6
6	Raul Diaz Arce	DC	10/10/1996	TB 1 @ DC 4
6	Stern John	CLB	11/07/1999	DC 1 @ CLB 5
5	Jaime Moreno	DC	10/05/1997	NE 1 @ DC 4
5	Paul Bravo	COL	10/08/1997	KC 2 @ COL 3
5	Mauricio Cienfuegos	LA	10/01/1998	DAL 1 @ LA 6
5	Carlos Herмосillo	LA	10/01/1998	DAL 1 @ LA 6
5	Marco Etcheverry	DC	11/13/1999	CLB 0 @ DC 4
5	Luis Hernandez	LA	09/20/2000	TB 2 @ LA 5
4	29 Times			

MOST SHOTS IN ONE GAME

SH	Player	Team	Date	Score
10	Onandi Lowe	KC	09/29/2001	KC 1 @ FFC 2
8	Miklos Molnar	KC	09/24/2000	COL 2 @ KC 3
8	Onandi Lowe	KC	09/26/2001	FFC 0 @ KC 3
7	10 Times			

MOST SHOTS ON GOAL IN ONE GAME

SH	Player	Team	Date	Score
5	Vitalis Takawira	KC	09/26/1996	DAL 2 @ KC 3
5	Preki	KC	10/08/1997	KC 2 @ COL 3
5	Jaime Moreno	DC	10/16/1999	FFC 0 @ DC 2
5	Jorge Dely Valdes	COL	10/17/1999	COL 0 @ LA 3
5	Clint Mathis	MET	09/20/2000	MET 2 @ DAL 1
5	Miklos Molnar	KC	09/24/2000	COL 2 @ KC 3
4	12 Times			

MOST FOULS COMMITTED IN ONE GAME

FC	Player	Team	Date	Score
7	Ben Iroha	SJ	09/26/1996	LA 0 @ SJ 1
7	Ben Olsen	DC	10/21/1998	CLB 0 @ DC 3
7	Greg Vanney	LA	09/14/2000	LA 1 @ TB 0
6	13 Times			

MOST FOULS SUFFERED IN ONE GAME

FS	Player	Team	Date	Score
9	Gilmar	TB	10/05/1997	CLB 2 @ TB 1
9	Diego Serna	FFC	09/30/1998	FFC 1 @ DC 2
9	Stern John	CLB	10/03/1998	CLB 2 @ MET 1 (SO)
9	Andy Williams	CLB	10/03/1998	CLB 2 @ MET 1 (SO)
8	Vitalis Takawira	KC	10/02/1996	KC 3 @ DAL 2 (SO)
8	Brian McBride	CLB	11/13/1999	CLB 0 @ DC 4
8	Oscar Pareja	DAL	09/20/2001	DAL 0 @ CHI 2
8	Landon Donovan	SJ	09/26/2001	CLB 0 @ SJ 3
7	Daniel Peinado	DAL	10/12/1997	COL 1 @ DAL 0
7	Jaime Moreno	DC	10/15/1997	DC 1 @ CLB 0
7	Chris Henderson	COL	10/26/1997	COL 1 @ DC 2
7	Cobi Jones	LA	11/21/1999	DC 2 @ LA 0
7	Diego Gutierrez	CHI	09/23/2001	CHI 1 @ DAL 1 (OT)
7	Ante Razov	CHI	09/29/2001	DAL 0 @ CHI 2
7	DaMarcus Beasley	CHI	10/10/2001	LA 1 @ CHI 1 (OT)

MOST OFFSIDE IN ONE GAME

OFF	Player	Team	Date	Score
6	Roy Lassiter	DC	10/24/1999	DC 1 @ FFC 0 (SO)
6	Luis Hernandez	LA	09/14/2000	LA 1 @ TB 0
5	Roy Wegerle	DC	10/05/1997	NE 1 @ DC 4
5	Damian Alvarez	DAL	10/12/1997	COL 1 @ DAL 0
5	Steve Rammel	COL	10/26/1997	COL 1 @ DC 2
5	Raul Diaz Arce	DC	10/26/1997	COL 1 @ DC 2
5	Stern John	CLB	10/17/1999	TB 0 @ CLB 2
5	Carlos Herмосillo	LA	11/21/1999	DC 2 @ LA 0
5	Mamadou Diallo	TB	09/14/2000	LA 1 @ TB 0
5	Mamadou Diallo	TB	09/20/2000	TB 2 @ LA 5
5	Adolfo Valencia	MET	10/06/2000	MET 2 @ CHI 3
5	Luis Hernandez	LA	10/06/2000	LA 0 @ KC 2 (OT)

MOST CORNER KICKS IN ONE GAME

CK	Player	Team	Date	Score
13	Richard Mulrooney	SJ	10/21/2001	SJ 2 @ LA 1 (OT)
10	Marco Etcheverry	DC	10/26/1997	COL 1 @ DC 2
10	Marco Etcheverry	DC	10/25/1998	DC 0 @ CHI 2
9	Richard Mulrooney	SJ	10/17/2001	SJ 1 @ FFC 0 (OT)
8	Five Times			

MOST BLOCKS IN ONE GAME

BLK	Player	Team	Date	Score
1	56 Times			

FASTEST GOAL SCORED FROM THE START OF THE GAME

Min.	Player	Team	Date	Score
1	Adrian Paz	CLB	09/28/1996	CLB 2 @ TB 1
3	Martin Vasquez	TB	10/02/1996	CLB 1 @ TB 4
3	Ante Razov	CHI	10/27/1999	CHI 2 @ DAL 3
3	Greg Vanney	LA	11/11/1999	DAL 1 @ LA 3
3	C.J. Brown	CHI	10/06/2000	MET 2 @ CHI 3
4	Sasha Victorine	LA	09/26/2001	LA 1 @ MET 4
5	Jason Kreis	DAL	09/29/1996	KC 1 @ DAL 2
5	Eduardo Hurtado	LA	10/20/1996	DC 3 @ LA 2 (OT)
5	Damian Alvarez	DAL	10/15/1997	DAL 1 @ COL 2
5	Ante Razov	CHI	09/22/2000	NE 0 @ CHI 6
5	Landon Donovan	SJ	09/22/2001	SJ 3 @ CLB 1

FASTEST OVERTIME GOAL

Min.	Player	Team	Date	Score
93	Danny Califf	LA	10/03/2000	KC 1 @ LA 2 (OT)
93	Troy Dayak	SJ	10/17/2001	SJ 1 @ FFC 0 (OT)
94	Eddie Pope	DC	10/20/1996	DC 3 @ LA 2 (OT)
94	Paul Bravo	COL	09/24/2000	COL 2 @ KC 3
94	Peter Vagenas	LA	10/13/2001	CHI 0 @ LA 1 (OT)

FASTEST TWO GOALS SCORED IN A ROW, SAME TEAM

Time	Team	Date	Score
2	DC	10/10/1996	TB 1 @ DC 4
2	CHI	10/27/1999	CHI 2 @ DAL 3
2	DAL	10/27/1999	CHI 2 @ DAL 3
3	TB	10/02/1996	CLB 1 @ TB 4
3	CLB	09/30/1998	MET 3 @ CLB 5
3	LA	10/04/1998	LA 3 @ DAL 2
3	CHI	10/23/1999	DAL 0 @ CHI 4
3	LA	09/20/2000	TB 2 @ LA 5
3	CHI	09/22/2000	NE 0 @ CHI 6
3	MET	09/26/2001	LA 1 @ MET 4
3	MET	09/26/2001	LA 1 @ MET 4

FASTEST TWO GOALS SCORED IN A ROW, DIFFERENT TEAM

Time	Teams	Date	Score
1	MET/DAL	09/20/2000	MET 2 @ DAL 1
1	COL/KC	09/24/2000	COL 2 @ KC 3
1	MET/CHI	10/06/2000	MET 2 @ CHI 3
1	KC/FFC	09/29/2001	KC 1 @ FFC 2
2	KC/DAL	09/29/1996	KC 1 @ DAL 2
2	TB/DC	10/10/1996	TB 1 @ DC 4
2	MET/CLB	09/30/1998	MET 3 @ CLB 5
2	CHI/DAL	10/27/1999	CHI 2 @ DAL 3
2	CHI/DAL	10/27/1999	CHI 2 @ DAL 3
2	TB/LA	09/20/2000	TB 2 @ LA 5

FASTEST THREE GOALS SCORED IN A ROW, SAME TEAM

Time	Team	Date	Score
6	DC	10/10/1996	TB 1 @ DC 4
8	LA	10/04/1998	LA 3 @ DAL 2
8	MET	09/26/2001	LA 1 @ MET 4
8	MET	09/26/2001	LA 1 @ MET 4
10	LA	10/01/1998	DAL 1 @ LA 6
10	CHI	10/23/1999	DAL 0 @ CHI 4
12	CHI	09/22/2000	NE 0 @ CHI 6

FASTEST THREE GOALS SCORED IN A ROW, DIFFERENT TEAM

Time	Teams	Date	Score
5	COL/KC	09/24/2000	COL 2 @ KC 3
5	MET/CHI	10/06/2000	MET 2 @ CHI 3
6	TB/DC	10/10/1996	TB 1 @ DC 4
7	MET/CLB	09/30/1998	MET 3 @ CLB 5
7	TB/LA	09/20/2000	TB 2 @ LA 5
8	LA/DAL	10/04/1998	LA 3 @ DAL 2
8	LA/MET	09/26/2001	LA 1 @ MET 4
8	LA/MET	09/26/2001	LA 1 @ MET 4
9	DAL/KC	09/26/1996	DAL 2 @ KC 3
9	KC/LA	10/10/1996	KC 1 @ LA 2

FASTEST FOUR GOALS SCORED IN A ROW, SAME TEAM

Time	Team	Date	Score
11	MET	09/26/2001	LA 1 @ MET 4
22	LA	10/01/1998	DAL 1 @ LA 6
25	LA	10/01/1998	DAL 1 @ LA 6
28	CHI	10/23/1999	DAL 0 @ CHI 4
29	CLB	09/30/1998	MET 3 @ CLB 5

FASTEST TWO GOALS SCORED IN A ROW BY ONE PLAYER

Min.	Player	Team	Date	Score
2	Raul Diaz Arce	DC	10/10/1996	TB 1 @ DC 4
3	Brian McBride	CLB	09/30/1998	MET 3 @ CLB 5
3	Hristo Stoitchkov	CHI	09/22/2000	NE 0 @ CHI 6
4	Adolfo Valencia	MET	10/06/2000	MET 2 @ CHI 3
5	Roy Lassiter	TB	09/25/1996	TB 2 @ CLB 0
7	Stern John	CLB	10/17/1999	TB 0 @ CLB 2

FASTEST THREE GOALS SCORED IN A ROW BY ONE PLAYER

Min.	Player	Team	Date	Score
36	Stern John	CLB	11/07/1999	DC 1 @ CLB 5

MOST UNANSWERED GOALS BY ONE PLAYER

GL.	NAME	TEAM	START	DATES	END
4	Ariel Graziani	DAL	10/27/1999	11/11/1999	
3	Stern John	CLB	11/07/1999	09/22/2001	
3	Stern John	CLB	10/18/1998	10/22/1999	
3	Roy Lassiter	TB	09/25/1996	10/02/1996	
3	Miklos Molnar	KC	10/06/2000	09/26/2001	
3	Jaime Moreno	DC	10/16/1999	10/31/1999	
3	Adolfo Valencia	MET	09/30/2000	09/23/2001	
3	Sasha Victorine	LA	09/26/2001	09/29/2001	

MOST GOALS BY ONE PLAYER, CONSECUTIVE GAMES

GL.	NAME	TEAM	START	DATES	END
4	Raul Diaz Arce	DC	10/10/1996	10/10/1996	10/12/1996
3	15 Times				

MOST CONSECUTIVE MINUTES PLAYED

Mins.	Player	Team	Start Date/End Date
2624	Jeff Agoos	SJ	09/24/1996 -
1922	Zach Thornton	CHI	10/01/1998 -
1547	Greg Vanney	LA	10/16/1998 -
1535	Paul Caligiuri	LA	10/17/1999 - 10/21/2001
1534	Marco Etcheverry	DC	10/12/1996 -
1510	Chris Armas	CHI	09/26/1996 - 09/22/2000
1460	Jorge Rodriguez	DAL	10/08/1997 -
1443	Ezra Hendrickson	LA	10/10/1998 - 10/10/2001
1379	Tony Meola	KC	09/24/1996 -
1375	Mauricio Cienfuegos	LA	10/04/1998 - 09/23/2001

OLDEST PLAYER TO APPEAR IN AN MLS PLAYOFF GAME

NAME	TEAM	MATCH DATE	BIRTH DATE	AGE (at time of match)
Lothar Matthaus	MET	10/06/2000	03/21/1961	39 years, 7 months, 17 days
Thomas Dooley	MET	09/26/2000	05/12/1961	39 years, 5 months, 14 days
Carlos Valderrama	TB	09/20/2000	09/02/1961	39 years, 18 days
Mo Johnston	KC	09/29/2001	04/13/1963	38 years, 6 months, 16 days
Preki	FFC	10/17/2001	06/24/1963	38 years, 4 months, 24 days
Hugo Sanchez	DAL	10/02/1996	07/11/1958	38 years, 3 months, 23 days
Robert Warzycha	CLB	09/26/2001	08/20/1963	38 years, 2 months, 6 days
Paul Caligiuri	LA	10/21/2001	03/09/1964	37 years, 8 months, 12 days
Brian Haynes	DAL	11/11/1999	05/07/1962	37 years, 7 months, 4 days
Walter Zenga	NE	10/08/1997	04/28/1960	37 years, 6 months, 11 days

YOUNGEST PLAYER TO APPEAR IN AN MLS PLAYOFF GAME

NAME	TEAM	MATCH DATE	BIRTH DATE	AGE (at time of match)
DaMarcus Beasley	CHI	09/15/2000	05/24/1982	18 years, 3 months, 23 days
Joselito Vaca	DAL	09/20/2001	08/12/1982	19 years, 1 months, 8 days
Landon Donovan	SJ	09/22/2001	03/04/1982	19 years, 6 months, 18 days
Ramiro Corrales	SJ	10/02/1996	03/12/1977	19 years, 6 months, 22 days
Brian West	CLB	10/03/1998	06/10/1978	20 years, 3 months, 24 days
Danny Califf	LA	10/03/2000	03/17/1980	20 years, 6 months, 18 days
Brian Dunseth	NE	10/05/1997	03/02/1977	20 years, 7 months, 3 days
Jamar Beasley	NE	09/19/2000	10/11/1979	20 years, 11 months, 8 days
Marvin Quijano	LA	09/20/2000	10/09/1979	20 years, 11 months, 11 days
Andy Williams	CLB	09/30/1998	09/23/1977	21 years, 7 months, 7 days

GOALKEEPING RECORDS

MOST GOALS AGAINST IN ONE GAME

GLS	Goalkeeper	Team	Date	Score
6	Mark Dodd	DAL	10/01/1998	DAL 1 @ LA 6
6	Jeff Causey	NE	09/22/2000	NE 0 @ CHI 6
5	Tony Meola	MET	09/30/1998	MET 3 @ CLB 5
5	Tom Presthus	DC	11/07/1999	DC 1 @ CLB 5
5	Scott Garlick	TB	09/20/2000	TB 2 @ LA 5
4	Brad Friedel	CLB	10/02/1996	CLB 1 @ TB 4
4	Mark Dougherty	TB	10/10/1996	TB 1 @ DC 4
4	Walter Zenga	NE	10/05/1997	NE 1 @ DC 4
4	Tom Presthus	DC	10/18/1998	DC 2 @ CLB 4
4	Mark Dougherty	CLB	11/13/1999	CLB 0 @ DC 4
4	Kevin Hartman	LA	09/26/2001	LA 1 @ MET 4
4	Tim Howard	MET	09/29/2001	MET 2 @ LA 4 (OT)
4	Nick Rimando	FFC	10/14/2001	FFC 0 @ SJ 4
3	19 Times			

MOST GOALS AGAINST IN ONE HALF

GLS Goalkeeper	Team	Date	Score	Half
5 Mark Dodd	DAL	10/01/1998	DAL 1 @ LA 6	2nd
4 Tony Meola	MET	09/30/1998	MET 3 @ CLB 5	2nd
4 Jeff Causey	NE	09/22/2000	NE 0 @ CHI 6	2nd
4 Kevin Hartman	LA	09/26/2001	LA 1 @ MET 4	2nd
3 12 Times				

MOST SHOTS ON GOAL AGAINST IN ONE GAME

SHT Goalkeeper	Team	Date	Score
15 Mark Dodd	DAL	09/26/1996	DAL 2 @ KC 3
15 Mark Dodd	DAL	09/26/1996	DAL 2 @ KC 3
13 Mark Dodd	DAL	10/01/1998	DAL 1 @ LA 6
13 Mark Dodd	DAL	10/01/1998	DAL 1 @ LA 6
12 Nick Rimando	FFC	10/14/2001	FFC 0 @ SJ 4
12 Nick Rimando	FFC	10/14/2001	FFC 0 @ SJ 4
11 Four Times			

MOST SHOTS ON GOAL AGAINST IN ONE HALF

SHT Goalkeeper	Team	Date	Score	Half
10 Mark Dodd	DAL	10/01/1998	DAL 1 @ LA 6	2nd
8 Mark Dodd	DAL	09/26/1996	DAL 2 @ KC 3	2nd
8 Tim Howard	MET	09/23/2001	MET 1 @ LA 1 (OT)	2nd
7 Six Times				

MOST SHOTS ON GOAL AGAINST IN OVERTIME

SHT Goalkeeper	Team	Date	Score
2 Matt Jordan	DAL	09/15/2000	DAL 1 @ MET 2 (OT)
2 Tim Howard	MET	09/29/2001	MET 2 @ LA 4 (OT)
2 Zach Thornton	CHI	10/13/2001	CHI 0 @ LA 1 (OT)
1 Eight Times			

MOST SAVES IN ONE GAME

SVS Goalkeeper	Team	Date	Score
12 Mark Dodd	DAL	09/26/1996	DAL 2 @ KC 3
12 Mark Dodd	DAL	09/26/1996	DAL 2 @ KC 3
10 Tony Meola	KC	10/15/2000	CHI 0 @ KC 1
10 Tony Meola	KC	10/15/2000	CHI 0 @ KC 1
9 Four Times			

MOST SAVES IN ONE HALF

SVS Goalkeeper	Team	Date	Score	Half
6 Mark Dodd	DAL	09/26/1996	DAL 2 @ KC 3	2nd
6 Mark Dodd	DAL	09/26/1996	DAL 2 @ KC 3	2nd
6 Brad Friedel	CLB	10/15/1997	DC 1 @ CLB 0	2nd
6 Zach Thornton	CHI	10/25/1998	DC 0 @ CHI 2	2nd
6 Kevin Hartman	LA	09/29/2000	LA 0 @ KC 0 (OT)	2nd
6 Tony Meola	KC	10/15/2000	CHI 0 @ KC 1	2nd
6 Tim Howard	MET	09/23/2001	MET 1 @ LA 1 (OT)	2nd
6 Nick Rimando	FFC	10/14/2001	FFC 0 @ SJ 4	2nd
5 15 Times				

MOST CATCH/PUNCHES IN ONE GAME

SVS Goalkeeper	Team	Date	Score
12 Zach Thornton	CHI	10/05/1998	CHI 1 @ COL 0
10 Tony Meola	MET	09/27/1996	MET 0 @ DC 1
10 Tony Meola	MET	10/02/1996	MET 1 @ DC 2
9 Four Times			

MOST CATCH/PUNCHES IN ONE HALF

SVS Goalkeeper	Team	Date	Score	Half
12 Zach Thornton	CHI	10/05/1998	CHI 1 @ COL 0	2nd
10 Tony Meola	MET	09/27/1996	MET 0 @ DC 1	2nd
10 Tony Meola	MET	10/02/1996	MET 1 @ DC 2	2nd
9 Mark Dodd	DAL	10/08/1997	LA 0 @ DAL 3	2nd
7 Three Times				

FEWEST SHOTS ON GOAL AGAINST IN ONE GAME

SHT Goalkeeper	Team	Date	Score
0 Jeff Causey	DC	09/24/1996	DC 2 @ MET 3 (SO)
0 David Kramer	LA	10/13/1996	LA 2 @ KC 1 (SO)
0 Tom Presthus	DC	10/08/1997	DC 2 @ NE 1 (SO)
0 Matt Reis	LA	09/14/2000	LA 1 @ TB 0
1 Seven Times			

FEWEST SAVES IN ONE GAME

SVS Goalkeeper	Team	Date	Score
0 Jeff Causey	DC	09/24/1996	DC 2 @ MET 3 (SO)
0 David Kramer	LA	10/13/1996	LA 2 @ KC 1 (SO)
0 Tom Presthus	DC	10/08/1997	DC 2 @ NE 1 (SO)
0 Matt Jordan	DAL	10/23/1999	DAL 0 @ CHI 4
0 Mark Dougherty	CLB	11/07/1999	DC 1 @ CLB 5
0 Matt Reis	LA	09/14/2000	LA 1 @ TB 0
1 30 Times			

SHUTOUTS

Goalkeeper	Team	Date	Score
Mark Dougherty	TB	09/25/1996	TB 2 @ CLB 0
Dave Salzwedel	SJ	09/26/1996	LA 0 @ SJ 1
Mark Simpson	DC	09/27/1996	MET 0 @ DC 1
David Kramer	LA	09/29/1996	SJ 0 @ LA 2
Jorge Campos	LA	10/02/1996	SJ 0 @ LA 2
Marcus Hahnemann	COL	10/04/1997	COL 3 @ KC 0
Mark Dodd	DAL	10/05/1997	DAL 1 @ LA 0 (SO)
Kevin Hartman	LA	10/05/1997	DAL 1 @ LA 0 (SO)
Brad Friedel	CLB	10/08/1997	TB 0 @ CLB 2
Mark Dodd	DAL	10/08/1997	LA 0 @ DAL 3
Marcus Hahnemann	COL	10/12/1997	COL 1 @ DAL 0
Scott Garlick	DC	10/15/1997	DC 1 @ CLB 0
Tom Presthus	DC	10/04/1998	DC 1 @ FFC 0 (SO)
Jeff Cassar	FFC	10/04/1998	DC 1 @ FFC 0 (SO)
Zach Thornton	CHI	10/05/1998	CHI 1 @ COL 0
Zach Thornton	CHI	10/10/1998	CHI 1 @ LA 0
Tom Presthus	DC	10/11/1998	CLB 0 @ DC 2
Tom Presthus	DC	10/21/1998	CLB 0 @ DC 3
Zach Thornton	CHI	10/25/1998	DC 0 @ CHI 2
Tom Presthus	DC	10/16/1999	FFC 0 @ DC 2
Mark Dougherty	CLB	10/17/1999	TB 0 @ CLB 2
Kevin Hartman	LA	10/17/1999	COL 0 @ LA 3
Mark Dougherty	CLB	10/22/1999	CLB 2 @ TB 0
Zach Thornton	CHI	10/23/1999	DAL 0 @ CHI 4
Tom Presthus	DC	10/24/1999	DC 1 @ FFC 0 (SO)
Jeff Cassar	FFC	10/24/1999	DC 1 @ FFC 0 (SO)
Kevin Hartman	LA	10/24/1999	LA 2 @ COL 0
Tom Presthus	DC	11/13/1999	CLB 0 @ DC 4
Tom Presthus	DC	11/21/1999	DC 2 @ LA 0
Matt Reis	LA	09/14/2000	LA 1 @ TB 0
Tony Meola	KC	09/16/2000	COL 0 @ KC 1
Tony Meola	KC	09/20/2000	KC 0 @ COL 0 (OT)
David Kramer	COL	09/20/2000	KC 0 @ COL 0 (OT)
Zach Thornton	CHI	09/22/2000	NE 0 @ CHI 6
Zach Thornton	CHI	09/26/2000	MET 0 @ CHI 3
Tony Meola	KC	09/29/2000	LA 0 @ KC 0 (OT)
Kevin Hartman	LA	09/29/2000	LA 0 @ KC 0 (OT)
Mike Ammann	MET	09/30/2000	CHI 0 @ MET 2
Tony Meola	KC	10/06/2000	LA 0 @ KC 2 (OT)
Tony Meola	KC	10/15/2000	CHI 0 @ KC 1
Zach Thornton	CHI	09/20/2001	DAL 0 @ CHI 2
Nick Rimando	FFC	09/22/2001	KC 0 @ FFC 2
Tony Meola	KC	09/26/2001	FFC 0 @ KC 3
Joe Cannon	SJ	09/26/2001	CLB 0 @ SJ 3
Zach Thornton	CHI	09/29/2001	DAL 0 @ CHI 2
Nick Rimando	FFC	10/10/2001	SJ 0 @ FFC 1
Kevin Hartman	LA	10/13/2001	CHI 0 @ LA 1 (OT)
Joe Cannon	SJ	10/14/2001	FFC 0 @ SJ 4
Joe Cannon	SJ	10/17/2001	SJ 1 @ FFC 0 (OT)

LONGEST SHUTOUT STREAK

Mins.	Goalkeeper	Team	Start Date/End Date
328	Tony Meola	KC	10/03/1998 - 09/24/2000
314	Kevin Hartman	LA	10/16/1998 - 10/31/1999
307	Tom Presthus	DC	10/25/1998 - 10/31/1999
252	Jorge Campos	LA	09/26/1996 - 10/10/1996
250	Mark Dodd	DAL	10/02/1996 - 10/12/1997

TEAM RECORDS

TEAM - MOST GOALS - ONE GAME

GL	Team	Date	Score
6	LA	10/01/1998	DAL 1 @ LA 6
6	CHI	09/22/2000	NE 0 @ CHI 6
5	CLB	09/30/1998	MET 3 @ CLB 5
5	CLB	11/07/1999	DC 1 @ CLB 5
5	LA	09/20/2000	TB 2 @ LA 5

BOTH TEAMS - MOST GOALS - ONE GAME

GL	Teams	Date	Score
8	MET-CLB	09/30/1998	MET 3 @ CLB 5
7	DAL-LA	10/01/1998	DAL 1 @ LA 6
7	TB-LA	09/20/2000	TB 2 @ LA 5
6	Five Times		

TEAM - MOST GOALS - ONE HALF

GL	Team	Date	Score	Half
5	LA	10/01/1998	DAL 1 @ LA 6	1st
4	CLB	09/30/1998	MET 3 @ CLB 5	1st
4	CHI	09/22/2000	NE 0 @ CHI 6	1st
4	MET	09/26/2001	LA 1 @ MET 4	2nd
3	12 Times			

BOTH TEAMS - MOST GOALS - ONE HALF

GL	Teams	Date	Score	Half
5	DAL-LA	10/01/1998	DAL 1 @ LA 6	1st
4	10 Times			

TEAM - MOST ASSISTS - ONE GAME

AST	Team	Date	Score
12	CHI	09/22/2000	NE 0 @ CHI 6
9	LA	10/01/1998	DAL 1 @ LA 6
8	Three Times		

BOTH TEAMS - MOST ASSISTS - ONE GAME

AST	Teams	Date	Score
12	NE-CHI	09/22/2000	NE 0 @ CHI 6
10	TB-LA	09/20/2000	TB 2 @ LA 5
10	MET-LA	09/29/2001	MET 2 @ LA 4 (OT)
9	MET-CLB	09/30/1998	MET 3 @ CLB 5
9	DAL-LA	10/01/1998	DAL 1 @ LA 6
8	Five Times		

TEAM - MOST ASSISTS - ONE HALF

AST	Team	Date	Score	Half
8	LA	10/01/1998	DAL 1 @ LA 6	1st
8	CHI	09/22/2000	NE 0 @ CHI 6	1st
6	DC	10/05/1997	NE 1 @ DC 4	2nd
5	Three Times			

BOTH TEAMS - MOST ASSISTS - ONE HALF

AST	Teams	Date	Score	Half
8	DAL-LA	10/01/1998	DAL 1 @ LA 6	1st
8	NE-CHI	09/22/2000	NE 0 @ CHI 6	1st
6	NE-DC	10/05/1997	NE 1 @ DC 4	2nd
6	DC-CLB	10/18/1998	DC 2 @ CLB 4	2nd
6	MET-LA	09/29/2001	MET 2 @ LA 4 (OT)	2nd
5	Nine Times			

TEAM - MOST SHOTS - ONE GAME

SHT	Team	Date	Score
29	LA	09/23/2001	MET 1 @ LA 1 (OT)
22	DC	10/25/1998	DC 0 @ CHI 2
22	LA	09/20/2000	TB 2 @ LA 5
22	CHI	10/15/2000	CHI 0 @ KC 1
21	LA	09/29/1996	SJ 0 @ LA 2
21	KC	09/29/2001	KC 1 @ FFC 2
21	SJ	10/14/2001	FFC 0 @ SJ 4
20	Six Times		

BOTH TEAMS - MOST SHOTS - ONE GAME

SHT	Teams	Date	Score
37	TB-LA	09/20/2000	TB 2 @ LA 5
37	MET-LA	09/23/2001	MET 1 @ LA 1 (OT)
36	DC-CLB	10/15/1997	DC 1 @ CLB 0
34	DAL-KC	09/26/1996	DAL 2 @ KC 3
34	CHI-MET	09/30/2000	CHI 0 @ MET 2
33	Four Times		

TEAM - MOST SHOTS - ONE HALF

SHT	Team	Date	Score	Half
16	LA	09/23/2001	MET 1 @ LA 1 (OT)	2nd
15	CHI	09/23/2001	CHI 1 @ DAL 1 (OT)	2nd
14	DC	10/15/1997	DC 1 @ CLB 0	2nd
14	KC	09/26/2001	FFC 0 @ KC 3	1st
13	DC	10/25/1998	DC 0 @ CHI 2	2nd
13	LA	09/20/2000	TB 2 @ LA 5	1st
13	CLB	09/22/2001	SJ 3 @ CLB 1	2nd

BOTH TEAMS - MOST SHOTS - ONE HALF

SHT	Teams	Date	Score	Half
23	DC-CLB	10/15/1997	DC 1 @ CLB 0	2nd
22	TB-LA	09/20/2000	TB 2 @ LA 5	1st
22	CHI-MET	09/30/2000	CHI 0 @ MET 2	2nd
21	SJ-LA	09/29/1996	SJ 0 @ LA 2	2nd
21	KC-FFC	09/29/2001	KC 1 @ FFC 2	1st
20	DAL-KC	09/26/1996	DAL 2 @ KC 3	2nd
20	CHI-DAL	09/23/2001	CHI 1 @ DAL 1 (OT)	2nd

TEAM - MOST SHOTS - OVERTIME

SHT	Team	Date	Score
4	MET	09/15/2000	DAL 1 @ MET 2 (OT)
4	MET	09/15/2000	DAL 1 @ MET 2 (OT)
4	KC	09/29/2000	LA 0 @ KC 0 (OT)
4	KC	09/29/2000	LA 0 @ KC 0 (OT)
3	10 Times		

BOTH TEAMS - MOST SHOTS - OVERTIME

SHT	Teams	Date	Score
6	LA-CHI	10/10/2001	LA 1 @ CHI 1 (OT)
5	DAL-MET	09/15/2000	DAL 1 @ MET 2 (OT)
5	LA-KC	10/06/2000	LA 0 @ KC 2 (OT)
4	LA-KC	09/29/2000	LA 0 @ KC 0 (OT)
4	CHI-DAL	09/23/2001	CHI 1 @ DAL 1 (OT)

TEAM - MOST SHOTS ON GOAL - ONE GAME

SHT	Team	Date	Score
15	KC	09/26/1996	DAL 2 @ KC 3
13	LA	10/01/1998	DAL 1 @ LA 6
12	SJ	10/14/2001	FFC 0 @ SJ 4
11	DC	10/02/1996	MET 1 @ DC 2
11	DAL	10/27/1999	CHI 2 @ DAL 3
11	LA	09/23/2001	MET 1 @ LA 1 (OT)
11	LA	09/29/2001	MET 2 @ LA 4 (OT)

BOTH TEAMS - MOST SHOTS ON GOAL - ONE GAME

SHT	Teams	Date	Score
22	DAL-KC	09/26/1996	DAL 2 @ KC 3
20	DAL-LA	10/01/1998	DAL 1 @ LA 6
19	KC-COL	10/08/1997	KC 2 @ COL 3
18	COL-DC	10/26/1997	COL 1 @ DC 2
17	Four Times		

TEAM - MOST SHOTS ON GOAL - ONE HALF

SHT	Team	Date	Score	Half
10	LA	10/01/1998	DAL 1 @ LA 6	1st
8	KC	09/26/1996	DAL 2 @ KC 3	2nd
8	LA	09/23/2001	MET 1 @ LA 1 (OT)	2nd
7	Six Times			

BOTH TEAMS - MOST SHOTS ON GOAL - ONE HALF

SHT	Teams	Date	Score	Half
14	DAL-LA	10/01/1998	DAL 1 @ LA 6	1st
13	DAL-KC	09/26/1996	DAL 2 @ KC 3	2nd
11	KC-COL	10/08/1997	KC 2 @ COL 3	1st
11	DC-CLB	10/18/1998	DC 2 @ CLB 4	2nd
11	TB-LA	09/20/2000	TB 2 @ LA 5	1st
11	MET-LA	09/29/2001	MET 2 @ LA 4 (OT)	2nd
10	Seven Times			

TEAM - MOST SHOTS ON GOAL - OVERTIME

SHT	Team	Date	Score
2	MET	09/15/2000	DAL 1 @ MET 2 (OT)
2	MET	09/15/2000	DAL 1 @ MET 2 (OT)
2	LA	09/29/2001	MET 2 @ LA 4 (OT)
2	LA	09/29/2001	MET 2 @ LA 4 (OT)
2	LA	10/13/2001	CHI 0 @ LA 1 (OT)
2	LA	10/13/2001	CHI 0 @ LA 1 (OT)
1	16 Times		

BOTH TEAMS - MOST SHOTS ON GOAL - OVERTIME

SHT	Teams	Date	Score
2	DAL-MET	09/15/2000	DAL 1 @ MET 2 (OT)
2	MET-LA	09/29/2001	MET 2 @ LA 4 (OT)
2	LA-CHI	10/10/2001	LA 1 @ CHI 1 (OT)
2	CHI-LA	10/13/2001	CHI 0 @ LA 1 (OT)
1	Six Times		

TEAM - MOST OFFSIDE - ONE GAME

OFF	Team	Date	Score
12	DC	10/24/1999	DC 1 @ FFC 0 (SO)
10	LA	09/20/2000	TB 2 @ LA 5
9	Seven Times		

BOTH TEAMS - MOST OFFSIDE - ONE GAME

OFF	Teams	Date	Score
18	DC-FFC	10/24/1999	DC 1 @ FFC 0 (SO)
17	COL-DC	10/26/1997	COL 1 @ DC 2
16	TB-LA	09/20/2000	TB 2 @ LA 5
15	NE-CHI	09/22/2000	NE 0 @ CHI 6
14	DC-CLB	10/18/1998	DC 2 @ CLB 4

TEAM - MOST OFFSIDE - ONE HALF

OFF	Team	Date	Score	Half
8	DAL	10/12/1997	COL 1 @ DAL 0	1st
6	Eight Times			

BOTH TEAMS - MOST OFFSIDE - ONE HALF

OFF	Teams	Date	Score	Half
10	DC-FFC	10/24/1999	DC 1 @ FFC 0 (SO)	1st
10	TB-LA	09/20/2000	TB 2 @ LA 5	2nd
9	DC-LA	10/20/1996	DC 3 @ LA 2 (OT)	2nd
9	COL-DC	10/26/1997	COL 1 @ DC 2	2nd
8	Six Times			

TEAM - MOST CORNER KICKS - ONE GAME

CK	Team	Date	Score
13	SJ	10/21/2001	SJ 2 @ LA 1 (OT)
12	DC	10/25/1998	DC 0 @ CHI 2
11	LA	09/29/1996	SJ 0 @ LA 2
10	Seven Times		

BOTH TEAMS - MOST CORNER KICKS - ONE GAME

CK	Teams	Date	Score
19	SJ-LA	09/29/1996	SJ 0 @ LA 2
18	SJ-LA	10/21/2001	SJ 2 @ LA 1 (OT)
17	DC-NE	10/08/1997	DC 2 @ NE 1 (SO)
16	Three Times		

TEAM - MOST CORNER KICKS - ONE HALF

CK	Team	Date	Score	Half
8	SJ	10/02/1996	SJ 0 @ LA 2	2nd
8	LA	09/23/2001	MET 1 @ LA 1 (OT)	2nd
7	Six Times			

BOTH TEAMS - MOST CORNER KICKS - ONE HALF

CK	Teams	Date	Score	Half
11	DC-FFC	10/04/1998	DC 1 @ FFC 0 (SO)	2nd
11	SJ-LA	10/21/2001	SJ 2 @ LA 1 (OT)	1st
10	SJ-LA	09/29/1996	SJ 0 @ LA 2	1st
10	SJ-LA	10/02/1996	SJ 0 @ LA 2	2nd
10	DC-NE	10/08/1997	DC 2 @ NE 1 (SO)	1st
9	11 Times			

TEAM - MOST FOULS COMMITTED - ONE GAME

FC	Team	Date	Score
32	DAL	09/23/2001	CHI 1 @ DAL 1 (OT)
31	MET	10/03/1998	CLB 2 @ MET 1 (SO)
30	CLB	11/07/1999	DC 1 @ CLB 5
30	DAL	09/29/2001	DAL 0 @ CHI 2
29	LA	10/13/2001	CHI 0 @ LA 1 (OT)
27	DC	10/18/1998	DC 2 @ CLB 4
27	CHI	10/25/1998	DC 0 @ CHI 2
27	KC	10/06/2000	LA 0 @ KC 2 (OT)

BOTH TEAMS - MOST FOULS COMMITTED - ONE GAME

FC	Teams	Date	Score
50	DC-CLB	10/18/1998	DC 2 @ CLB 4
48	CLB-MET	10/03/1998	CLB 2 @ MET 1 (SO)
48	DAL-CHI	09/29/2001	DAL 0 @ CHI 2
47	LA-KC	10/06/2000	LA 0 @ KC 2 (OT)

TEAM - MOST FOULS COMMITTED - ONE HALF

FC	Team	Date	Score	Half
21	DAL	09/29/2001	DAL 0 @ CHI 2	1st
18	DC	10/18/1998	DC 2 @ CLB 4	2nd
17	MET	10/03/1998	CLB 2 @ MET 1 (SO)	1st
17	KC	10/06/2000	LA 0 @ KC 2 (OT)	1st
16	DC	09/30/1998	FFC 1 @ DC 2	1st
16	CLB	11/07/1999	DC 1 @ CLB 5	1st

BOTH TEAMS - MOST FOULS COMMITTED - ONE HALF

FC	Teams	Date	Score	Half
30	DC-CLB	10/18/1998	DC 2 @ CLB 4	2nd
28	COL-KC	09/16/2000	COL 0 @ KC 1	1st
27	DAL-CHI	09/29/2001	DAL 0 @ CHI 2	1st
26	CLB-MET	10/03/1998	CLB 2 @ MET 1 (SO)	2nd
26	CLB-DC	11/13/1999	CLB 0 @ DC 4	1st
26	LA-KC	10/06/2000	LA 0 @ KC 2 (OT)	1st
26	DAL-CHI	09/20/2001	DAL 0 @ CHI 2	2nd

TEAM - MOST FOULS SUFFERED - ONE GAME

FS	Team	Date	Score
32	CHI	09/23/2001	CHI 1 @ DAL 1 (OT)
30	CHI	09/29/2001	DAL 0 @ CHI 2
29	CLB	10/03/1998	CLB 2 @ MET 1 (SO)
29	DC	11/07/1999	DC 1 @ CLB 5
29	CHI	10/13/2001	CHI 0 @ LA 1 (OT)
27	CLB	10/18/1998	DC 2 @ CLB 4

BOTH TEAMS - MOST FOULS SUFFERED - ONE GAME

FS	Teams	Date	Score
48	DC-CLB	10/18/1998	DC 2 @ CLB 4
47	DAL-CHI	09/29/2001	DAL 0 @ CHI 2
45	CLB-MET	10/03/1998	CLB 2 @ MET 1 (SO)
45	LA-KC	10/06/2000	LA 0 @ KC 2 (OT)
44	Four Times		

TEAM - MOST FOULS SUFFERED - ONE HALF

FS	Team	Date	Score	Half
21	CHI	09/29/2001	DAL 0 @ CHI 2	1st
18	CLB	10/18/1998	DC 2 @ CLB 4	2nd
16	Four Times			

BOTH TEAMS - MOST FOULS SUFFERED - ONE HALF

FS	Teams	Date	Score	Half
30	DC-CLB	10/18/1998	DC 2 @ CLB 4	2nd
28	COL-KC	09/16/2000	COL 0 @ KC 1	1st
26	DAL-CHI	09/29/2001	DAL 0 @ CHI 2	1st

TEAM - MOST CAUTIONS - ONE GAME

CAU	Team	Date	Score
6	CHI	10/27/1999	CHI 2 @ DAL 3
6	DAL	09/20/2001	DAL 0 @ CHI 2
5	Five Times		

BOTH TEAMS - MOST CAUTIONS - ONE GAME

CAU	Teams	Date	Score
10	CHI-DAL	10/27/1999	CHI 2 @ DAL 3
10	DAL-CHI	09/20/2001	DAL 0 @ CHI 2
9	DC-TB	10/12/1996	DC 2 @ TB 1
9	DAL-LA	11/11/1999	DAL 1 @ LA 3
9	DAL-CHI	09/29/2001	DAL 0 @ CHI 2
8	Two Times		

TEAM - MOST CAUTIONS - ONE HALF

CAU	Team	Date	Score	Half
5	CHI	10/27/1999	CHI 2 @ DAL 3	2nd
4	CLB	09/30/1998	MET 3 @ CLB 5	2nd
4	DAL	10/27/1999	CHI 2 @ DAL 3	1st
4	LA	11/11/1999	DAL 1 @ LA 3	2nd
4	NE	09/19/2000	CHI 1 @ NE 2	1st
4	DAL	09/20/2001	DAL 0 @ CHI 2	2nd

BOTH TEAMS - MOST CAUTIONS - ONE HALF

CAU	Teams	Date	Score	Half
6	DC-TB	10/12/1996	DC 2 @ TB 1	2nd
6	DAL-LA	11/11/1999	DAL 1 @ LA 3	2nd
6	DAL-CHI	09/20/2001	DAL 0 @ CHI 2	2nd
5	Eight Times			

TEAM - MOST EJECTIONS - ONE GAME

EJC	Team	Date	Score
2	SJ	09/29/1996	SJ 0 @ LA 2
2	FFC	09/26/2001	FFC 0 @ KC 3
2	FFC	10/14/2001	FFC 0 @ SJ 4
1	20 Times		

BOTH TEAMS - MOST EJECTIONS - ONE GAME

EJC	Teams	Date	Score
3	FFC-SJ	10/14/2001	FFC 0 @ SJ 4
2	Four Times		

TEAM - MOST EJECTIONS - ONE HALF

EJC	Team	Date	Score	Half
2	SJ	09/29/1996	SJ 0 @ LA 2	2nd

TEAM - MOST PENALTY KICKS - ONE GAME

PK	Team	Date	Score
1	DC	10/02/1996	MET 1 @ DC 2
1	LA	10/02/1996	SJ 0 @ LA 2
1	NE	10/08/1997	DC 2 @ NE 1 (SO)
1	MET	09/30/1998	MET 3 @ CLB 5
1	CHI	10/01/1998	COL 1 @ CHI 2 (SO)
1	CHI	10/05/1998	CHI 1 @ COL 0
1	LA	10/17/1999	COL 0 @ LA 3
1	DAL	10/27/1999	CHI 2 @ DAL 3
1	DAL	11/11/1999	DAL 1 @ LA 3
1	LA	11/11/1999	DAL 1 @ LA 3
1	LA	09/14/2000	LA 1 @ TB 0
1	DAL	09/15/2000	DAL 1 @ MET 2 (OT)
1	CHI	09/19/2000	CHI 1 @ NE 2
1	DAL	09/20/2000	MET 2 @ DAL 1
1	COL	09/24/2000	COL 2 @ KC 3
1	KC	10/06/2000	LA 0 @ KC 2 (OT)
1	CLB	09/22/2001	SJ 3 @ CLB 1
1	KC	09/26/2001	FFC 0 @ KC 3
1	LA	10/10/2001	LA 1 @ CHI 1 (OT)

BOTH TEAMS - MOST PENALTY KICKS - ONE GAME

PK	Teams	Date	Score
2	DAL-LA	11/11/1999	DAL 1 @ LA 3
1	17 Times		

BOTH TEAMS - FEWEST GOALS - ONE GAME

GL	Teams	Date	Score
0	DAL-LA	10/05/1997	DAL 1 @ LA 0 (SO)
0	DC-FFC	10/04/1998	DC 1 @ FFC 0 (SO)
0	DC-FFC	10/24/1999	DC 1 @ FFC 0 (SO)
0	KC-COL	09/20/2000	KC 0 @ COL 0 (OT)
0	LA-KC	09/29/2000	LA 0 @ KC 0 (OT)
1	12 Times		

TEAM - FEWEST SHOTS ON GOAL - ONE GAME

SHT	Team	Date	Score
1	DAL	10/05/1997	DAL 1 @ LA 0 (SO)
1	DAL	10/23/1999	DAL 0 @ CHI 4
1	DC	10/24/1999	DC 1 @ FFC 0 (SO)
1	DC	11/07/1999	DC 1 @ CLB 5
1	TB	09/14/2000	LA 1 @ TB 0
1	LA	09/29/2000	LA 0 @ KC 0 (OT)
2	20 Times		

BOTH TEAMS - FEWEST SHOTS ON GOAL - ONE GAME

SHT	Teams	Date	Score
4	DAL-LA	10/05/1997	DAL 1 @ LA 0 (SO)
4	LA-TB	09/14/2000	LA 1 @ TB 0
5	CLB-MET	10/03/1998	CLB 2 @ MET 1 (SO)
5	DC-FFC	10/04/1998	DC 1 @ FFC 0 (SO)
5	CHI-DAL	10/16/1999	CHI 1 @ DAL 2
5	SJ-LA	10/21/2001	SJ 2 @ LA 1 (OT)

TEAM - FEWEST SHOTS ON GOAL - ONE HALF

SHT	Team	Date	Score	Half
0	36 Times			

BOTH TEAMS - FEWEST SHOTS ON GOAL - ONE HALF

SHT	Teams	Date	Score	Half
0	CHI-DAL	10/16/1999	CHI 1 @ DAL 2	1st
0	CHI-LA	10/13/2001	CHI 0 @ LA 1 (OT)	1st
1	DAL-LA	10/05/1997	DAL 1 @ LA 0 (SO)	1st
1	CLB-MET	10/03/1998	CLB 2 @ MET 1 (SO)	2nd
1	DC-FFC	10/24/1999	DC 1 @ FFC 0 (SO)	1st
1	DC-LA	11/21/1999	DC 2 @ LA 0	2nd
1	LA-TB	09/14/2000	LA 1 @ TB 0	1st
1	MET-DAL	09/20/2000	MET 2 @ DAL 1	1st
1	SJ-LA	10/21/2001	SJ 2 @ LA 1 (OT)	2nd
2	Seven Times			

TEAM - FEWEST OFFSIDE - ONE GAME

OFF	Team	Date	Score
0	11 Times		

BOTH TEAMS - FEWEST OFFSIDE - ONE GAME

OFF	Teams	Date	Score
2	MET-DC	09/27/1996	MET 0 @ DC 1
2	TB-CLB	10/08/1997	TB 0 @ CLB 2
2	MET-CLB	09/30/1998	MET 3 @ CLB 5
2	COL-CHI	10/01/1998	COL 1 @ CHI 2 (SO)
2	CLB-DC	10/11/1998	CLB 0 @ DC 2
2	CLB-DC	10/21/1998	CLB 0 @ DC 3
2	CHI-DAL	10/16/1999	CHI 1 @ DAL 2
2	DAL-CHI	10/23/1999	DAL 0 @ CHI 4
2	LA-DAL	11/07/1999	LA 2 @ DAL 3 (SO)

BOTH TEAMS - FEWEST OFFSIDE - ONE HALF

OFF	Teams	Date	Score	Half
0	TB-CLB	10/08/1997	TB 0 @ CLB 2	2nd
0	MET-CLB	09/30/1998	MET 3 @ CLB 5	2nd
0	CHI-LA	10/10/1998	CHI 1 @ LA 0	1st
0	CLB-DC	10/11/1998	CLB 0 @ DC 2	2nd
0	CHI-DAL	10/16/1999	CHI 1 @ DAL 2	1st
0	COL-LA	10/17/1999	COL 0 @ LA 3	1st
0	NE-CHI	09/15/2000	NE 1 @ CHI 2	1st
0	LA-KC	10/06/2000	LA 0 @ KC 2 (OT)	2nd
0	MET-LA	09/23/2001	MET 1 @ LA 1 (OT)	2nd
0	SJ-LA	10/21/2001	SJ 2 @ LA 1 (OT)	1st
1	25 Times			

TEAM - FEWEST CORNER KICKS - ONE GAME

CK	Team	Date	Score
0	DAL	10/05/1997	DAL 1 @ LA 0 (SO)
0	MET	09/23/2001	MET 1 @ LA 1 (OT)
1	CHI	10/10/1998	CHI 1 @ LA 0
1	LA	09/14/2000	LA 1 @ TB 0
1	NE	09/15/2000	NE 1 @ CHI 2
1	MET	09/20/2000	MET 2 @ DAL 1
2	16 Times		

BOTH TEAMS - FEWEST CORNER KICKS - ONE GAME

CK	Teams	Date	Score
4	CLB-MET	10/03/1998	CLB 2 @ MET 1 (SO)
5	CLB-TB	10/02/1996	CLB 1 @ TB 4
5	SJ-FFC	10/10/2001	SJ 0 @ FFC 1
6	Four Times		

BOTH TEAMS - FEWEST CORNER KICKS - ONE HALF

CK	Teams	Date	Score	Half
0	MET-LA	09/23/2001	MET 1 @ LA 1 (OT)	1st
1	Nine Times			

TEAM - FEWEST FOULS COMMITTED - ONE GAME

FL	Team	Date	Score
5	DC	10/10/1996	TB 1 @ DC 4
6	MET	09/24/1996	DC 2 @ MET 3 (SO)
7	NE	09/22/2000	NE 0 @ CHI 6
7	FFC	09/26/2001	FFC 0 @ KC 3
8	Five Times		

BOTH TEAMS - FEWEST FOULS COMMITTED - ONE GAME

FL	Teams	Date	Score
18	DC-MET	09/24/1996	DC 2 @ MET 3 (SO)
18	MET-DC	09/27/1996	MET 0 @ DC 1
20	TB-DC	10/10/1996	TB 1 @ DC 4
21	NE-DC	10/05/1997	NE 1 @ DC 4
21	CLB-DC	10/11/1998	CLB 0 @ DC 2
21	TB-LA	09/20/2000	TB 2 @ LA 5

TEAM - FEWEST FOULS COMMITTED - ONE HALF

FL	Team	Date	Score	Half
1	DC	10/10/1996	TB 1 @ DC 4	1st
1	FFC	09/26/2001	FFC 0 @ KC 3	2nd
2	CLB	10/02/1996	CLB 1 @ TB 4	2nd
2	SJ	10/02/1996	SJ 0 @ LA 2	2nd
2	DC	10/05/1997	NE 1 @ DC 4	2nd
3	16 Times			

BOTH TEAMS - FEWEST FOULS COMMITTED - ONE HALF

FL	Teams	Date	Score	Half
6	DC-MET	09/24/1996	DC 2 @ MET 3 (SO)	2nd
7	MET-DC	10/02/1996	MET 1 @ DC 2	1st
7	SJ-LA	10/02/1996	SJ 0 @ LA 2	2nd
7	NE-DC	10/05/1997	NE 1 @ DC 4	2nd
8	TB-DC	10/10/1996	TB 1 @ DC 4	1st
8	KC-LA	10/10/1996	KC 1 @ LA 2	2nd
8	FFC-SJ	10/14/2001	FFC 0 @ SJ 4	2nd

TEAM - FEWEST FOULS SUFFERED - ONE GAME

FL	Team	Date	Score
5	TB	10/10/1996	TB 1 @ DC 4
6	DC	09/24/1996	DC 2 @ MET 3 (SO)
7	CHI	10/25/1998	DC 0 @ CHI 2
7	TB	10/17/1999	TB 0 @ CLB 2
7	CHI	09/22/2000	NE 0 @ CHI 6
7	KC	09/26/2001	FFC 0 @ KC 3
8	Four Times		

BOTH TEAMS - FEWEST FOULS SUFFERED - ONE GAME

FL	Teams	Date	Score
18	DC-MET	09/24/1996	DC 2 @ MET 3 (SO)
18	MET-DC	09/27/1996	MET 0 @ DC 1
19	NE-CHI	09/22/2000	NE 0 @ CHI 6
20	Three Times		

TEAM - FEWEST FOULS SUFFERED - ONE HALF

FL	Team	Date	Score	Half
1	TB	10/10/1996	TB 1 @ DC 4	1st
1	KC	09/26/2001	FFC 0 @ KC 3	2nd
2	TB	10/02/1996	CLB 1 @ TB 4	2nd
2	LA	10/02/1996	SJ 0 @ LA 2	2nd
2	NE	10/05/1997	NE 1 @ DC 4	2nd
3	25 Times			

BOTH TEAMS - FEWEST FOULS SUFFERED - ONE HALF

FL	Teams	Date	Score	Half
6	DC-MET	09/24/1996	DC 2 @ MET 3 (SO)	2nd
6	FFC-SJ	10/14/2001	FFC 0 @ SJ 4	2nd
7	MET-DC	10/02/1996	MET 1 @ DC 2	1st
7	SJ-LA	10/02/1996	SJ 0 @ LA 2	2nd
7	NE-DC	10/05/1997	NE 1 @ DC 4	2nd
7	NE-CHI	09/22/2000	NE 0 @ CHI 6	2nd
8	Two Times			

TEAM - LARGEST LEAD HELD, GAME

GL	Team	Date	Score
6	CHI	09/22/2000	NE 0 @ CHI 6
5	LA	10/01/1998	DAL 1 @ LA 6
4	Six Times		

TEAM - LARGEST LEAD BLOWN, GAME

GL	Team	Date	Score
2	LA	10/20/1996	DC 3 @ LA 2 (OT)
2	DAL	10/04/1998	LA 3 @ DAL 2
2	CHI	10/27/1999	CHI 2 @ DAL 3
1	16 Times		

TEAM - LARGEST DEFICIT OVERCOME, GAME

GL	Team	Date	Score
2	DC	10/20/1996	DC 3 @ LA 2 (OT)
2	LA	10/04/1998	LA 3 @ DAL 2
2	DAL	10/27/1999	CHI 2 @ DAL 3
1	16 Times		

TEAM - LARGEST MARGIN VICTORY

GL	Team	Date	Score
6	CHI	09/22/2000	NE 0 @ CHI 6
5	LA	10/01/1998	DAL 1 @ LA 6
4	Four Times		

TEAM - LARGEST MARGIN VICTORY, HOME

GL	Team	Date	Score
6	CHI	09/22/2000	NE 0 @ CHI 6
5	LA	10/01/1998	DAL 1 @ LA 6
4	Four Times		

TEAM - LARGEST MARGIN VICTORY, ROAD

GL	Team	Date	Score
3	COL	10/04/1997	COL 3 @ KC 0
2	TB	09/25/1996	TB 2 @ CLB 0
2	CLB	10/22/1999	CLB 2 @ TB 0
2	LA	10/24/1999	LA 2 @ COL 0
2	DC	11/21/1999	DC 2 @ LA 0
2	SJ	09/22/2001	SJ 3 @ CLB 1

TEAM - WORST LOSS SUFFERED, HOME

GL	Team	Date	Score
3	KC	10/04/1997	COL 3 @ KC 0
2	CLB	09/25/1996	TB 2 @ CLB 0
2	TB	10/22/1999	CLB 2 @ TB 0
2	COL	10/24/1999	LA 2 @ COL 0
2	LA	11/21/1999	DC 2 @ LA 0
2	CLB	09/22/2001	SJ 3 @ CLB 1

TEAM - WORST LOSS SUFFERED, ROAD

GL	Team	Date	Score
6	NE	09/22/2000	NE 0 @ CHI 6
5	DAL	10/01/1998	DAL 1 @ LA 6
4		Four Times	

MOST UNANSWERED GOALS IN A GAME

GL	Team	Date	Score
6	CHI	09/22/2000	NE 0 @ CHI 6
5	LA	10/01/1998	DAL 1 @ LA 6
5	CLB	11/07/1999	DC 1 @ CLB 5
4	DC	10/05/1997	NE 1 @ DC 4
4	CLB	09/30/1998	MET 3 @ CLB 5
4	CHI	10/23/1999	DAL 0 @ CHI 4
4	DC	11/13/1999	CLB 0 @ DC 4
4	MET	09/26/2001	LA 1 @ MET 4
4	SJ	10/14/2001	FFC 0 @ SJ 4

MOST UNANSWERED GOALS - 2 OR MORE GAMES

GL	Team	Dates
9	CHI	09/22/2000 - 09/30/2000
7	DC	10/20/1996 - 10/05/1997
7	LA	10/16/1998 - 10/31/1999
7	CHI	10/16/1999 - 10/27/1999
6	DC	11/13/1999 -

MOST UNANSWERED GOALS ALLOWED IN A GAME

GL	Team	Date	Score
6	NE	09/22/2000	NE 0 @ CHI 6
5	DAL	10/01/1998	DAL 1 @ LA 6
5	DC	11/07/1999	DC 1 @ CLB 5
4		Six Times	

MOST UNANSWERED GOALS ALLOWED - 2 OR MORE GAMES

GL	Team	Dates
10	TB	10/05/1997 - 09/20/2000
10	COL	10/05/1998 - 09/24/2000
7	DAL	10/15/1997 - 10/01/1998
7	DAL	10/16/1999 - 10/27/1999
7	CLB	11/13/1999 - 09/22/2001
6	LA	10/20/1996 - 10/01/1998
6	NE	09/22/2000 -

LONGEST SCORELESS STREAK, TEAM

Mins.	Team	Start Date/End Date
531	COL	10/01/1998 - 09/24/2000
436	TB	10/05/1997 - 09/20/2000
319	FFC	09/30/1998 - 09/22/2001
239	SJ	09/26/1996 - 09/22/2001
224	LA	10/20/1996 - 10/01/1998

TEAM, MOST CONSECUTIVE OVERTIME WINS

TEAM	GAMES WON	DATES	
		START	END
1	Los Angeles Galaxy	2	10/13/2001 10/21/2001
	San Jose Earthquakes	2	10/17/2001
3	D.C. United	1	10/20/1996
	Kansas City Wizards	1	10/06/2000
	Los Angeles Galaxy	1	09/29/2001 10/10/2001
	Los Angeles Galaxy	1	10/03/2000 10/06/2000
	MetroStars	1	09/15/2000 09/23/2001

TEAM, MOST CONSECUTIVE OVERTIME LOSSES

TEAM	GAMES LOST	DATES	
		START	END
1	Chicago Fire	2	10/13/2001
2	Dallas Burn	1	09/15/2000 09/23/2001
	Kansas City Wizards	1	10/03/2000 10/06/2000
	Los Angeles Galaxy	1	10/21/2001
	Los Angeles Galaxy	1	10/20/1996 09/29/2000
	Los Angeles Galaxy	1	10/06/2000 09/23/2001
	MetroStars	1	09/29/2001
	Miami Fusion	1	10/17/2001

LARGEST ATTENDANCES

Home Team	Att.	Date	Score
1	D.C. United	57,431	10/26/1997 COL 1 @ DC 2
2	Chicago Fire	51,350	10/25/1998 DC 0 @ CHI 2
3	Los Angeles Galaxy	44,910	11/21/1999 DC 2 @ LA 0
4	Kansas City Wizards	39,159	10/15/2000 CHI 0 @ KC 1
5	Los Angeles Galaxy	34,643	10/20/1996 DC 3 @ LA 2 (OT)
6	Chicago Fire	32,744	10/16/1998 LA 1 @ CHI 2 (SO)
7	Los Angeles Galaxy	30,231	10/02/1996 SJ 0 @ LA 2
8	Los Angeles Galaxy	27,833	09/29/1996 SJ 0 @ LA 2
9	Los Angeles Galaxy	25,703	11/11/1999 DAL 1 @ LA 3
10	D.C. United	25,451	11/13/1999 CLB 0 @ DC 4



2002 MLS SEASON IN REVIEW - MARCH

STRIKE FORCE FRONT AND CENTER

Major League Soccer's seventh season kicked off on Saturday, March 23 with a 10-team schedule for the first time since 1997. The MLS *Strike Force* featuring Brian McBride, Landon Donovan, Clint Mathis, DaMarcus Beasley and Josh Wolff launched their 2002 mission for club and country by scoring three goals among them in the opening weekend. Throughout the season all five would continue to feature prominently for both the U.S. National Team and on domestic soil.

The equal playing field that would characterize the 2002 season would be evident from the first week of play. The Chicago Fire, MetroStars and defending champion San Jose Earthquakes all won their first outings of the season only to drop their second matches of the campaign via shutouts. The Earthquakes' first loss came in the first professional soccer match played at Invesco Field at Mile High, a 1-0 Rapids win on March 30.

The opening weekend also featured the debut of several players with their new clubs. The Los Angeles Galaxy's Carlos Ruiz broke into MLS with a two-goal effort against D.C. United in a come-from-behind 2-1 win. Honduran Milton Reyes figured prominently on the defensive end for United in that game and would earn an assist in his second game with the Black-and-Red. Two of the best midfielders in the League, Alex Pineda Chacon (New England Revolution) and Chris Henderson (Colorado Rapids), also scored in their debuts with their new clubs in 2002.

U.S. CONTINUES WORLD CUP PREP

The U.S. National Team continued building momentum toward the 2002 World Cup with three key internationals. On March 2 in Seattle, Clint Mathis and Landon Donovan each scored two goals in a 4-0 win over Honduras, continuing their battle for the forward spot alongside Brian McBride.

On March 10 the U.S. defeated Ecuador 1-0 in Birmingham. The game-winning assist was provided by Mathis, who carried his hot streak into Germany on March 27. The two goals by the MetroStars forward were the bright spot in a 4-2 setback at the hands of the three-time world champions.

MLS CLUBS OPEN CHAMPIONS CUP PLAY

For the first time ever, four MLS clubs participated in the Round of 16 of the Football Confederation (CONCACAF) Champions Cup. In the two-leg aggregate goal tournament, the Chicago Fire, Kansas City Wizards and San Jose Earthquakes all advanced with relative ease. D.C. United was the only club to miss out after a 2-1 win against CSD Comunicaciones could not make up for a 4-0 road setback. In subsequent rounds, Pachuca got the better of San Jose in the quarters while Monarcas Morelia eliminated Chicago in the quarters and the Wizards in the semis.

MLS UNVEILS SOCCER UNITED MARKETING

On March 5 MLS Commissioner Don Garber announced the formation of a subsidiary company set up to manage sales, service and broadcast production for MLS and the English-language World Cup properties in the United States: Soccer United Marketing© (SUM©). As conveyed by the company's slogan, 'One Sport. One Company,' Soccer United Marketing's ultimate focus is to unify soccer in America by delivering a comprehensive inventory of premier soccer programming: Men's and Women's World Cup, Major League Soccer, as well as grass-roots and international opportunities. The goal is to ultimately deliver one-stop shopping for the sport's diverse community. Earlier in 2002 MLS announced details of Soccer United Marketing's innovative five-year broadcast arrangement with the ABC and ESPN networks that included the television rights of MLS and the FIFA World Cup Tournaments for the next five years (including the Men's tournament in 2002 and 2006 and the Women's World Cup from China in 2003).

MARCH CLUB RECORDS

TEAM	March	GF-GA	PTS
Colorado Rapids	1-0-1	2-1	4
D.C. United	1-1-0	3-2	3
Los Angeles Galaxy	1-0-0	2-1	3
MetroStars	1-1-0	3-2	3
Chicago Fire	1-1-0	2-2	3
San Jose Earthquakes	1-1-0	2-1	3
Columbus Crew	1-1-0	1-2	3
Kansas City Wizards	0-0-1	1-1	1
New England Revolution	0-1-0	1-3	0
Dallas Burn	0-1-0	0-2	0

MLS STANDINGS – Sunday, March 31, 2002

Eastern Conference							
TEAM	GP	W	L	T	PTS	GF	GA
D.C. United	2	1	1	0	3	3	2
MetroStars	2	1	1	0	3	3	2
Chicago Fire	2	1	1	0	3	2	2
Columbus Crew	2	1	1	0	3	1	2
N.E. Revolution	1	0	1	0	0	1	3
Western Conference							
TEAM	GP	W	L	T	PTS	GF	GA
Colorado Rapids	2	1	0	1	4	2	1
Los Angeles Galaxy	1	1	0	0	3	2	1
San Jose Earthquakes	2	1	1	0	3	2	1
Kansas City Wizards	1	0	0	1	1	1	1
Dallas Burn	1	0	1	0	0	0	2

2002 MLS SEASON IN REVIEW - APRIL

LITTLE FISH MAKES BIG SPLASH

The month of April marked the coming-out party for Los Angeles Galaxy forward Carlos Ruiz, who had the best start ever by a first-year forward in MLS. The Guatemalan international, nicknamed "El Pescadito" (Little Fish), burst onto the American soccer scene by scoring in the Galaxy's first four matches and totaling six goals. Ruiz, who works just as hard on the defensive end, was voted the MLS Player of the Month for April having garnered Player of the Week honors twice in the League's opening stages.

It was Ruiz who accounted for all of the Galaxy's scoring in those first four matches and he would end the regular season as MLS' leading goal scorer. Of the 44 goals scored by Los Angeles in 2002, Ruiz tallied 24. He proved to be a true poacher around the net, capitalizing on the least of defensive errors and striking at opportune moments. By September, every MLS team had felt the brunt of the 23-year-old's merciless scoring appetite.

Ruiz's blazing start caught even his teammates by surprise. Defender Alexi Lalas placed a friendly wager early on, promising to reward "El Pescadito" with a luxury watch if he reached the 15-goal mark by year's end. Ruiz would not only blow by that total but most importantly he brought a swagger and confidence to the Galaxy's forward department which many felt was lacking in their past bids for MLS Cup.

FIRE DOUSED BY INJURIES

The coaching abilities and personnel management skills of the Chicago Fire's Bob Bradley were put to the test in the first full month of MLS action as his club was decimated by several key injuries.

Rookies Kelly Gray and Billy Sleeth saw significant playing time as regulars C.J. Brown (left hamstring strain), Carlos Bocanegra (fractured toe), Evan Whitfield (torn left ACL), Hristo Stoitchkov (hernia), Jim Curtin (left ankle sprain), Aleksey Korol (left knee bursitis) and Peter Nowak (right ankle sprain) were all forced to sit out several matches.

SECOND NEW FACILITY OPENS DOORS

During the month of April MLS play kicked off in the second of three new facilities that hosted MLS clubs for the first time in 2002. After the Colorado Rapids hosted the first-ever professional soccer match played at Invesco Field on March 30, it was the Chicago Fire's turn to christened their two-year stay at Cardinal Stadium on the campus of North Central College in Naperville, Illinois while Soldier Field undergoes renovations. On April 27 the Fire battled the New England Revolution to a 2-2 tie in cold temperatures and heavy showers.

ARENA ANNOUNCES WORLD CUP ROSTER

After two World Cup tuneup matches played in April, U.S. National Team Head Coach Bruce Arena selected his final roster for the trip to Korea/Japan on April 22, choosing 12 MLS players on his 23-man roster. Two selections who made a late push for a spot were 25-year-old Colorado Rapids midfielder Pablo Mastroeni and 19-year-old Chicago Fire midfielder DaMarcus Beasley. Mastroeni started and played all 90 minutes in front of his home crowd at Invesco Field in a 1-0 shutout of CONCACAF rivals Mexico on April 3. MetroStars forward Clint Mathis, one of 16 MLS players in uniform for that match, provided the heroics with a 66th minute game-winner - his seventh consecutive international start with a point. That game was followed up by a trip to Lansdowne Road in the Republic of Ireland on April 17 where an experimental U.S. side finished on the short end of a 2-1 result.

APRIL CLUB RECORDS

TEAM	APRIL	GF-GA	PTS
San Jose Earthquakes	2-1-1	5-4	7
MetroStars	2-1-1	5-5	7
Dallas Burn	1-0-3	5-4	6
Colorado Rapids	2-2-0	4-4	6
Los Angeles Galaxy	1-1-2	4-4	5
New England Revolution	1-1-1	5-4	4
Chicago Fire	1-1-1	5-4	4
Kansas City Wizards	1-1-1	4-3	4
Columbus Crew	1-2-0	2-4	3
D.C. United	1-3-0	3-6	3

MLS STANDINGS – Tuesday, April 30, 2002

Eastern Conference							
TEAM	GP	W	L	T	PTS	GF	GA
MetroStars	6	3	2	1	10	8	7
Chicago Fire	5	2	2	1	7	7	6
D.C. United	6	2	4	0	6	6	8
Columbus Crew	5	2	3	0	6	3	6
N.E. Revolution	4	1	2	1	4	6	7
Western Conference							
TEAM	GP	W	L	T	PTS	GF	GA
San Jose Earthquakes	6	3	2	1	10	7	5
Colorado Rapids	6	3	2	1	10	6	5
Los Angeles Galaxy	5	2	1	2	8	6	5
Dallas Burn	5	1	1	3	6	5	6
Kansas City Wizards	4	1	1	2	5	5	4

2002 MLS SEASON IN REVIEW - MAY

TAYLOR MADE PERFORMANCE

Newcomer Taylor Twellman burst onto the MLS scene with a spectacular month of May for the New England Revolution. By scoring five goals in four matches for the Revs, the former 1860 Munich player planted himself near the top of the scoring charts for the rest of the season.

The St. Louis native started the month with a bang, netting a pair of goals in a 2-0 victory against the Dallas Burn in the Revolution's home opener at CMGI Field. His goal-scoring prowess no longer a secret, Twellman was back on the attack against Chicago the following weekend scoring arguably the best goal in a double-header with the U.S. and Holland. The twinbill also featured a hat trick from Chicago's Ante Razov, appearances by the Dutch National Team's amazing collection of world stars and the best attacking players from the U.S.

Twellman continued his string of impressive performances in Colorado scoring his fourth goal of the month in a 5-2 loss to the Rapids. The defeat signaled the end of Head Coach Fernando Clavijo's stint with the Revolution and prompted a trade establishing Twellman's value to the club. In the Revolution's last match of the month against the Galaxy, Twellman again jump-started the team's offense by extending his goal-streak to a League-high six games, putting him one game shy of the MLS record.

REVS & METROS IN BLOCKBUSTER DEAL

On May 24, 2002, the MetroStars and the New England Revolution made the largest trade in MLS history, exchanging six players in a deal that saw the MetroStars swap forward Diego Serna, defender Brian Kamler and midfielder Daniel Hernandez for Revolution forward Mamadou Diallo, midfielder Andy Williams and defender Ted Chronopoulos.

New England, a team many picked to challenge for MLS Cup 2002 after selecting the last two Budweiser MLS Scoring Champions (Diallo and Alex Pineda Chacon) in the offseason dispersal draft, found themselves in the basement of the Eastern Conference with D.C. United. Meanwhile, the MetroStars felt pressure to reconfigure a lineup that went 0-4-1 in the five games preceding the transaction. Both teams saw immediate results as Serna scored the game-winning goal for the Revolution in a 3-2 win over Los Angeles and Diallo tallied the equalizer for the Metros in a 1-1 overtime draw with Kansas City.

U.S. BEGINS WORLD CUP ADVENTURE

Cary, North Carolina was the site of training camp for the U.S. Men's National Team as they prepared for the World Cup. Twelve MLS stars were brought into camp by Head Coach Bruce Arena as he readied the troops for the trip to Korea. Nine of the ten MLS squads lost players to the National Team's efforts, as training began on May 1. *MLS Strike Force*, consisting of forwards Landon Donovan, Clint Mathis, Brian McBride, Josh Wolff and midfielder DaMarcus Beasley would go on to showcase their talents to the world.

U.S. WORLD CUP TEAM TAKES SHAPE

The U.S. Men's National Team, boasting the strength of 11 current MLS players (after the injury to Chris Armans), warmed up for the 2002 Korea/Japan World Cup on the "Nike Road to Korea" along the the East Coast. Former D.C. United and current U.S. Men's National Team Head Coach Bruce Arena evaluated his roster against some of the best talent in the world. The U.S. beat Uruguay 2-1 at RFK Stadium in Washington, D.C., throttled Jamaica 5-0 in Giants Stadium in East Rutherford, N.J. and lost to the Dutch 2-0 at Gillette Stadium in Foxboro, Mass.

MAY CLUB RECORDS

TEAM	May	GF-GA	PTS
Chicago Fire	2-1-1	7-3	7
Dallas Burn	2-1-1	6-5	7
S.J. Earthquakes	2-1-1	6-6	7
Colorado Rapids	2-1-0	8-5	6
N.E. Revolution	2-2-0	8-10	6
L.A. Galaxy	2-2-0	6-6	6
Columbus Crew	1-1-2	6-5	5
D.C. United	1-1-1	5-6	4
K.C. Wizards	1-2-1	4-6	4
MetroStars	0-3-1	5-9	1

MLS STANDINGS - Friday, May 31, 2002

Eastern Conference							
TEAM	GP	W	L	T	PTS	GF	GA
Chicago Fire	9	4	3	2	14	14	9
Columbus Crew	9	3	4	2	11	9	11
MetroStars	10	3	5	2	11	13	16
N.E. Revolution	8	3	4	1	10	14	17
D.C. United	9	3	5	1	10	11	14
Western Conference							
TEAM	GP	W	L	T	PTS	GF	GA
San Jose Earthquakes	10	5	3	2	17	13	11
Colorado Rapids	9	5	3	1	16	14	10
Los Angeles Galaxy	9	4	3	2	14	12	11
Dallas Burn	9	3	2	4	13	11	11
Kansas City Wizards	8	2	3	3	9	9	10

2002 MLS SEASON IN REVIEW - JUNE

U.S. MAKES HISTORY IN KOREA

Led by the *MLS Strike Force*, the United States crashed the world's biggest sporting event with a quarterfinal appearance by Bruce Arena's men. Stunning the world with a 3-2 victory over Portugal in the opening match in Group D, the U.S. flew out of the gates taking a commanding 3-0 lead in the first 36 minutes. Landon Donovan forced an own goal and Brian McBride headed home the game-winner in the Americans' biggest win in 52 years. A Clint Mathis goal in a 1-1 draw with co-host South Korea put Arena's squad in a strong position entering the last game of the first round. Despite another Donovan goal, the U.S. lost 3-1 to Poland. But the U.S. got some help from South Korea, who beat Portugal to push the Americans through to the knockout phase.

In a battle between CONCACAF rivals, the U.S. beat Mexico 2-0 for the country's first-ever victory in the knockout stage. McBride scored his second goal of the tournament and Donovan added an insurance goal to outdistance Mexico. Germany put an end to the team's quarterfinal run in the Americans' best game. German goalkeeper Oliver Kahn and midfielder Michael Ballack proved too much for the U.S. in a 1-0 loss. By outplaying a German squad that would go on to take second place in the World Cup, the Americans announced their arrival on the world's largest stage.

GRAZIANI STILL AMONG MLS BEST

Ariel Graziani took June by storm leading the Earthquakes to a 4-1-0 record lengthening their Western Conference lead to six points over Dallas, their nearest competitor. The former Burn star scored six goals and added one assist in five matches, solidifying the Quakes as a contender to become only the second team to repeat as MLS Cup Champions.

Graziani began the month in style by scoring two goals in a pair of games when San Jose beat New England 1-0 on June 1 and Kansas City 3-0 on June 8. Continuing his onslaught, the former Morelia star scored his ninth goal of the season and fifth in three home games in a 4-0 whitewash of the Colorado Rapids. In San Jose's final match in June, Graziani led San Jose on a torrid comeback to beat the Wizards for the second time in the month, scoring his tenth goal of the season.

SOCCER GRACES SI COVER, AGAIN

With a win over regional rival Mexico and a surprising appearance in the quarterfinal stage, San Jose Earthquakes forward and U.S. National Team member Landon Donovan landed on the cover of Sports Illustrated on the June 24 issue, making the second appearance by an MLS player in a month. Also gaining cover recognition, Clint Mathis appeared as the coverboy on the May 27 issue in a preview of the World Cup. Donovan's cover marks the 11th time that soccer has been featured on SI's cover, distributed nationally to nearly 21 million people weekly.

RECORD RATINGS FOR U.S. WORLD CUP RUN

MLS and ESPN experienced record ratings figures with the U.S. National Team's run to the World Cup quarterfinals. ESPN's morning telecast of the U.S. vs. Germany quarterfinal match on June 21, seen in an average of 3.77 million television homes based on a 4.36 rating, was the network's most-watched and highest-rated soccer telecast ever, according to Nielsen Media Research data. The 1-0 U.S. loss was ESPN's highest-rated program of the year among men ages 18-34 and was cable's most-viewed morning (7AM - 1PM) ever among men 18-34. Previously, the highest-rated soccer telecast on ESPN was a 4.26 for the first-round match of the 1994 World Cup between U.S. and Colombia.

DONOVAN RETURNS

Donovan also made news when he played on Saturday, June 22 in a 4-0 Earthquakes victory over Colorado at Spartan Stadium. What made this appearance special was the fact that Donovan flew back to San Jose directly from Korea and laced his boots up only 38 hours after leaving the field in Korea after the 1-0 U.S. loss to Germany in the quarterfinals of the World Cup. Entering the match in the 85th minute, Donovan almost immediately made an impact as he led teammate Dwayne DeRosario with a throw-in that resulted in an own goal and provided the final margin of victory.

JUNE CLUB RECORDS

TEAM	June	GF-GA	PTS
San Jose Earthquakes	4-1-0	12-3	12
Dallas Burn	3-1-1	10-7	10
MetroStars	3-1-0	8-1	9
D.C. United	3-1-0	6-4	9
Kansas City Wizards	2-2-2	9-10	8
Columbus Crew	2-2-1	9-9	7
Los Angeles Galaxy	2-3-0	6-9	6
Colorado Rapids	2-4-0	6-14	6
Chicago Fire	1-3-0	6-9	3
N.E. Revolution	1-5-0	7-13	3

MLS STANDINGS - Sunday, June 30, 2001

Eastern Conference							
TEAM	GP	W	L	T	PTS	GF	GA
MetroStars	14	6	6	2	20	21	17
D.C. United	13	6	6	1	19	17	18
Columbus Crew	14	5	6	3	18	18	20
Chicago Fire	13	5	6	2	17	20	18
N.E. Revolution	14	4	9	1	13	21	30
Western Conference							
TEAM	GP	W	L	T	PTS	GF	GA
San Jose Earthquakes	15	9	4	2	29	25	14
Dallas Burn	14	6	3	5	23	21	18
Colorado Rapids	15	7	7	1	22	20	24
Los Angeles Galaxy	14	6	6	2	20	18	20
Kansas City Wizards	14	4	5	5	17	18	20

2002 MLS SEASON IN REVIEW - JULY

RUIZ CONTINUES SIZZLING SUMMER

Ruiz captured his second Player of the Month award following a five-goal tear in just five MLS regular season games. In winning the honor, Ruiz, who also captured the award for his work in April, became just the second player in League history to win multiple Player of the Month distinctions in the same season (Mathis – 2000).

In front of 55,234 fans at the Rose Bowl on July 4, Ruiz scored both Galaxy goals, including the late game-winner, as Los Angeles came back from a 1-0 deficit to defeat the defending MLS Cup champion San Jose Earthquakes 2-1.

The MLS All-Star then launched a three-game scoring streak with a goal on a 71st minute header in a 3-1 win against the Colorado Rapids on July 13. One week later, Ruiz knocked home the rebound of his own penalty kick to help the Galaxy earn a 2-2 draw with Kansas City. The Guatemalan international also netted the game-winning strike in a 2-1 win against Columbus on July 27.

RETURN OF WORLD CUP PLAYERS

After an impressive display with the U.S. National Team at the 2002 World Cup in Korea/Japan, Major League Soccer's best American players returned home to hectic national media tour. Appearances on the Tonight Show, Late Night with David Letterman, Regis and Kelly and MTV's TRL highlighted the U.S. media blitz. At the prompting of Letterman, mohawked MetroStars striker Clint Mathis launched a ball across Broadway from a rooftop perch at CBS Studios in midtown Manhattan.

DIFFERENT CONTINENT, SAME RESULT

A starter in all five matches for the U.S. at the 2002 World Cup, McBride turned in a standout two-goal performance that included the game-winning strikes against Portugal and Mexico during the Americans' run to the quarterfinals. The results were much the same for the seven-time All-Star when he returned stateside, as McBride promptly banged home four goals in three games to spark the Crew. McBride also found the net in U.S. Open Cup play, contributing the game-winning penalty kick in a 3-0 win against the Richmond Kickers.

HOME DEPOT NTC BEGINS TO TAKE SHAPE

On Tuesday, July 9, the Anschutz Entertainment Group and The Home Depot announced a 10-year partnership surrounding the multi-sport National Training Center (NTC) being constructed on the campus of California State University, Dominguez Hills (CSUDH). In addition to becoming the facility's title sponsor, the

world's largest home improvement retailer will also support the construction of the 85-acre sports campus that includes a 27,000-seat soccer stadium that will serve as the home of the Los Angeles Galaxy beginning next season.

The multi-million dollar sponsorship agreement, which is the largest-ever for both a multi-facility training center and a sports venue not dedicated to a singular professional team, further bolsters a facility that will host both the MLS Cup and MLS All-Star Game in 2003.

PLENTY OF FIREWORKS ON JULY 4th

Bolstered by huge crowds in Colorado (61,213) and Los Angeles (55,234), five Independence Day MLS contests combined to average crowds of more than 32,000. Those who turned out to celebrate soccer and the birth of America were not disappointed as Colorado forward Chris Carrieri netted a second half hat trick and the Galaxy's Carlos Ruiz bagged two goals in exciting wins for their teams against Chicago and San Jose respectively.

JULY CLUB RECORDS

TEAM	July	GF-GA	PTS
Kansas City Wizards	4-1-2	13-10	14
Chicago Fire	3-2-2	10-7	11
Los Angeles Galaxy	3-1-1	9-6	10
Columbus Crew	3-3-1	12-13	10
New England Revolution	3-3-0	14-12	9
San Jose Earthquakes	3-3-0	9-6	9
MetroStars	3-4-0	14-17	9
Colorado Rapids	2-2-2	11-12	8
Dallas Burn	2-2-2	7-9	8
D.C. United	0-5-2	2-9	2

MLS STANDINGS – Wednesday, July 30, 2002

Eastern Conference							
TEAM	GP	W	L	T	PTS	GF	GA
MetroStars	21	9	10	2	29	35	34
Chicago Fire	20	8	8	4	28	30	25
Columbus Crew	21	8	9	4	28	30	33
New England Revolution	20	7	12	1	22	35	42
D.C. United	20	6	11	3	21	19	27

Western Conference							
TEAM	GP	W	L	T	PTS	GF	GA
San Jose Earthquakes	21	12	7	2	38	34	20
Kansas City Wizards	21	8	6	7	31	31	30
Dallas Burn	20	8	5	7	31	28	27
Colorado Rapids	21	9	9	3	30	31	36
Los Angeles Galaxy	19	9	7	3	30	27	26

2002 MLS SEASON IN REVIEW - AUGUST

BUDDLE BLITZ

Columbus Crew forward Edson Buddle received Player of the Month honors in August. The second-year player from New Rochelle, NY registered 10 points during the month, scoring four goals and adding two assists to help Columbus surge to the top of the Eastern Conference.

The 21-year-old was placed in the starting lineup after U.S. World Cup Team forward Brian McBride suffered a sprained ankle during a Lamar Hunt U.S. Open Cup Quarterfinal victory against the MetroStars on August 7. Buddle made the most of his opportunity, fashioning a three-game point streak to help the Crew earn wins against Los Angeles and Kansas City.

Making a claim for a spot on the 2004 U.S. Olympic Team, Buddle began the month by scoring the Crew's lone goal in a 2-1 road loss at Colorado. He followed that with another performance against the Galaxy, netting a 28th minute goal that would prove important in an eventual 3-2 home win. Four days later, Buddle single-handedly decimated Kansas City by scoring twice while drawing two assists in a 4-0 victory.

WET AND WILD FOR MLS ALL-STARS AT RFK

In the 2002 Pepsi MLS All-Star Game at RFK Stadium in Washington, D.C., the MLS All-Stars weathered a drenching thunderstorm that halted play for nearly an hour and beat the United States Men's National Team 3-2. D.C. United midfielder Marco Etcheverry was named Honda All-Star MVP following his brilliant display of skill that resulted in one of the better goals in MLS All-Star history. "El Diablo" received a pass from his Joselito Vaca, Etcheverry's heir to the no. 10 jersey for Boliva, measured charging goalkeeper Juergen Sommer carefully and deftly chipped a left-footed shot into the net. Etcheverry's momentum-changing goal in the 72nd minute gave the MLS All-Stars a 2-1 lead and set the stage for a fast-paced finish that featured two goals in the final 14 minutes. Despite the torrential downpour, more than 31,000 turned out to see the match designed to celebrate the accomplishments of American soccer.

STREAK SNAPPER IN SAN JOSE

In a match between San Jose and D.C., on August 17, 2002, two notable streaks were snapped in one day after the game finished in a 2-2 tie. Ending that day was the Quakes' 12-game regular season home winning streak and D.C. United's 536-minute scoreless stretch.

San Jose's string of regular season home dominance dated back to August 25, 2001, having surpassed the nine-game streaks posted by Colorado, Columbus, Los Angeles and most recently the Miami Fusion.

For D.C. United, the club's stretch of offensive futility came mercifully to an end when 19-year old forward Eliseo Quintanilla found the back of the net in the game's fifth minute for his first career MLS goal. The 536-minute streak is the longest ever by a team in a single MLS season. The Kansas City Wizard (637 min. from 9/5/98 to 4/10/99) and the Colorado Rapids (563 min. from 9/18/99 to 3/18/00) compiled their streaks over the course of two regular season campaigns.

KEEPING UP WITH JONES

With his own brand of U.S. World Cup Team flair, the Los Angeles Galaxy's Cobi Jones displayed his own post World Cup heroics as he helped lead the Galaxy to a four victories in August. Jones started the month on the right foot, netting two goals in a win against New England on August 10. The perennial MLS All-Star followed that up with a three assist performance in a road win against Colorado a week later. Jones capped his month with a two-assist performance against the MetroStars in a 3-0 win on August 31. That victory allowed the Galaxy to clinch a playoff berth for the seventh straight season, a mark only equaled by the Dallas Burn.

AUGUST CLUB RECORDS

TEAM	August	GF-GA	PTS
Los Angeles Galaxy	4-2-0	13-6	12
Dallas Burn	3-1-0	8-5	9
Columbus Crew	2-1-1	8-4	7
New England Revolution	2-2-1	6-6	7
Colorado Rapids	2-2-0	6-8	6
Chicago Fire	2-3-0	10-8	6
D.C. United	1-1-2	6-5	5
San Jose Earthquakes	1-2-1	7-10	4
Kansas City Wizards	1-3-1	4-12	4
MetroStars	1-2-0	2-6	3

MLS STANDINGS - Saturday, August 31, 2002

Eastern Conference							
TEAM	GP	W	L	T	PTS	GF	GA
Columbus Crew	25	10	10	5	35	38	37
Chicago Fire	25	10	11	4	34	40	33
MetroStars	24	10	12	2	32	37	40
N.E. Revolution	25	9	14	2	29	41	48
D.C. United	24	7	12	5	26	25	32
Western Conference							
TEAM	GP	W	L	T	PTS	GF	GA
X San Jose Earthquakes	25	13	9	3	42	41	30
X Los Angeles Galaxy	25	13	9	3	42	40	32
X Dallas Burn	24	11	6	7	40	36	32
Colorado Rapids	25	11	11	3	36	37	44
Kansas City Wizards	26	9	9	8	35	35	42

X = Clinched playoff berth

2002 MLS SEASON IN REVIEW - SEPTEMBER

DASH TO THE PLAYOFFS

It was an unprecedented stretch run in the MLS regular season as for the first time in League history there were three spots up for grabs and every team was still in the running for a postseason spot in the final weekend of the regular season.

D.C. United, which made an improbable late run at the playoffs, tripped up at the final hurdle in a dramatic 4-3 loss against Dallas. One day later the Kansas City Wizards became the fifth and final team Western Conference team to qualify for the postseason after a 1-1 tie against Colorado. On Sept. 21 the L.A. Galaxy clinched the Western Conference championship and No. 1 playoff seed with a 1-0 victory over the San Jose Earthquakes. Also on the Saturday, the New England Revolution capped off a dramatic 5-0-1 end-of-season run with a 3-0 whitewashing of the MetroStars, who lost seven of their last nine games. Following the Chicago Fire's 2-1 win against Columbus on Sunday, Sept. 22, the Revolution were crowned Eastern Conference champions while the MetroStars were eliminated.

The Budweiser Scoring race also had a dramatic finish as the Revolution's Taylor Twellman (23g, 6a) won the crown by three points. Twellman's eight goals and two assists in his last six matches took him ahead of the Galaxy's Carlos Ruiz (24g, 1a), who also lit it up with eight goals in his last six games.

U.S. RANKED NO. 8 IN THE WORLD

The U.S. National Team moved into the No. 8 spot in the FIFA World Rankings, the highest ranking ever registered by the United States. Bruce Arena's national team placed better than traditional powers England (No. 9) and Italy (No. 10).

The U.S. began the year ranked 24th and moved to 11th in July after reaching the World Cup quarterfinals, where it lost to Germany, 1-0. The U.S. then broke into the top 10 for the first time in August when it was tied with Italy for ninth.

CREW, GALAXY IN OPEN CUP FINAL

For the third consecutive season the Lamar Hunt U.S. Open Cup semifinals were an all-MLS affair. The first semifinal was played on Sept. 3 at Titan Stadium in Fullerton, California where the Los Angeles Galaxy dominated the visiting Dallas Burn 4-1. The Galaxy will defend their 2001 title against the Columbus Crew, who defeated the Kansas City Wizards in dramatic fashion coming back from 2-0 down and capturing a 3-2 overtime result. The two teams will meet at Columbus Crew Stadium on Oct. 24 at 7:00 p.m. ET.

RAMOS PLAYS LAST GAME

Legendary MetroStars midfielder Tab Ramos played in the final MLS game of his career on Sept. 21, as he celebrated his 36th birthday. In his seventh and final season with the MetroStars, Ramos came off the field in tears after a 3-0 blanking at the hands of the New England Revolution at Gillette Stadium. The Kearny, New Jersey native announced his retirement at a May 14 press conference at his high school alma mater St. Benedict's Prep in Newark, NJ. He appeared in three World Cups for the U.S. National Team and earned 81 caps during an international career which kicked off in 1988. Ramos, who also played in Mexico and Spain before the start of MLS, was the first player signed by the League in 1995. He will go down in history as the first true No. 10 playmaker in U.S. history.

SEPTEMBER CLUB RECORDS

TEAM	September	GF-GA	PTS
New England Revolution	3-0-0	8-0	9
Los Angeles Galaxy	3-0-0	4-1	9
Colorado Rapids	2-0-1	6-4	7
D.C. United	2-3-0	9-12	6
Columbus Crew	1-2-0	6-6	3
San Jose Earthquakes	1-2-0	4-5	3
Chicago Fire	1-2-0	3-5	3
MetroStars	1-3-0	4-7	3
Dallas Burn	1-3-0	7-11	3
Kansas City Wizards	0-1-1	2-3	1

FINAL MLS STANDINGS - Sunday, September 22

Eastern Conference							
TEAM	GP	W	L	T	PTS	GF	GA
Y N.E. Revolution	28	12	14	2	38	49	49
X Columbus Crew	28	11	12	5	38	44	43
X Chicago Fire	28	11	13	4	37	43	38
# MetroStars	28	11	15	2	35	41	47
# D.C. United	28	9	14	5	32	31	40
Western Conference							
TEAM	GP	W	L	T	PTS	GF	GA
XY Los Angeles Galaxy	28	16	9	3	51	44	33
X San Jose Earthquakes	28	14	11	3	45	45	35
X Dallas Burn	28	12	9	7	43	44	43
X Colorado Rapids	28	13	11	4	43	43	48
X Kansas City Wizards	28	9	10	9	36	37	45

Y = Conference Champion; X = Clinched playoff berth;
= Eliminated from playoff contention



FINAL 2002 MLS REGULAR SEASON STATISTICS

FINAL LEAGUE STANDINGS - Monday, September 23, 2002

Eastern Conference TEAM	GP	W	L	T	PTS	GF	GA	STREAKS	LAST 10
xy N.E. Revolution	28	12	14	2	38	49	49	Won 3	6-3-1
x Columbus Crew	28	11	12	5	38	44	43	Lost 1	5-4-1
x Chicago Fire	28	11	13	4	37	43	38	Won 1	4-5-1
z MetroStars	28	11	15	2	35	41	47	Lost 3	3-7-0
z D.C. United	28	9	14	5	32	31	40	Lost 1	3-4-3

Western Conference TEAM	GP	W	L	T	PTS	GF	GA	STREAKS	LAST 10
xy L.A. Galaxy	28	16	9	3	51	44	33	Won 4	8-2-0
x S.J. Earthquakes	28	14	11	3	45	45	35	Lost 2	4-5-1
x Dallas Burn	28	12	9	7	43	44	43	Won 1	4-5-1
x Colorado Rapids	28	13	11	4	43	43	48	Tied 1	5-2-3
x Kansas City Wizards	28	9	10	9	36	37	45	Tied 1	3-5-2

x = Clinched playoff berth
 y = Conference Champion
 z = Eliminated from playoff contention

Notes:
 NE wins first tiebreaker vs. CLB (head-to-head: 2-1-1)
 DAL wins first tiebreaker vs. COL (head-to-head: 2-1-1)

PLAYOFF BRACKET

Bracket 1
 Quarterfinals
 (1) Los Angeles Galaxy vs. (8) Kansas City Wizards
 (4) Dallas Burn vs. (5) Colorado Burn

Bracket 2
 Quarterfinals
 (2) New England Revolution vs. (7) Chicago Fire
 (3) San Jose Earthquakes vs. (6) Columbus Crew

Semifinals
 Winner of (1-8) vs. Winner of (4-5)
 Winner of (2-7) vs. Winner of (3-6)

Saturday, October 5 - Game 1
 Wednesday, October 9 - Game 2
 Saturday, October 12 - Game 3 (if necessary)

* Played for more than one team - Most Recent Team Listed

BUDWEISER LEADING SCORERS

NAME	TEAM(S)	GAMES	GOALS	ASSISTS	POINTS
1 Taylor Twellman	NE	28	23	6	52
2 Carlos Ruiz	LA	26	24	1	49
3 Jeff Cunningham	CLB	27	16	5	37
4 Ante Razov	CHI	25	14	8	36
5 Ariel Graziani	SJ	28	14	5	33
6 Mark Chung	COL	27	11	10	32
7 Jason Kreis	DAL	27	13	4	30
8 Mamadou Diallo	MET*	24	12	5	29
Steve Ralston	NE	27	5	19	29
Rodrigo Faria	MET	28	12	5	29
Chris Henderson	COL	28	11	7	29

MLS CUP PLAYOFF TABLE - September 23, 2002

Overall Standings (top 8 teams qualify)										
SD	TEAM	GP	W	L	T	PTS	GF	GA		
1.	xy Los Angeles Galaxy	28	16	9	3	51	44	33		
2.	xy N.E. Revolution	28	12	14	2	38	49	49		
3.	x San Jose Earthquakes	28	14	11	3	45	45	35		
4.	x Dallas Burn	28	12	9	7	43	44	43		
5.	x Colorado Rapids	28	13	11	4	43	43	48		
6.	x Columbus Crew	28	11	12	5	38	44	43		
7.	x Chicago Fire	28	11	13	4	37	43	38		
8.	x Kansas City Wizards	28	9	10	9	36	37	45		
	z MetroStars	28	11	15	2	35	41	47		
	z D.C. United	28	9	14	5	32	31	40		

x = Clinched playoff berth
 y = Conference Champion
 z = Eliminated from playoff contention

Notes:
 NE wins first tiebreaker vs. CLB (head-to-head: 2-1-1)
 DAL wins first tiebreaker vs. COL (head-to-head: 2-1-1)

Sunday, October 20, 2002
 MLS Cup 2002, FoxBoro, MA, 1:30 pm - ABC

UPCOMING MLS CUP PLAYOFF SCHEDULE (all times ET)

Wednesday, September 25
 (5) Colorado at (4) Dallas, 8:30 PM
 (6) Columbus at (3) San Jose, 10:00 PM
 (8) Kansas City at (1) Los Angeles, 10:30 PM
 Thursday, September 26, 2002
 (7) Chicago at (2) New England, 7:30 PM - ESPN2
 Saturday, September 28
 (3) San Jose at (6) Columbus, 7:30 PM
 (1) Los Angeles at (8) Kansas City, 8:00 PM
 (4) Dallas at (5) Colorado, 9:00 PM
 Sunday, September 29
 (2) New England at (7) Chicago, 7:00 PM
 Wednesday, October 2
 Game Three (if necessary) for all series

GOALKEEPING LEADERS (Minimum 1,000 minutes)

NAME	TEAM(S)	GP	MIN	SHTS	SVS	C/P	GA	GAA	Record	SO
1 Kevin Hartman	LA	18	1648	108	83	49	20	1.09	11-6-1	5
Jon Busch	CLB	14	1236	80	63	55	15	1.09	8-3-2	5
3 Joe Cannon	SJ	26	2375	136	100	99	29	1.10	13-10-3	8
4 Zach Thornton	CHI	27	2483	164	124	83	34	1.23	10-13-4	7
5 Adin Brown	NE	16	1460	102	72	54	20	1.23	9-6-1	5
6 Tony Meola	KC	17	1519	88	65	43	21	1.24	6-5-5	3
7 Nick Rimando	DC	28	2588	183	131	85	40	1.39	9-14-5	7
8 Matt Jordan	DAL	27	2511	158	109	93	42	1.51	12-9-6	3
9 Scott Garlick	COL	15	1374	92	61	58	24	1.57	6-7-2	4
10 Tim Howard	MET	27	2463	195	140	115	44	1.61	11-14-2	4

TEAM ATTENDANCE TOTALS

TEAM	OVERALL RECORD	GAMES	HOME TOTAL	AVERAGE	GAMES	ROAD TOTAL	AVERAGE
Colorado Rapids	13-11-4	14	289,663	20,690	14	180,590	12,899
Los Angeles Galaxy	16-9-3	14	266,664	19,047	14	221,462	15,819
MetroStars	11-15-2	14	254,174	18,155	14	204,090	14,578
Columbus Crew	11-12-5	14	243,999	17,429	14	217,611	15,544
N.E. Revolution	12-14-2	14	236,973	16,927	14	201,853	14,418
D.C. United	9-14-5	14	231,264	16,519	14	235,950	16,854
Dallas Burn	12-9-7	14	183,702	13,122	14	181,851	12,989
Chicago Fire	11-13-4	14	180,908	12,922	14	291,078	20,791
Kansas City Wizards	9-10-9	14	171,568	12,255	14	207,451	14,818
San Jose Earthquakes	14-11-3	14	156,104	11,150	14	273,083	19,506
OVERALL		140	2,215,019	15,822			

GOAL-SCORING TOTALS

TEAM	OVERALL RECORD	GOALS TOTAL	FOR AVG	GOALS AGAINST TOTAL	AGAINST AVG
N.E. Revolution	12-14-2	49	1.75	49	1.75 (10th)
San Jose Earthquakes	14-11-3	45	1.61	35	1.25 (2nd)
Columbus Crew	11-12-5	44	1.57	43	1.54 (5th)
Dallas Burn	12-9-7	44	1.57	43	1.54 (5th)
Los Angeles Galaxy	16-9-3	44	1.57	33	1.18 (1st)
Colorado Rapids	13-11-4	43	1.54	48	1.71 (9th)
Chicago Fire	11-13-4	43	1.54	38	1.36 (3rd)
MetroStars	11-15-2	41	1.46	47	1.68 (8th)
Kansas City Wizards	9-10-9	37	1.32	45	1.61 (7th)
D.C. United	9-14-5	31	1.11	40	1.43 (4th)
OVERALL		421	3.01 goals per game		

POINTS PER GAME

NAME	TEAM(S)	MIN.	G	A	PTS	PTS PER 90 MIN
1 Taylor Twellman	NE	2418	23	6	52	1.94
2 Carlos Ruiz	LA	2376	24	1	49	1.86
3 Jeff Cunningham	CLB	1962	16	5	37	1.70
4 Mamadou Diallo	MET*	1623	12	5	29	1.61
5 Edson Buddle	CLB	1304	9	5	23	1.59
6 Ante Razov	CHI	2120	14	8	36	1.53
7 Chris Carrieri	COL	1830	11	5	27	1.33
8 Ariel Graziani	SJ	2289	14	5	33	1.30
9 Dario Fabbro	KC	1116	6	3	15	1.21
10 Mark Chung	COL	2401	11	10	32	1.20

GOAL-SCORING LEADERS

NAME	TEAM(S)	GAMES	GOALS
1 Carlos Ruiz	LA	26	24
2 Taylor Twellman	NE	28	23
3 Jeff Cunningham	CLB	27	16
4 Ante Razov	CHI	25	14
Ariel Graziani	SJ	28	14
6 Jason Kreis	DAL	27	13
7 Mamadou Diallo	MET*	24	12
Rodrigo Faria	MET	28	12
9 Chris Carrieri	COL	25	11
Mark Chung	COL	27	11
Chris Henderson	COL	28	11

ASSIST LEADERS

NAME	TEAM(S)	GAMES	ASTS
1 Steve Ralston	NE	27	19
2 Carlos Valderrama	COL	27	16
3 Andy Williams	MET*	24	15
4 Cobi Jones	LA	19	13
5 Preki	KC	25	10
Simon Elliott	LA	26	10
Antonio Martinez	DAL	26	10
Mark Chung	COL	27	10
9 Joselito Vaca	DAL	25	9
Ramiro Corrales	SJ	28	9

SHOT LEADERS

NAME	TEAM(S)	GAMES	SHOTS
1 Ante Razov	CHI	25	115
2 Carlos Ruiz	LA	26	100
3 Taylor Twellman	NE	28	92
4 Rodrigo Faria	MET	28	90
5 Preki	KC	25	84

SHOT ON GOAL LEADERS

NAME	TEAM(S)	GAMES	SHOTS
1 Taylor Twellman	NE	28	58
2 Ante Razov	CHI	25	56
Carlos Ruiz	LA	26	56
4 Mamadou Diallo	MET*	24	51
5 Rodrigo Faria	MET	28	49

GAME-WINNING GOAL LEADERS

NAME	TEAM(S)	GAMES	GWG
1 Carlos Ruiz	LA	26	9
2 Ariel Graziani	SJ	28	6
3 Chris Carrieri	COL	25	5
Jason Kreis	DAL	27	5
Taylor Twellman	NE	28	5

GAME-WINNING ASSIST LEADERS

NAME	TEAM(S)	GAMES	GWA
1 Carlos Valderrama	COL	27	6
2 Simon Elliott	LA	26	5
Steve Ralston	NE	27	5
4 Cobi Jones	LA	19	4
Andy Williams	MET*	24	4
Oscar Pareja	DAL	24	4
Joselito Vaca	DAL	25	4
Ante Razov	CHI	25	4
Dwayne DeRosario	SJ	27	4

HAT TRICK LEADERS

NAME	TEAM(S)	GAMES	HATS
1 Mamadou Diallo	MET*	24	1
Chris Carrieri	COL	25	1
Ante Razov	CHI	25	1
Carlos Ruiz	LA	26	1
Bobby Rhine	DAL	27	1
Taylor Twellman	NE	28	1

BLOCK LEADERS

NAME	TEAM(S)	GAMES	BLOCKS
1 Robin Fraser	COL	28	5
2 Carlos Llamosa	NE	14	4
Tenywa Bonseu	DAL	27	4
Leo Cullen	NE	28	4
5 Pablo Mastroeni	COL	15	3
Ryan Nelsen	DC	20	3
Wade Barrett	SJ	28	3
Chris Henderson	COL	28	3

FOULS COMMITTED LEADERS

NAME	TEAM(S)	GAMES	FOULS
1 Carlos Ruiz	LA	26	71
2 Oscar Pareja	DAL	24	64
3 Ramiro Corrales	SJ	28	59
4 Richie Williams	DC	26	57
Brian Maisonneuve	CLB	26	57
Jesse Marsch	CHI	28	57

FOULS SUFFERED LEADERS

NAME	TEAM(S)	GAMES	FS
1 Taylor Twellman	NE	28	87
2 Andy Williams	MET*	24	86
3 DaMarcus Beasley	CHI	19	83
4 Richard Mulrooney	SJ	26	73
5 Carlos Ruiz	LA	26	71

OFFSIDE LEADERS

NAME	TEAM(S)	GAMES	OFF
1 Mamadou Diallo	MET*	24	54
2 Jeff Cunningham	CLB	27	40
3 Carlos Ruiz	LA	26	38
4 Ante Razov	CHI	25	35
5 Dwayne DeRosario	SJ	27	34

CORNER KICK LEADERS

NAME	TEAM(S)	GAMES	CKS
1 Marco Etcheverry	DC	24	139
2 Richard Mulrooney	SJ	26	129
3 Simon Elliott	LA	26	82
4 Steve Ralston	NE	27	69
5 Cobi Jones	LA	19	68

CAUTION LEADERS

NAME	TEAM(S)	GAMES	CAUT
1 Joe Franchino	NE	23	9
Marco Etcheverry	DC	24	9
Rick Titus	COL	25	9
Jimmy Conrad	SJ	25	9
Carlos Ruiz	LA	26	9
6 Chad McCarty	CLB	18	8
Richie Williams	DC	26	8

EJECTIONS LEADERS

NAME	TEAM(S)	GAMES	EJECT
1 Tony Meola	KC	17	2
Chad McCarty	CLB	18	2
3 40 players			1

GAMES PLAYED LEADERS

NAME	TEAM(S)	GAMES PLAYED
1 Wade Barrett	SJ	28
Chris Brown	KC	28
Ramiro Corrales	SJ	28
Leo Cullen	NE	28
Rodrigo Faria	MET	28
Robin Fraser	COL	28
Ariel Graziani	SJ	28
Chris Henderson	COL	28
Daniel Hernandez	NE*	28
Jesse Marsch	CHI	28
Nick Rimando	DC	28
Taylor Twellman	NE	28

GAMES STARTED STREAK LEADERS

NAME	TEAM	GAMES STARTED	START DATE	END DATE
1 Wade Barrett	SJ	28	03/23/02	
Chris Henderson	COL	28	03/23/02	
Jesse Marsch	CHI	28	03/23/02	
Nick Rimando	DC	28	03/23/02	
5 Tenywa Bonseu	DAL	27	03/23/02	
Mark Chung	COL	27	03/23/02	
Ronnie Ekelund	SJ	27	03/23/02	
Nick Garcia	KC	27	03/23/02	
Tim Howard	MET	27	03/23/02	
Mike Petke	MET	27	03/23/02	
Steve Ralston	NE	27	03/23/02	
Carlos Valderrama	COL	27	03/23/02	
Kerry Zavagnin	KC	27	03/23/02	

MINUTES PLAYED LEADERS

NAME	TEAM(S)	MINUTES PLAYED
1 Nick Rimando	DC	2588
2 Jesse Marsch	CHI	2557
3 Wade Barrett	SJ	2555
4 Matt Jordan	DAL	2511
5 Nick Garcia	KC	2499

POINT STREAK LEADERS

NAME	TEAM	STREAK GAMES	START DATE	END DATE
1 Chris Henderson	COL	6	07/07/02	08/17/02
Cobi Jones	LA	6	07/13/02	08/21/02
Steve Ralston	NE	6	07/04/02	08/10/02
Taylor Twellman	NE	6	04/20/02	06/01/02
5 Mark Chung	COL	5	08/24/02	
Jeff Cunningham	CLB	5	05/04/02	06/12/02
Ariel Graziani	SJ	5	06/01/02	07/04/02
Jason Kreis	DAL	5	04/06/02	05/11/02
Preki	KC	5	03/23/02	05/11/02
Ante Razov	CHI	5	08/14/02	09/14/02
Taylor Twellman	NE	5	07/04/02	07/27/02
Carlos Valderrama	COL	5	08/24/02	

GOAL STREAK LEADERS

NAME	TEAM	STREAK GAMES	START DATE	END DATE
1 Taylor Twellman	NE	6	04/20/02	06/01/02
2 Jason Kreis	DAL	5	04/06/02	05/11/02
3 Mamadou Diallo	MET	4	06/29/02	07/27/02
Carlos Ruiz	LA	4	08/31/02	
Carlos Ruiz	LA	4	03/23/02	04/27/02

ASSIST STREAK LEADERS

NAME	TEAM	STREAK GAMES	START DATE	END DATE
1 Steve Ralston	NE	5	07/06/02	08/10/02
Carlos Valderrama	COL	5	08/24/02	
3 Mark Chung	COL	3	06/26/02	07/13/02
Ronnie Ekelund	SJ	3	06/22/02	07/07/02
Cobi Jones	LA	3	07/13/02	08/10/02
Steve Ralston	NE	3	03/23/02	04/27/02
Tab Ramos	MET	3	05/18/02	06/26/02
Ante Razov	CHI	3	08/24/02	09/14/02
Taylor Twellman	NE	3	07/13/02	07/27/02
Carlos Valderrama	COL	3	06/26/02	07/13/02
Brian West	CLB	3	07/24/02	08/10/02

GOALKEEPER WIN (Includes OT) LEADERS

NAME	TEAM (S)	GAMES	WON
1 Joe Cannon	SJ	26	13
2 Matt Jordan	DAL	27	12
3 Kevin Hartman	LA	18	11
Tim Howard	MET	27	11
5 Zach Thornton	CHI	27	10

GOALKEEPER LOSS (Includes OT) LEADERS

NAME	TEAM (S)	GAMES	LOST
1 Tim Howard	MET	27	14
Nick Rimando	DC	28	14
3 Zach Thornton	CHI	27	13
4 Joe Cannon	SJ	26	10
5 Tom Presthus	CLB	15	9
Matt Jordan	DAL	27	9

GOALKEEPER OVERTIME WIN LEADERS

NAME	TEAM (S)	GAMES	WON
1 Matt Reis	LA	11	3
Matt Jordan	DAL	27	3
3 Zach Thornton	CHI	27	2
Nick Rimando	DC	28	2
5 Jon Busch	CLB	14	1
Scott Garlick	COL	15	1
Joe Cannon	SJ	26	1
Tim Howard	MET	27	1

GOALKEEPER OVERTIME LOSS LEADERS

NAME	TEAM (S)	GAMES	LOST
1 Kevin Hartman	LA	18	3
2 Tom Presthus	CLB	15	2
Nick Rimando	DC	28	2
4 David Kramer	COL	13	1
Bo Oshoniyi	KC	13	1
Jon Busch	CLB	14	1
Adin Brown	NE	16	1
Tony Meola	KC	17	1
Zach Thornton	CHI	27	1
Tim Howard	MET	27	1

GOALKEEPER MINUTES LEADERS

NAME	TEAM (S)	GAMES	MIN
1 Nick Rimando	DC	28	2588
2 Matt Jordan	DAL	27	2511
3 Zach Thornton	CHI	27	2483
4 Tim Howard	MET	27	2463
5 Joe Cannon	SJ	26	2375

STANDINGS - CONFERENCE PLAY

TEAM	Eastern Conference				Non-Conference			
	W	L	T	PCT	W	L	T	PCT
Chicago Fire	9	4	3	0.656	2	9	1	0.208
Columbus Crew	7	7	2	0.500	4	5	3	0.458
N.E. Revolution	7	7	2	0.500	5	7	0	0.417
MetroStars	7	9	0	0.438	4	6	2	0.417
D.C. United	5	8	3	0.406	4	6	2	0.417

TEAM	Western Conference				Non-Conference			
	W	L	T	PCT	W	L	T	PCT
Los Angeles Galaxy	8	5	3	0.594	8	4	0	0.667
Colorado Rapids	7	6	3	0.531	6	5	1	0.542
San Jose Earthquakes	8	8	0	0.500	6	3	3	0.625
Dallas Burn	4	6	6	0.438	8	3	1	0.708
Kansas City Wizards	4	6	6	0.438	5	4	3	0.542

TEAM TOTALS

TEAM	GP	G	A	SHT	SOG	PG	PA	BK	FC	FS	OF	CK	C	E
Chicago Fire	28	43	54	380	165	2	4	6	472	479	73	147	58	3
Colorado Rapids	28	43	63	369	161	6	6	11	469	390	87	129	63	3
Columbus Crew	28	44	60	375	155	3	3	6	482	470	93	126	60	4
Dallas Burn	28	44	58	403	182	3	3	7	470	411	91	171	57	4
D.C. United	28	31	40	334	164	1	4	12	492	442	99	185	69	4
Kansas City Wizards	28	37	49	403	176	4	6	3	362	442	92	152	47	6
Los Angeles Galaxy	28	44	68	401	198	3	5	6	456	407	68	161	53	5
MetroStars	28	41	52	383	174	6	9	12	445	515	87	151	60	9
N.E. Revolution	28	49	62	368	184	3	4	17	463	425	64	145	50	3
San Jose Earthquakes	28	45	59	372	177	2	3	8	448	383	75	158	55	3

GOALKEEPER SAVE LEADERS

NAME	TEAM (S)	GAMES	SVS
1 Tim Howard	MET	27	140
2 Nick Rimando	DC	28	131
3 Zach Thornton	CHI	27	124
4 Matt Jordan	DAL	27	109
5 Joe Cannon	SJ	26	100

GOALKEEPER CATCH/PUNCH LEADERS

NAME	TEAM (S)	GAMES	C/P
1 Tim Howard	MET	27	115
2 Joe Cannon	SJ	26	99
3 Matt Jordan	DAL	27	93
4 Nick Rimando	DC	28	85
5 Zach Thornton	CHI	27	83

GOALKEEPER SHUTOUT LEADERS

NAME	TEAM (S)	GAMES	SHT
1 Joe Cannon	SJ	26	8
2 Zach Thornton	CHI	27	7
Nick Rimando	DC	28	7
4 Jon Busch	CLB	14	5
Adin Brown	NE	16	5
Kevin Hartman	LA	18	5

GOALKEEPER SAVE PERCENTAGE LEADERS

NAME	TEAM	GAMES	SVS	SOG	SV %
1 Jon Busch	CLB	14	63	80	0.788
2 Kevin Hartman	LA	18	83	108	0.769
3 Zach Thornton	CHI	27	124	164	0.756
4 Tony Meola	KC	17	65	88	0.739
5 Joe Cannon	SJ	26	100	136	0.735

GOALKEEPER SAVE AVERAGE LEADERS

NAME	TEAM	SVS	MIN	AVG.
1 Tim Howard	MET	140	2463	5.12
2 Tom Presthus	CLB	73	1365	4.81
3 Jon Busch	CLB	63	1236	4.59
4 Nick Rimando	DC	131	2588	4.56
5 Kevin Hartman	LA	83	1648	4.53

GOALKEEPER SAVE RATIO LEADERS

NAME	TEAM	GAMES	SVS	GA	SV RAT.
1 Jon Busch	CLB	14	63	15	4.20
2 Kevin Hartman	LA	18	83	20	4.15
3 Zach Thornton	CHI	27	124	34	3.65
4 Adin Brown	NE	16	72	20	3.60
5 Joe Cannon	SJ	26	100	29	3.45

GOALKEEPER WIN STREAK LEADERS

NAME	TEAM	STREAK GAMES	START DATE	END DATE
1 Adin Brown	NE	5	08/24/02	
2 Jon Busch	CLB	4	04/27/02	07/27/02
Kevin Hartman	LA	4	08/31/02	
Tony Meola	KC	4	07/04/02	08/14/02
Matt Reis	LA	4	03/23/02	05/18/02
6 Jon Busch	CLB	3	07/31/02	09/07/02
Joe Cannon	SJ	3	04/20/02	05/18/02
Kevin Hartman	LA	3	07/13/02	08/14/02
Matt Jordan	DAL	3	06/29/02	07/20/02
Matt Jordan	DAL	3	05/18/02	06/22/02

TEAM TOTALS (RANK WITHIN CATEGORY)

TEAM	G	A	SHT	SOG	BK	FC	FS	OF	CK	C	E
Chicago Fire	(6)	(7)	(5)	(7)	(7)	(3)	(2)	(8)	(7)	(5)	(7)
Colorado Rapids	(6)	(2)	(8)	(9)	(4)	(5)	(9)	(5)	(9)	(2)	(7)
Columbus Crew	(3)	(4)	(6)	(10)	(7)	(2)	(3)	(2)	(10)	(3)	(4)
Dallas Burn	(3)	(6)	(1)	(3)	(6)	(4)	(7)	(4)	(2)	(6)	(4)
D.C. United	(10)	(10)	(10)	(8)	(2)	(1)	(4)	(1)	(1)	(1)	(4)
Kansas City Wizards	(9)	(9)	(1)	(5)	(10)	(10)	(4)	(3)	(5)	(10)	(2)
Los Angeles Galaxy	(3)	(1)	(3)	(1)	(7)	(7)	(8)	(9)	(3)	(8)	(3)
MetroStars	(8)	(8)	(4)	(6)	(2)	(9)	(1)	(5)	(6)	(3)	(1)
N.E. Revolution	(1)	(3)	(9)	(2)	(1)	(6)	(6)	(10)	(8)	(9)	(7)
San Jose Earthquakes	(2)	(5)	(7)	(4)	(5)	(8)	(10)	(7)	(4)	(7)	(7)

TEAM STANDINGS - HOME & AWAY PLAY

HOME RECORDS					AWAY RECORDS				
TEAM	W	L	T	PCT	TEAM	W	L	T	PCT
San Jose Earthquakes	12	1	1	0.893	MetroStars	7	7	0	0.500
Los Angeles Galaxy	11	1	2	0.857	Dallas Burn	4	5	5	0.464
Colorado Rapids	9	3	2	0.714	Chicago Fire	6	8	0	0.429
D.C. United	8	4	2	0.643	N.E. Revolution	5	7	2	0.429
Dallas Burn	8	4	2	0.643	Columbus Crew	5	8	1	0.393
Kansas City Wizards	7	4	3	0.607	Los Angeles Galaxy	5	8	1	0.393
Columbus Crew	6	4	4	0.571	Colorado Rapids	4	8	2	0.357
N.E. Revolution	7	7	0	0.500	Kansas City Wizards	2	6	6	0.357
Chicago Fire	5	5	4	0.500	San Jose Earthquakes	2	10	2	0.214
MetroStars	4	8	2	0.357	D.C. United	1	10	3	0.179

OVERALL WIN-LOSS BREAKDOWN

TEAM	REGULATION		OVERTIME		AGGREGATE GOALS	
	HOME	ROAD	HOME	ROAD	HOME	ROAD
San Jose Earthquakes	11-1	2-10	1-0-1	0-0-2	33-12	12-23
Los Angeles Galaxy	9-0	4-6	2-1-2	1-2-1	27-10	17-23
Colorado Rapids	9-3	3-7	0-0-2	1-1-2	30-19	13-29
Kansas City Wizards	7-3	2-5	0-1-3	0-1-6	22-21	15-24
N.E. Revolution	7-6	5-7	0-1-0	0-0-2	26-22	23-27
Columbus Crew	6-3	4-6	0-1-4	1-2-1	17-15	27-28
D.C. United	6-3	1-9	2-1-2	0-1-3	25-20	6-20
Dallas Burn	6-4	3-5	2-0-2	1-0-5	22-15	22-28
Chicago Fire	4-5	5-7	1-0-4	1-1-0	23-19	20-19
MetroStars	4-7	6-7	0-1-2	1-0-0	21-22	20-25

TEAM vs TEAM RECORDS

	vs CHI	vs COL	vs CLB	vs DAL	vs DC	vs KC	vs LA	vs MET	vs NE	vs SJ
Chicago Fire	----	1-1-0	3-1-0	0-2-0	1-1-2	1-1-0	0-4-0	3-1-0	2-1-1	0-1-1
Colorado Rapids	1-1-0	----	1-0-1	1-2-1	1-1-0	2-0-2	2-2-0	1-1-0	2-2-0	2-2-0
Columbus Crew	1-3-0	0-1-1	----	0-1-1	3-0-1	1-0-1	1-1-0	2-2-0	1-2-1	2-2-0
Dallas Burn	2-0-0	2-1-1	1-0-1	----	2-0-0	0-1-3	1-1-2	3-1-0	0-2-0	1-3-0
D.C. United	1-1-2	1-1-0	0-3-1	0-2-0	----	1-2-1	1-1-0	3-1-0	1-3-0	1-0-1
Kansas City Wizards	1-1-0	0-2-2	0-1-1	1-0-3	2-1-1	----	1-2-1	0-1-1	2-0-0	2-2-0
Los Angeles Galaxy	4-0-0	2-2-0	1-1-0	1-1-2	1-1-0	2-1-1	----	1-1-0	1-1-0	3-1-0
MetroStars	1-3-0	1-1-0	2-2-0	1-3-0	1-3-0	1-0-1	1-1-0	----	3-1-0	0-1-1
N.E. Revolution	1-2-1	2-2-0	2-1-1	2-0-0	3-1-0	0-2-0	1-1-0	1-3-0	----	0-2-0
San Jose Earthquakes	1-0-1	2-2-0	2-2-0	3-1-0	0-1-1	2-2-0	1-3-0	1-0-1	2-0-0	----

TEAM vs TEAM AGGREGATE GOALS

	vs CHI	vs COL	vs CLB	vs DAL	vs DC	vs KC	vs LA	vs MET	vs NE	vs SJ
Chicago Fire	---	4-4	9-7	2-6	3-2	6-3	2-6	8-3	8-5	1-2
Colorado Rapids	4-4	---	3-2	7-11	2-2	6-3	5-9	2-2	10-9	4-6
Columbus Crew	7-9	2-3	---	1-2	6-2	5-1	4-4	7-7	3-7	9-8
Dallas Burn	6-2	11-7	2-1	---	6-4	4-5	3-5	8-5	1-4	3-10
D.C. United	2-3	2-2	2-6	4-6	---	3-5	2-2	7-4	3-8	6-4
Kansas City Wizards	3-6	3-6	1-5	5-4	5-3	---	6-7	2-4	7-4	5-6
Los Angeles Galaxy	6-2	9-5	4-4	5-3	2-2	7-6	---	3-5	4-4	4-2
MetroStars	3-8	2-2	7-7	5-8	4-7	4-2	5-3	---	9-7	2-3
N.E. Revolution	5-8	9-10	7-3	4-1	8-3	4-7	4-4	7-9	---	1-4
San Jose Earthquakes	2-1	6-4	8-9	10-3	4-6	6-5	2-4	3-2	4-1	---

TEAM GOALS SCORED INTERVALS

TEAM	TOTAL	1-15	15-30	31-45	46-60	61-75	76-90	Overtime
Chicago Fire	43	7	4	6	9	8	7	2
Colorado Rapids	43	5	4	8	4	7	14	1
Columbus Crew	44	4	13	7	7	5	7	1
Dallas Burn	44	4	3	7	7	9	11	3
D.C. United	31	1	2	8	3	9	6	2
Kansas City Wizards	37	5	8	5	8	6	5	0
Los Angeles Galaxy	44	5	3	7	5	6	15	3
MetroStars	41	7	5	5	9	6	8	1
N.E. Revolution	49	8	6	13	6	9	7	0
San Jose Earthquakes	45	7	7	8	7	8	7	1

TEAM GOALS ALLOWED INTERVALS

TEAM	TOTAL	1-15	15-30	31-45	46-60	61-75	76-90	Overtime
Chicago Fire	38	6	5	5	3	5	13	1
Colorado Rapids	48	4	8	9	7	11	8	1
Columbus Crew	43	9	3	7	7	9	5	3
Dallas Burn	43	7	3	6	6	12	9	0
D.C. United	40	4	6	6	7	8	7	2
Kansas City Wizards	45	4	7	10	8	6	8	2
Los Angeles Galaxy	33	3	6	5	6	4	6	3
MetroStars	47	8	7	7	8	7	9	1
N.E. Revolution	49	4	6	13	7	7	11	1
San Jose Earthquakes	35	4	4	6	6	4	11	0

TEAM LOSING STREAK LEADERS

TEAM	GAMES LOST	START DATE	END DATE
1 Chicago Fire	4	08/24/02	09/22/02
Chicago Fire	4	06/08/02	07/07/02
Colorado Rapids	4	06/08/02	06/26/02
4 Columbus Crew	3	06/29/02	07/13/02
D.C. United	3	07/04/02	07/20/02
Dallas Burn	3	09/01/02	09/19/02
Kansas City Wizards	3	08/14/02	08/31/02
Los Angeles Galaxy	3	05/18/02	06/08/02
MetroStars	3	3 times	
N.E. Revolution	3	twice	

TEAM HOME WINNING STREAK LEADERS

TEAM	GAMES WON	START DATE	END DATE
1 San Jose Earthquakes	10	04/06/02	08/17/02
2 Los Angeles Galaxy	6	07/27/02	
3 Dallas Burn	5	05/18/02	07/31/02
4 D.C. United	4	05/18/02	07/13/02
5 Colorado Rapids	3	twice	
Kansas City Wizards	3	06/15/02	07/06/02
Los Angeles Galaxy	3	06/08/02	07/20/02
N.E. Revolution	3	08/28/02	

TEAM HOME UNDEFEATED STREAK LEADERS

TEAM	GAMES WON/TIED	START DATE	END DATE
1 San Jose Earthquakes	13	04/06/02	09/21/02
2 Los Angeles Galaxy	10	06/08/02	
3 Dallas Burn	8	04/06/02	07/31/02
4 Kansas City Wizards	6	05/18/02	07/24/02
5 Chicago Fire	5	07/07/02	08/24/02
Colorado Rapids	5	07/27/02	
Columbus Crew	5	twice	
D.C. United	5	05/12/02	07/13/02

TEAM HOME LOSING STREAK LEADERS

TEAM	GAMES LOST	START DATE	END DATE
1 Columbus Crew	3	03/23/02	04/27/02
N.E. Revolution	3	07/13/02	08/28/02
N.E. Revolution	3	06/01/02	07/04/02
4 Chicago Fire	2	08/24/02	09/22/02
Chicago Fire	2	06/15/02	07/07/02
D.C. United	2	07/13/02	08/10/02
Dallas Burn	2	09/05/02	
MetroStars	2	3 times	

TEAM ROAD WINNING STREAK LEADERS

TEAM	GAMES WON	START DATE	END DATE
1 Chicago Fire	3	04/20/02	06/08/02
2 Los Angeles Galaxy	2	09/07/02	
Los Angeles Galaxy	2	05/04/02	05/18/02
MetroStars	2	3 times	

TEAM ROAD UNDEFEATED STREAK LEADERS

TEAM	GAMES WON/TIED	START DATE	END DATE
1 Kansas City Wizards	4	07/13/02	08/14/02
2 Chicago Fire	3	04/20/02	06/08/02
Dallas Burn	3	05/25/02	06/22/02
Los Angeles Galaxy	3	04/20/02	05/18/02
N.E. Revolution	3	08/24/02	

TEAM ROAD LOSING STREAK LEADERS

TEAM	GAMES LOST	START DATE	END DATE
1 D.C. United	7	03/23/02	07/20/02
San Jose Earthquakes	7	06/15/02	
3 Los Angeles Galaxy	6	05/18/02	07/13/02
4 Colorado Rapids	4	05/18/02	06/26/02
5 18 times	2		

OWN GOALS RECEIVED

Team	Rec'd	Date	Player/Min.	Score
CHI		03/23/02	(McCarty - CLB - 18)	CHI 2 @ CLB 0
MET		03/23/02	(Llamosa - NE - 72)	NE 1 @ MET 3
SJ		06/22/02	(Titus - COL - 63)	COL 0 @ SJ 4
SJ		06/22/02	(Kotschau - COL - 89)	COL 0 @ SJ 4
DAL		07/13/02	(Conrad - SJ - 50)	SJ 1 @ DAL 2
CHI		08/18/02	(Cullen - NE - 85)	CHI 2 @ NE 0
SJ		09/07/02	(Dunseth - CLB - 97+)	CLB 3 @ SJ 4

PENALTY KICK SUMMARY

Date	PK Shooter	PK Goalkeeper	Result	Min.	Foul Committed	Foul Suffered	Final Score
03/23/02	Ruiz	Rimando	Goal	92	Reyes	Glinton	DC 1 @ LA 2
04/13/02	Spencer	Howard	Goal	87	Petke	Henderson	MET 2 @ COL 1
05/04/02	Cunningham	Cannon	Goal	43	Ibsen	Maisonneuve	CLB 2 @ SJ 3
05/04/02	Preki	Reis	Goal	29	Marshall	Armstrong	LA 2 @ KC 1
05/04/02	Razov	Rimando	Goal	59	Alavanja	handball	CHI 3 @ DC 0
05/11/02	Ruiz	Thornton	Goal	5	Curtin	Ruiz	LA 1 @ CHI 0
05/11/02	Spencer	Oshoniyi	Goal	38	Klein	Henderson	KC 0 @ COL 2
05/11/02	Faria	Cannon	Goal	50	Cannon	Faria	MET 1 @ SJ 2
05/12/02	Moreno	Presthus	Save	96+	Oughton	Curtis	CLB 1 @ DC 1
05/18/02	Spencer	Jordan	Goal	65	Bonseu	handball	COL 1 @ DAL 3
05/18/02	Faria	Rimando	Goal	3	Nelsen	Lewis	MET 2 @ DC 4
05/26/02	Ekelund	Thornton	Goal	60	Brown	DeRosario	SJ 1 @ CHI 1
06/01/02	Harris	Cannon	Save	46	Mulrooney	Ralston	SJ 2 @ NE 0
06/01/02	Fabbro	Jordan	Goal	54	Bonseu	Gutierrez	DAL 2 @ KC 2
06/02/02	Razov	Presthus	Goal	31	Torres	Gray	CLB 4 @ CHI 5
06/15/02	Diallo	Hartman	Goal	92+	Glinton	Diallo	LA 0 @ MET 5
06/19/02	Moreno	Garlick	Goal	72	Garlick	Moreno	COL 0 @ DC 2
06/22/02	Simutenkov	Brown	Goal	22	Pierce	Simutenkov	NE 2 @ KC 3
07/04/02	Faria	Jordan	Save	48	Vaca	Chronopoulos	MET 0 @ DAL 2
07/06/02	Paule	Presthus	Goal	59	Torres	Williams	MET 3 @ CLB 2
07/13/02	Fabbro	Brown	Wide Left	54	Heaps	Simutenkov	KC 4 @ NE 2
07/13/02	Wolff	Howard	Save	68	Chronopoulos	Wolff	CHI 3 @ MET 2
07/13/02	Diallo	Thornton	Goal	87	Vaudreuil	Faria	CHI 3 @ MET 2
07/20/02	Diallo	Sommer	Goal	34	Hernandez	Diallo	NE 3 @ MET 4
07/20/02	Ruiz	Oshoniyi	Save	31	Meola	Ruiz	KC 2 @ LA 2
07/24/02	Twellman	Kramer	Goal	51	Hart	handball	COL 3 @ NE 2
07/24/02	Simutenkov	Howard	Save	61	Petke	Simutenkov	MET 3 @ KC 1
07/27/02	Chung	Jordan	Goal	76	Deering	Chung	DAL 2 @ COL 2
07/31/02	Diallo	Busch	Save	3	Clark	Diallo	CLB 3 @ MET 2
07/31/02	McBride	Howard	Goal	19	Paule	Martino	CLB 3 @ MET 2
08/10/02	Moreno	Meola	Save	47	Burns	Moreno	KC 0 @ DC 0
08/10/02	Etcheverry	Meola	Save	91+	Talley	McKinley	KC 0 @ DC 0
08/14/02	Martino	Hartman	Goal	24	Hendrickson	Oughton	LA 2 @ CLB 3
08/17/02	Ekelund	Rimando	Goal	17	Olsen	DeRosario	DC 2 @ SJ 2
08/17/02	Cienfuegos	Kramer	Save	12	Hart	Marshall	COL 0 @ LA 4
08/21/02	Rodriguez	Cannon	Goal	43	Robinson	Kreis	DAL 1 @ SJ 3
08/24/02	Chung	Conway	Goal	93+	Cannon	Trembly	SJ 0 @ COL 3
08/25/02	Diallo	Rimando	Save	51	Reyes	Diallo	DC 0 @ MET 1
09/01/02	Henderson	Jordan	Goal	12	Bussey	handball	DAL 2 @ COL 3
09/14/02	Preki	Kramer	Goal	39	Titus	Simutenkov	COL 2 @ KC 1
09/14/02	Stoitchkov	Busch	Save	73	Leitch	Marsch	CHI 0 @ CLB 2
09/14/02	Twellman	Jordan	Goal	35	Suarez	handball	NE 2 @ DAL 1
09/14/02	Rodriguez	Brown	Goal	81	Heaps	Olivares	NE 2 @ DAL 1
09/19/02	Rodriguez	Rimando	Goal	34	Namoff	handball	DAL 4 @ DC 3
09/21/02	Twellman	Grafer	Goal	5	Petke	Twellman	MET 0 @ NE 3
09/21/02	Ekelund	Hartman	Save	15	Lalas	Donovan	LA 1 @ SJ 0
09/21/02	Ruiz	Cannon	Goal	94+	Robinson	Jones	LA 1 @ SJ 0

WINNINGEST COACHES (BY WINS)

COACH	TEAM(S)	W	L	T	PCT.	PTS.	OT Record
Sigi Schmid	LA	16	9	3	0.625	51	3-3-3
Frank Yallop	SJ	14	11	3	0.554	45	1-0-3
Tim Hankinson	COL	13	11	4	0.536	43	1-1-4
Mike Jeffries	DAL	12	9	7	0.554	43	3-0-7
Greg Andrulis	CLB	11	12	5	0.482	38	1-3-5
Bob Bradley	CHI	11	13	4	0.464	37	2-1-4
Octavio Zambrano	MET	11	15	2	0.429	35	1-1-2
Steve Nicol	NE	10	10	1	0.500	31	0-1-1
Bob Gansler	KC	9	10	9	0.482	36	0-2-9
Ray Hudson	DC	9	14	5	0.411	32	2-2-5
Fernando Clavijo	NE	2	4	1	0.357	7	0-0-1

2002 MAJOR LEAGUE SOCCER SCHEDULE/RESULTS

Saturday, March 23rd				Saturday, June 1st							
Chicago	2	at Columbus	2	18,450	Los Angeles	2	at Colorado	3	8,249		
New England	1	at MetroStars	3	13,234	San Jose	2	at New England	0	21,539		
Colorado	1	at Kansas City	1 (OT)	11,769	Dallas	2	at Kansas City	2 (OT)	7,266		
San Jose	2	at Dallas	0	15,214	Sunday, June 2nd						
D.C. United	1	at Los Angeles	2 (OT)	20,602	Columbus	4	at Chicago	5	10,241		
Wednesday, March 27th				Saturday, June 8th							
Columbus	1	at MetroStars	0	45,411	Kansas City	0	at San Jose	3	8,043		
Saturday, March 30th				Chicago				0	at Los Angeles	1	13,223
Chicago	0	at D.C. United	2	15,033	New England	2	at D.C. United	3	12,988		
Wednesday, April 3rd				Colorado				1	at Dallas	4	12,690
D.C. United	0	at Colorado	1	48,476	Wednesday, June 12th						
Saturday, April 6th				Columbus				2	at New England	1 (OT)	7,701
D.C. United	1	at Dallas	2	8,565	Saturday, June 15th						
MetroStars	2	at Columbus	1 (OT)	11,103	Los Angeles	0	at MetroStars	5	22,071		
New England	1	at San Jose	2	10,104	San Jose	1	at Columbus	2	19,085		
Chicago	1	at Los Angeles	2 (OT)	14,887	D.C. United	0	at Kansas City	2	9,721		
Saturday, April 13th				Dallas				3	at Chicago	1	13,117
San Jose	0	at Kansas City	2	10,636	New England	2	at Colorado	1	15,125		
MetroStars	2	at Colorado	1	12,411	Saturday, June 22nd						
Dallas	1	at Los Angeles	1 (OT)	14,127	Colorado	0	at San Jose	4	10,431		
Saturday, April 20th				Dallas				0	at Los Angeles	3	14,588
New England	2	at Columbus	0	13,493	MetroStars	1	at Chicago	0	12,721		
Chicago	2	at MetroStars	0	20,047	New England	2	at Kansas City	3	8,288		
Kansas City	1	at D.C. United	2 (OT)	12,759	Wednesday, June 26th						
Los Angeles	1	at Dallas	1 (OT)	17,388	Colorado	1	at MetroStars	0	12,008		
Colorado	0	at San Jose	2	8,188	Saturday, June 29th						
Saturday, May 4th				Kansas City				1	at San Jose	2	9,008
Columbus	2	at San Jose	3	6,317	MetroStars	2	at New England	0	16,958		
Chicago	3	at D.C. United	0	11,767	Los Angeles	0	at D.C. United	1 (OT)	18,854		
Los Angeles	2	at Kansas City	1 (OT)	21,301	Columbus	0	at Dallas	1 (OT)	16,186		
Dallas	2	at MetroStars	1	15,551	Thursday, July 4th						
Saturday, May 11th				San Jose				1	at Los Angeles	2	55,234
MetroStars	1	at San Jose	2	8,445	Columbus	1	at New England	4	10,903		
Los Angeles	1	at Chicago	0	9,177	MetroStars	0	at Dallas	2	16,055		
Dallas	0	at New England	2	22,006	D.C. United	1	at Kansas City	2	19,641		
Kansas City	0	at Colorado	2	23,020	Chicago	2	at Colorado	3	61,202		
Sunday, May 12th				Saturday, July 6th							
Columbus	1	at D.C. United	1 (OT)	30,413	MetroStars	3	at Columbus	2	19,756		
Saturday, May 18th				D.C. United				0	at New England	2	9,747
Colorado	1	at Dallas	3	10,592	Dallas	1	at Kansas City	1 (OT)	7,461		
MetroStars	2	at D.C. United	4	20,105	Sunday, July 7th						
San Jose	0	at Columbus	2	15,712	Colorado	1	at Chicago	2 (OT)	10,211		
Los Angeles	1	at Kansas City	2	9,877	Los Angeles	0	at San Jose	1	12,528		
Sunday, May 19th				Saturday, July 13th							
Chicago	3	at New England	1	36,778	Kansas City	4	at New England	2	17,138		
Wednesday, May 22nd				Chicago				3	at MetroStars	2 (OT)	22,070
New England	2	at Colorado	5	8,002	Columbus	3	at D.C. United	1	13,665		
Saturday, May 25th				San Jose				1	at Dallas	2	13,035
Los Angeles	2	at New England	3	15,146	Los Angeles	3	at Colorado	1	11,168		
Kansas City	1	at MetroStars	1 (OT)	18,401	Saturday, July 20th						
Dallas	1	at Columbus	1 (OT)	13,773	Kansas City	2	at Los Angeles	2 (OT)	17,863		
Sunday, May 26th				Dallas				0	at San Jose	4	12,616
San Jose	1	at Chicago	1 (OT)	13,521	New England	3	at MetroStars	4	13,837		
				Colorado				1	at Columbus	1 (OT)	21,432
				D.C. United				0	at Chicago	0 (OT)	14,432

Wednesday, July 24th

Chicago	0	at San Jose	1	9,137
D.C. United	0	at Columbus	1	17,368
Colorado	3	at New England	2	14,548
MetroStars	3	at Kansas City	1	6,271

Saturday, July 27th

Columbus	1	at Los Angeles	2	14,177
MetroStars	0	at Chicago	3	14,576
New England	1	at D.C. United	0	24,240
San Jose	1	at Kansas City	2	11,530
Dallas	2	at Colorado	2 (OT)	13,143

Wednesday, July 31st

Columbus	3	at MetroStars	2	10,602
Kansas City	1	at Dallas	0	7,959
D.C. United	0	at Chicago	0 (OT)	10,444

Saturday, August 3rd

U.S. All-Stars	2	at MLS All-Stars	3	31,096
----------------	---	------------------	---	--------

Saturday, August 10th

New England	1	at Los Angeles	2	15,137
Chicago	1	at Dallas	3	10,505
Kansas City	0	at D.C. United	0 (OT)	14,630
Columbus	1	at Colorado	2	13,252

Wednesday, August 14th

Los Angeles	2	at Columbus	3	17,860
Kansas City	1	at Chicago	5	15,919

Saturday, August 17th

Colorado	0	at Los Angeles	4	12,068
D.C. United	2	at San Jose	2 (OT)	11,177
Dallas	3	at MetroStars	1	12,471

Sunday, August 18th

Chicago	2	at New England	0	15,336
Columbus	4	at Kansas City	0	8,364

Wednesday, August 21st

Kansas City	1	at Los Angeles	2	8,943
Dallas	1	at San Jose	3	9,089

Saturday, August 24th

San Jose	0	at Colorado	3	12,196
Los Angeles	0	at Dallas	1 (OT)	15,883
New England	2	at Chicago	1	15,887

Sunday, August 25th

D.C. United	0	at MetroStars	1	20,447
-------------	---	---------------	---	--------

Wednesday, August 28th

Colorado	1	at New England	3	13,210
----------	---	----------------	---	--------

Saturday, August 31st

MetroStars	0	at Los Angeles	3	19,854
New England	0	at Columbus	0 (OT)	24,422
San Jose	2	at D.C. United	4	14,158
Chicago	1	at Kansas City	2	20,173

Sunday, September 1st

Dallas	2	at Colorado	3	12,754
--------	---	-------------	---	--------

Thursday, September 5th

MetroStars	3	at Dallas	1	7,913
------------	---	-----------	---	-------

Saturday, September 7th

Columbus	3	at San Jose	4 (OT)	14,792
D.C. United	0	at New England	3	15,748
Los Angeles	2	at Chicago	1	15,731

Thursday, September 12th

D.C. United	1	at MetroStars	0	14,585
-------------	---	---------------	---	--------

Saturday, September 14th

San Jose	0	at Los Angeles	1	32,874
Chicago	0	at Columbus	2	22,459
MetroStars	1	at D.C. United	2	17,677
Colorado	2	at Kansas City	1	19,270
New England	2	at Dallas	1	17,652

Thursday, September 19th

Dallas	4	at D.C. United	3 (OT)	13,889
--------	---	----------------	--------	--------

Friday, September 20th

Kansas City	1	at Colorado	1 (OT)	25,614
-------------	---	-------------	--------	--------

Saturday, September 21st

Los Angeles	1	at San Jose	0	26,229
MetroStars	0	at New England	3	20,215

Sunday, September 22nd

Columbus	1	at Chicago	2	15,487
----------	---	------------	---	--------

2002 MLS PLAYERS OF THE WEEK

<i>Week</i>	<i>Player</i>	<i>Team</i>	<i>Note</i>
1	Carlos Ruiz	L.A. Galaxy	Ruiz's two-goal MLS debut fends off D.C. United's short-handed charge
2	Marco Etcheverry	D.C. United	Etcheverry's first goal since the 2000 season nets United's first win of 2002
3	Carlos Ruiz	L.A. Galaxy	Ruiz earns his second award with another two-goal, golden goal performance
4	Chris Klein	K.C. Wizards	Game-winning goal, insurance assist earn Klein award in first game after ACL tear
5	Ariel Graziani	S.J. Earthquakes	First goal in Earthquakes uniform and a helper push San Jose past Colorado, 2-0
6	Peter Nowak	Chicago Fire	Goal and assist lead Fire in 2-2 deadlock with Revs at Cardinal Stadium opener
7	Jason Kreis	Dallas Burn	Kreis leads Burn to 2-1 win vs. MetroStars with goal & assist; scores in 5th straight
8	Taylor Twellman	N.E. Revolution	Newcomer's two goals unveil new CMGI Field in style with 2-0 win vs. Dallas
9	Ante Razov	Chicago Fire	Razov single-handedly downs Revs with a hat trick in 3-1 win at CMGI Field
10	Mark Chung	Colorado Rapids	Two goals, one in first 32 seconds of the match, lead Rapids to 5-2 romp over Revs
11	Mark Chung	Colorado Rapids	Chung nets two goals, including the game-winner in a 3-2 win vs. Los Angeles
12	Bobby Rhine	Dallas Burn	Rhine nets first-career hat trick and one assist in 4-1 win against Colorado
13	Mamadou Diallo	MetroStars	Diallo's four-goal outburst and fourth career hat trick send Galaxy reeling again
14	Tim Howard	MetroStars	Posted nine saves in a 1-0 road win against the Chicago Fire
15	Nick Rimando	D.C. United	Posts second straight clean sheet with five saves against L.A. as D.C. wins in OT
16	Chris Carrieri	Colorado Rapids	Carrieri's three goals douse Fire on Fourth of July in second hat trick in team history
17	Josh Wolff	Chicago Fire	Wolff's two goals and game-winning assist boost Fire into first-place tie with Metros
18	Mamadou Diallo	MetroStars	Diallo's 2 goals lift Metros over New England as they take control of first place
19	Ante Razov	Chicago Fire	Razov has a hand in all three goals (2g, 1a) in a 3-0 win over the MetroStars
20	Jeff Cunningham	Columbus Crew	Cunningham nets a goal and an assist in 3-2 midweek road win vs. MetroStars
21	Tony Meola	K.C. Wizards	Meola becomes first goalkeeper in MLS history to save two PK's to preserve 0-0 tie
22	Antonio Martinez	Dallas Burn	Martinez is lethal on left side against Metros with two goals and an assist in 3-1 win
23	Ramiro Corrales	San Jose Earthquakes	Goal & two assists help Corrales & Quakes earn playoff berth in 3-1 win over Burn
24	Carlos Ruiz	Los Angeles Galaxy	Hat trick propels Galaxy into playoffs as Los Angeles destroys the MetroStars 3-0
25	Taylor Twellman	New England Revolution	First career hat trick downs United 3-0 and keeps Revs in playoff hunt
26	Nick Rimando	D.C. United	Posted consecutive wins, including a road shutout against the MetroStars
27	Kevin Hartman	Los Angeles Galaxy	Made nine saves, including a PK stop on Ekelund, as Galaxy claims top spot

2002 MLS PLAYERS OF THE MONTH

<i>Month</i>	<i>Player</i>	<i>Team</i>	<i>Note</i>
April	Carlos Ruiz	Los Angeles Galaxy	Scored League-high four goal in April, leading Galaxy to 1-1-2 record
May	Taylor Twellman	N.E. Revolution	Scored five goals in four matches, extends goal-scoring streak to six
June	Ariel Graziani	San Jose Earthquakes	Tallied six goals, one assist in five matches helping Quakes to a 4-1 month
July	Carlos Ruiz	Los Angeles Galaxy	Netted six goals in four of the Galaxy's five regular season matches in July
August	Edson Buddle	Columbus Crew	Racked up 10 points on four goals and two assists to pace Crew charge

ALL-TIME MLS REGULAR SEASON STATISTICS: 1996 - 2002

* Played for more than one team - Most Recent Team Listed

ALL-TIME MLS REGULAR SEASON STANDINGS

TEAM	W	L	T	PCT.
Los Angeles Galaxy	123	75	16	0.612
Chicago Fire	82	54	15	0.593
D.C. United	109	92	13	0.540
Dallas Burn	103	95	16	0.519
Miami Fusion	56	56	10	0.500
Columbus Crew	99	99	16	0.500
Kansas City Wizards	94	100	21	0.486
San Jose Earthquakes	93	104	17	0.474
Colorado Rapids	92	106	16	0.467
Tampa Bay Mutiny	83	98	6	0.460
MetroStars	91	115	8	0.444
N.E. Revolution	85	116	14	0.428

ALL-TIME MLS BUDWEISER LEADING SCORERS

NAME	TEAM(S)	GAMES	GOALS	ASSISTS	POINTS
1 Preki	KC*	194	65	93	223
2 Jason Kreis	DAL	204	79	61	219
3 Roy Lassiter	DC*	165	88	35	211
4 Raul Diaz Arce	COL*	150	82	29	193
5 Jaime Moreno	DC	150	69	52	190
6 Cobi Jones	LA	172	57	63	177
7 Ronald Cerritos	DAL*	141	59	44	162
8 Steve Ralston	NE*	204	39	81	159
9 Marco Etcheverry	DC	166	28	94	150
10 Diego Serna	NE*	113	54	40	148
Ante Razov	CHI*	119	59	30	148
Mauricio Cienfuegos	LA	186	35	78	148

ALL-TIME MLS GOALKEEPING LEADERS (Minimum 3,500 minutes)

NAME	TEAM(S)	GP	MIN	SHTS	SVS	C/P	GA	GAA	Record	SO
1 Kevin Hartman	LA	124	10973	615	453	335	136	1.12	73-39-9	37
2 Zach Thornton	CHI*	140	12473	726	530	429	170	1.23	76-46-15	36
3 Joe Cannon	SJ	101	9261	580	433	368	129	1.25	46-39-16	26
4 Jorge Campos	CHI*	51	4327	273	197	153	66	1.37	29-17-0	8
5 Tony Meola	KC*	164	14728	1040	765	513	236	1.44	69-78-16	44
6 Nick Rimando	DC*	75	6890	488	349	267	114	1.49	34-30-11	14
7 Mark Simpson	DC	53	4531	265	181	139	75	1.49	26-18-4	9
8 Tim Howard	MET	72	6459	511	368	294	107	1.49	31-33-7	12
9 Matt Jordan	DAL	114	10358	660	458	421	174	1.51	52-46-15	30
10 Mark Dodd	DAL	92	7977	691	495	429	139	1.57	44-45-0	16

ALL-TIME MLS TEAM ATTENDANCE TOTALS

TEAM	OVERALL RECORD	GAMES	HOME TOTAL	AVERAGE	GAMES	ROAD TOTAL	AVERAGE
Los Angeles Galaxy	123-75-16	107	2,242,418	20,957	107	1,727,456	16,144
MetroStars	91-115-8	107	1,958,954	18,308	107	1,654,430	15,462
N.E. Revolution	85-116-14	107	1,909,793	17,849	108	1,658,262	15,354
D.C. United	109-92-13	106	1,832,964	17,292	108	1,831,375	16,957
Columbus Crew	99-99-16	107	1,742,268	16,283	107	1,618,490	15,126
Chicago Fire	82-54-15	76	1,166,986	15,355	75	1,162,341	15,498
Colorado Rapids	92-106-16	107	1,519,414	14,200	107	1,351,822	12,634
San Jose Earthquakes	93-104-17	107	1,431,776	13,381	107	1,596,296	14,919
Dallas Burn	103-95-16	107	1,338,365	12,508	107	1,353,429	12,649
Tampa Bay Mutiny	83-98-6	94	1,040,813	11,072	93	1,494,053	16,065
Kansas City Wizards	94-100-21	107	1,070,829	10,008	108	1,487,088	13,769
Miami Fusion	56-56-10	62	579,402	9,345	60	898,940	14,982
OVERALL		1,194	17,833,982	14,936			

ALL-TIME MLS GOAL-SCORING TOTALS

TEAM	OVERALL RECORD	GOALS TOTAL	FOR AVG	GOALS AGAINST TOTAL	AGAINST AVG
Los Angeles Galaxy	123-75-16	391	1.83	272	1.27 (1st)
D.C. United	109-92-13	388	1.81	353	1.65 (7th)
Columbus Crew	99-99-16	357	1.67	333	1.56 (4th)
Dallas Burn	103-95-16	348	1.63	335	1.57 (5th)
San Jose Earthquakes	93-104-17	328	1.53	332	1.55 (3rd)
MetroStars	91-115-8	317	1.48	365	1.71 (8th)
Colorado Rapids	92-106-16	316	1.48	380	1.78 (10th)
Kansas City Wizards	94-100-21	313	1.46	344	1.60 (6th)
Tampa Bay Mutiny	83-98-6	312	1.67	336	1.80 (12th)
N.E. Revolution	85-116-14	305	1.42	378	1.76 (9th)
Chicago Fire	82-54-15	273	1.81	200	1.32 (2nd)
Miami Fusion	56-56-10	199	1.63	219	1.80 (11th)
OVERALL		3847	3.22 goals per game		

ALL-TIME MLS POINTS PER GAME

NAME	TEAM(S)	MIN.	G	A	PTS	PTS PER 90 MIN
1 Stern John	CLB	4463	44	7	95	1.92
2 Mamadou Diallo	MET*	5846	47	14	108	1.66
3 Diego Serna	NE*	9008	54	40	148	1.48
4 Ante Razov	CHI*	9137	59	30	148	1.46
5 Roy Lassiter	DC*	13268	88	35	211	1.43
6 Jeff Cunningham	CLB	8119	48	32	128	1.42
7 Raul Diaz Arce	COL*	12423	82	29	193	1.40
8 Jaime Moreno	DC	12407	69	52	190	1.38
9 Eric Wynalda	CHI*	6980	34	37	105	1.35
10 Joe-Max Moore	NE	6699	37	26	100	1.34

ALL-TIME MLS GOAL-SCORING LEADERS

NAME	TEAM(S)	GAMES	GOALS
1 Roy Lassiter	DC*	179	88
2 Raul Diaz Arce	COL*	150	82
3 Jason Kreis	DAL	204	79
4 Jaime Moreno	DC	150	69
5 Preki	KC*	194	65
6 Ante Razov	CHI*	122	59
Ronald Cerritos	DAL*	141	59
8 Cobi Jones	LA	172	57
9 Diego Serna	NE*	113	54
Dante Washington	CLB*	160	52
Paul Bravo	COL*	166	52

ALL-TIME MLS ASSIST LEADERS

NAME	TEAM(S)	GAMES	ASTS
1 Carlos Valderrama	COL*	175	114
2 Marco Etcheverry	DC	166	94
3 Preki	KC*	194	93
4 Steve Ralston	NE*	204	81
5 Mauricio Cienfuegos	LA	186	78
6 Cobi Jones	LA	172	63
7 Robert Warzycha	CLB	160	61
Jason Kreis	DAL	204	61
9 Chris Henderson	COL*	201	60
10 Mark Chung	COL*	203	59

ALL-TIME MLS SHOT LEADERS

NAME	TEAM(S)	GAMES	SHOTS
1 Preki	KC*	194	666
2 Jason Kreis	DAL	204	602
3 Ante Razov	CHI*	122	459
4 Mark Chung	COL*	203	458
5 Raul Diaz Arce	COL*	150	434

ALL-TIME MLS SHOT ON GOAL LEADERS

NAME	TEAM(S)	GAMES	SHOTS
1 Preki	KC*	194	284
2 Jason Kreis	DAL	204	276
3 Roy Lassiter	DC*	179	236
4 Raul Diaz Arce	COL*	150	229
5 Ante Razov	CHI*	122	227
Jaime Moreno	DC	150	227

ALL-TIME MLS GAME-WINNING GOAL LEADERS

NAME	TEAM(S)	GAMES	GWG
1 Jason Kreis	DAL	204	27
2 Ante Razov	CHI*	122	19
Roy Lassiter	DC*	179	19
4 Paul Bravo	COL*	166	16
5 Diego Serna	NE*	113	15
Jeff Cunningham	CLB	131	15
Jaime Moreno	DC	150	15

ALL-TIME MLS GAME-WINNING ASSIST LEADERS

NAME	TEAM(S)	GAMES	GWA
1 Carlos Valderrama	COL*	175	33
2 Mauricio Cienfuegos	LA	186	27
3 Steve Ralston	NE*	204	24
4 Marco Etcheverry	DC	166	23
Preki	KC*	194	23

ALL-TIME MLS HAT TRICK LEADERS

NAME	TEAM(S)	GAMES	HATS
1 Stern John	CLB	55	5
Diego Serna	NE*	113	5
3 Mamadou Diallo	MET*	74	4
Cobi Jones	LA	172	4
5 Eduardo Hurtado	NE*	108	3
6 Clint Mathis	MET*	110	2
Ante Razov	CHI*	122	2
Raul Diaz Arce	COL*	150	2
Dante Washington	CLB*	160	2
Roy Lassiter	DC*	179	2

ALL-TIME MLS BLOCK LEADERS

NAME	TEAM(S)	GAMES	BLOCKS
1 Jeff Agoos	SJ*	167	17
2 Sean Bowers	KC	111	16
3 Robin Fraser	COL*	177	15
4 Mark Semioli	MET*	121	14
John Doyle	SJ	132	14
Mike Clark	CLB	192	14

ALL-TIME MLS FOULS COMMITTED LEADERS

NAME	TEAM(S)	GAMES	FOULS
1 Richie Williams	DC*	190	400
2 Matt McKeon	KC*	172	389
3 Chris Henderson	COL*	201	316
4 Jason Kreis	DAL	204	310
5 Diego Serna	NE*	113	287

ALL-TIME MLS FOULS SUFFERED LEADERS

NAME	TEAM(S)	GAMES	FS
1 Mark Chung	COL*	203	456
2 Cobi Jones	LA	172	449
3 Jaime Moreno	DC	150	403
4 Marco Etcheverry	DC	166	381
5 Preki	KC*	194	342

ALL-TIME MLS OFFSIDE LEADERS

NAME	TEAM(S)	GAMES	OFF
1 Roy Lassiter	DC*	179	267
2 Raul Diaz Arce	COL*	150	201
3 Mamadou Diallo	MET*	74	192
4 Chris Henderson	COL*	201	185
5 Ronald Cerritos	DAL*	141	177

ALL-TIME MLS CORNER KICK LEADERS

NAME	TEAM(S)	GAMES	CKS
1 Marco Etcheverry	DC	166	866
2 Robert Warzycha	CLB	160	503
3 Chris Henderson	COL*	201	454
4 Preki	KC*	194	395
5 Cobi Jones	LA	172	374

ALL-TIME MLS CAUTION LEADERS

NAME	TEAM(S)	GAMES	CAUT
1 Ivan McKinley	DC*	174	55
2 Marco Etcheverry	DC	166	50
3 Leonel Alvarez	NE*	128	41
4 Richie Williams	DC*	190	40
5 Matt McKeon	KC*	172	39

ALL-TIME MLS EJECTIONS LEADERS

NAME	TEAM(S)	GAMES	EJECT
1 Ivan McKinley	DC*	174	7
2 Leonel Alvarez	NE*	128	6
Carlos Valderrama	COL*	175	6
4 Tab Ramos	MET	112	4
Diego Serna	NE*	113	4
Jim Rooney	NE*	116	4
Carlos Llamasa	NE*	117	4
Mike Petke	MET	134	4
Ezra Hendrickson	LA*	135	4
Marco Etcheverry	DC	166	4
Robin Fraser	COL*	177	4

ALL-TIME MLS GAMES PLAYED LEADERS

NAME	TEAM(S)	GAMES PLAYED
1 Jason Kreis	DAL	204
Steve Ralston	NE*	204
3 Mark Chung	COL*	203
4 Chris Henderson	COL*	201
5 Preki	KC*	194

ALL-TIME MLS GAMES STARTED STREAK LEADERS

NAME	TEAM	GAMES STARTED	START DATE	END DATE
1 Carlos Valderrama	COL	175	04/13/96	
2 Jason Kreis	DAL	140	09/25/97	09/14/02
3 Tony Meola	KC	135	03/22/97	
4 Peter Vermes	KC	126	08/31/97	05/11/02
5 Jaime Moreno	DC	110	08/07/96	09/09/00

ALL-TIME MLS MINUTES PLAYED LEADERS

NAME	TEAM(S)	MINUTES PLAYED
1 Steve Ralston	NE*	17960
2 Mark Chung	COL*	17430
3 Jason Kreis	DAL	17044
4 Chris Henderson	COL*	16884
5 Preki	KC*	16711

ALL-TIME MLS POINT STREAK LEADERS

NAME	TEAM	GAMES	STREAK START DATE	END DATE
1 Ronald Cerritos	SJ	11	06/15/97	08/29/97
Mauricio Cienfuegos	LA	11	09/07/97	05/20/98
Roy Lassiter	DC	11	04/25/98	06/25/98
4 Raul Diaz Arce	DC	10	04/12/97	07/25/97
Cobi Jones	LA	10	09/28/97	07/10/98

ALL-TIME MLS GOAL STREAK LEADERS

NAME	TEAM	GAMES	STREAK START DATE	END DATE
1 Raul Diaz Arce	DC	7	04/12/97	07/06/97
Wolde Harris	NE	7	07/19/00	08/30/00
3 Stern John	CLB	6	09/16/98	04/17/99
Roy Lassiter	DC	6	04/24/99	06/05/99
Roy Lassiter	DC	6	04/29/98	05/30/98
Roy Lassiter	TB	6	08/31/96	03/29/97
Roy Lassiter	TB	6	05/18/96	06/30/96
Jaime Moreno	DC	6	04/05/97	05/10/97
Alex Pineda Chacon	NE	6	08/11/01	04/06/02
Taylor Twellman	NE	6	04/20/02	06/01/02

ALL-TIME MLS ASSIST STREAK LEADERS

NAME	TEAM	GAMES	STREAK START DATE	END DATE
1 Martin Machon	MIA	8	07/19/00	
2 Andy Williams	CLB	7	07/29/98	09/09/98
3 Jeff Cunningham	CLB	6	07/04/01	08/11/01
Carlos Valderrama	TB	6	09/14/96	05/17/97
5 12 times		5		

ALL-TIME MLS GOALKEEPER WIN (Includes OT) LEADERS

NAME	TEAM(S)	GAMES	WON
1 Zach Thornton	CHI*	140	76
2 Kevin Hartman	LA	124	73
3 Scott Garlick	COL*	140	70
4 Tony Meola	KC*	164	69
5 Mark Dougherty	CLB*	122	65
6 Mike Ammann	DC*	125	53

ALL-TIME MLS GOALKEEPER LOSS (Includes OT) LEADERS

NAME	TEAM (S)	GAMES	LOST
1 Tony Meola	KC*	164	78
2 Mike Ammann	DC*	125	66
3 Scott Garlick	COL*	140	57
4 David Kramer	COL*	106	51
5 Mark Dougherty	CLB*	122	50

ALL-TIME MLS GOALKEEPER OVERTIME WIN LEADERS

NAME	TEAM (S)	GAMES	WON
1 Mike Ammann	DC*	125	14
Scott Garlick	COL*	140	14
3 David Kramer	COL*	106	13
4 Mark Dodd	DAL	92	11
5 Jeff Causey	NE*	89	9
Mark Dougherty	CLB*	122	9
Zach Thornton	CHI*	140	9

ALL-TIME MLS GOALKEEPER OVERTIME LOSS LEADERS

NAME	TEAM (S)	GAMES	LOST
1 David Kramer	COL*	106	13
2 Kevin Hartman	LA	124	12
3 Jeff Causey	NE*	89	10
Mark Dougherty	CLB*	122	10
Zach Thornton	CHI*	140	10
Tony Meola	KC*	164	10

ALL-TIME MLS GOALKEEPER MINUTES LEADERS

NAME	TEAM (S)	GAMES	MIN
1 Tony Meola	KC*	164	14728
2 Scott Garlick	COL*	140	12555
3 Zach Thornton	CHI*	140	12473
4 Mike Ammann	DC*	125	11155
5 Kevin Hartman	LA	124	10973

ALL-TIME MLS GOALKEEPER SAVE LEADERS

NAME	TEAM (S)	GAMES	SVS
1 Tony Meola	KC*	164	765
2 Scott Garlick	COL*	140	680
3 Zach Thornton	CHI*	140	530
4 Mark Dougherty	CLB*	122	505
5 Mark Dodd	DAL	92	495

ALL-TIME MLS GOALKEEPER CATCH/PUNCH LEADERS

NAME	TEAM (S)	GAMES	C/P
1 Tony Meola	KC*	164	513
2 Scott Garlick	COL*	140	497
3 Mark Dodd	DAL	92	429
Zach Thornton	CHI*	140	429
5 Matt Jordan	DAL	114	421

ALL-TIME MLS GOALKEEPER SHUTOUT LEADERS

NAME	TEAM (S)	GAMES	SHT
1 Tony Meola	KC*	164	44
2 Kevin Hartman	LA	124	37
3 Zach Thornton	CHI*	140	36
4 Matt Jordan	DAL	114	30
5 Joe Cannon	SJ	101	26

ALL-TIME MLS GOALKEEPER SAVE PERCENTAGE LEADERS

NAME	TEAM	GAMES	SVS	SOG	SV %
1 Joe Cannon	SJ	101	433	580	0.747
2 Kevin Hartman	LA	124	453	615	0.737
3 Tony Meola	KC*	164	765	1040	0.736
4 Zach Thornton	CHI*	140	530	726	0.730
5 Marcus Hahnemann	COL	66	317	439	0.722

ALL-TIME MLS TEAM TOTALS

TEAM	GP	G	A	SHT	SOG	PG	PA	BK	FC	FS	OF	CK	C	E
Chicago Fire	151	273	352	2182	1003	18	29	30	2406	2443	440	837	278	25
Colorado Rapids	214	316	406	2976	1272	24	32	81	3236	3009	750	1103	359	19
Columbus Crew	214	357	446	2950	1270	20	25	72	3136	3401	660	1111	320	23
Dallas Burn	182	298	378	2479	1192	18	23	62	2882	2560	604	959	329	26
D.C. United	182	326	395	2570	1287	25	35	55	2974	2748	626	1257	355	26
Kansas City Wizards	183	252	323	2497	1088	15	24	36	2656	2672	548	943	276	23
Los Angeles Galaxy	182	332	403	2621	1252	23	33	37	2789	2582	624	1024	309	24
MetroStars	214	317	382	3008	1322	24	41	101	3224	3293	683	1065	407	46
Miami Fusion	122	199	287	1669	744	12	16	42	1847	1832	444	721	244	27
N.E. Revolution	215	305	336	2795	1309	29	38	100	3589	3097	689	1102	397	27
San Jose Earthquakes	182	278	372	2388	1158	14	19	58	2810	2583	623	954	305	21
Tampa Bay Mutiny	155	246	355	2088	897	11	22	60	1999	2139	587	732	268	27

ALL-TIME MLS GOALKEEPER SAVE AVERAGE LEADERS

NAME	TEAM	SVS	MIN	AVG.
1 Mark Dodd	DAL	495	7977	5.58
2 Tim Howard	MET	368	6459	5.13
3 Adin Brown	NE*	262	4624	5.10
4 Marcus Hahnemann	COL	317	5847	4.88
5 Scott Garlick	COL*	680	12555	4.87

ALL-TIME MLS GOALKEEPER SAVE RATIO LEADERS

NAME	TEAM	GAMES	SVS	GA	SV RAT.
1 Mark Dodd	DAL	92	495	139	3.56
2 Tim Howard	MET	72	368	107	3.44
3 Joe Cannon	SJ	101	433	129	3.36
4 Kevin Hartman	LA	124	453	136	3.33
5 Tony Meola	KC*	164	765	236	3.24

ALL-TIME MLS GOALKEEPER WIN STREAK LEADERS

NAME	TEAM	GAMES	STREAK	START DATE	END DATE
1 Jorge Campos	CHI	11	11	04/13/96	06/30/96
Zach Thornton	CHI	11	11	05/16/98	07/25/98
3 Tony Meola	KC	10	10	03/25/00	06/04/00
4 Scott Garlick	DC	9	9	07/02/98	09/13/98
5 Kevin Hartman	LA	8	8	03/21/98	05/20/98
Nick Rimando	MIA	8	8	04/21/01	07/07/01

2002 MLS CUP PLAYOFFS MEDIA GUIDE

IT'S YOUR GAME!

ALL-TIME MLS TEAM TOTALS (RANK WITHIN CATEGORY)

TEAM	G	A	SHT	SOG	BK	FC	FS	OF	CK	C	E
Chicago Fire	(9)	(9)	(10)	(10)	(12)	(10)	(10)	(12)	(10)	(9)	(7)
Colorado Rapids	(5)	(2)	(2)	(4)	(3)	(2)	(4)	(1)	(3)	(3)	(12)
Columbus Crew	(1)	(1)	(3)	(5)	(4)	(4)	(1)	(4)	(2)	(6)	(9)
Dallas Burn	(7)	(6)	(8)	(7)	(5)	(6)	(9)	(8)	(7)	(5)	(5)
D.C. United	(3)	(4)	(6)	(3)	(8)	(5)	(5)	(5)	(1)	(4)	(5)
Kansas City Wizards	(10)	(11)	(7)	(9)	(11)	(9)	(6)	(10)	(9)	(10)	(9)
Los Angeles Galaxy	(2)	(3)	(5)	(6)	(10)	(8)	(8)	(6)	(6)	(7)	(8)
MetroStars	(4)	(5)	(1)	(1)	(1)	(3)	(2)	(3)	(5)	(1)	(1)
Miami Fusion	(12)	(12)	(12)	(12)	(9)	(12)	(12)	(11)	(12)	(12)	(2)
N.E. Revolution	(6)	(10)	(4)	(2)	(2)	(1)	(3)	(2)	(4)	(2)	(2)
San Jose Earthquakes	(8)	(7)	(9)	(8)	(7)	(7)	(7)	(7)	(8)	(8)	(11)
Tampa Bay Mutiny	(11)	(8)	(11)	(11)	(6)	(11)	(11)	(9)	(11)	(11)	(2)

ALL-TIME MLS TEAM STANDINGS - HOME & AWAY PLAY

HOME RECORDS					AWAY RECORDS				
TEAM	W	L	T	PCT	TEAM	W	L	T	PCT
Chicago Fire	50	18	8	0.711	Los Angeles Galaxy	51	48	8	0.514
Los Angeles Galaxy	72	27	8	0.710	Chicago Fire	32	36	7	0.473
Miami Fusion	39	18	5	0.669	D.C. United	43	59	6	0.426
D.C. United	66	33	7	0.656	Dallas Burn	39	58	10	0.411
Kansas City Wizards	65	37	5	0.631	Tampa Bay Mutiny	35	56	2	0.387
Dallas Burn	64	37	6	0.626	Columbus Crew	39	64	4	0.383
Columbus Crew	60	35	12	0.617	MetroStars	38	67	2	0.364
San Jose Earthquakes	61	37	9	0.612	Kansas City Wizards	29	63	16	0.343
Colorado Rapids	59	39	9	0.593	Colorado Rapids	33	67	7	0.341
N.E. Revolution	55	47	5	0.537	San Jose Earthquakes	32	67	8	0.336
Tampa Bay Mutiny	48	42	4	0.532	Miami Fusion	17	38	5	0.325
MetroStars	53	48	6	0.523	N.E. Revolution	30	69	9	0.319

ALL-TIME MLS OVERALL WIN-LOSS BREAKDOWN

TEAM	REGULATION		OVERTIME		AGGREGATE GOALS	
	HOME	ROAD	HOME	ROAD	HOME	ROAD
Los Angeles Galaxy	67-26	49-44	5-1-8	2-4-8	200-103	191-169
Kansas City Wizards	65-35	29-61	0-2-5	0-2-16	193-143	120-201
D.C. United	62-31	43-55	4-2-7	0-4-6	228-164	160-189
Dallas Burn	61-37	37-57	3-0-6	2-1-10	197-136	151-199
San Jose Earthquakes	60-37	32-66	1-0-9	0-1-8	196-133	132-199
Columbus Crew	58-34	38-62	2-1-12	1-2-4	210-146	147-187
Colorado Rapids	56-39	32-64	3-0-9	1-3-7	176-148	140-232
N.E. Revolution	53-46	30-68	2-1-5	0-1-9	173-162	132-216
MetroStars	51-47	36-65	2-1-6	2-2-2	183-167	134-198
Chicago Fire	48-18	31-32	2-0-8	1-4-7	155-81	118-119
Tampa Bay Mutiny	47-41	35-55	1-1-4	0-1-2	180-151	132-185
Miami Fusion	38-18	17-37	1-0-5	0-1-5	122-100	77-119

ALL-TIME MLS TEAM vs TEAM RECORDS

	vs CHI	vs COL	vs CLB	vs DAL	vs DC	vs KC	vs LA	vs MET	vs MIA	vs NE	vs SJ	vs TB
Chicago Fire	-----	8-6-2	11-4-1	8-8-1	5-5-2	11-3-0	5-10-1	8-4-0	6-4-0	5-4-3	6-5-3	9-1-2
Colorado Rapids	6-8-2	-----	10-3-3	11-12-1	5-9-2	10-12-5	9-19-0	7-8-1	3-7-0	10-7-1	13-14-1	8-7-0
Columbus Crew	4-11-1	3-10-3	-----	6-11-3	9-7-1	9-5-2	14-10-0	6-5-1	17-7-2	12-7-1	10-13-0	10-13-0
Dallas Burn	8-8-1	12-11-1	11-6-3	-----	11-7-0	11-9-4	9-12-5	10-8-0	3-4-1	6-10-1	12-12-0	10-8-0
D.C. United	5-5-2	9-5-2	13-9-2	7-11-0	-----	8-8-2	9-10-0	16-11-1	7-7-1	16-12-0	6-8-2	13-6-1
Kansas City Wizards	3-11-0	12-10-5	7-9-1	9-11-4	8-8-2	-----	10-15-3	9-7-2	3-4-1	10-6-0	13-13-2	10-6-1
Los Angeles Galaxy	10-5-1	19-9-0	5-9-2	12-9-5	10-9-0	15-10-3	-----	11-6-0	5-2-1	10-5-1	17-7-2	9-4-1
MetroStars	4-8-0	8-7-1	10-14-0	8-10-0	11-16-1	7-9-2	6-11-0	-----	10-5-0	14-12-1	4-10-3	9-13-0
Miami Fusion	4-6-0	7-3-0	5-6-1	4-3-1	7-7-1	4-3-1	2-5-1	5-10-0	-----	9-4-3	2-4-2	7-5-0
N.E. Revolution	4-5-3	7-10-1	7-17-2	10-6-1	12-16-0	6-10-0	5-10-1	12-14-1	4-9-3	-----	8-10-1	10-9-1
San Jose Earthquakes	5-6-3	14-13-1	7-12-1	12-12-0	8-6-2	13-13-2	7-17-2	10-4-3	4-2-2	10-8-1	-----	3-11-0
Tampa Bay Mutiny	1-9-2	7-8-0	13-10-0	8-10-0	6-13-1	6-10-1	4-9-1	13-9-0	5-7-0	9-10-1	11-3-0	-----

ALL-TIME MLS TEAM vs TEAM AGGREGATE GOALS

	vs CHI	vs COL	vs CLB	vs DAL	vs DC	vs KC	vs LA	vs MET	vs MIA	vs NE	vs SJ	vs TB
Chicago Fire	---	31-19	29-23	32-31	18-20	38-15	18-22	22-14	20-13	19-16	22-17	24-10
Colorado Rapids	19-31	---	30-22	34-44	25-35	36-50	30-55	20-27	15-18	35-27	47-49	25-22
Columbus Crew	23-29	22-30	---	26-33	39-37	40-29	25-20	36-34	24-19	42-27	41-32	39-43
Dallas Burn	31-32	44-34	33-26	---	35-37	42-25	33-47	35-25	14-15	23-31	29-37	29-26
D.C. United	20-18	35-25	37-39	37-35	---	30-36	24-28	55-43	29-31	44-38	31-26	46-34
Kansas City Wizards	15-38	50-36	29-40	25-42	36-30	---	31-47	27-22	9-10	26-19	37-36	28-24
Los Angeles Galaxy	22-18	55-30	20-25	47-33	28-24	47-31	---	31-21	23-14	33-19	43-33	42-24
MetroStars	14-22	27-20	34-36	25-35	43-55	22-27	21-31	---	31-27	53-44	17-25	30-43
Miami Fusion	13-20	18-15	19-24	15-14	31-29	10-9	14-23	27-31	---	23-19	8-17	21-18
N.E. Revolution	16-19	27-35	27-42	31-23	38-44	19-26	19-33	44-53	19-23	---	30-39	35-41
San Jose Earthquakes	17-22	49-47	32-41	37-29	26-31	36-37	33-43	25-17	17-8	39-30	---	17-27
Tampa Bay Mutiny	10-24	22-25	43-39	26-29	34-46	24-28	24-42	43-30	18-21	41-35	27-17	---

ALL-TIME MLS TEAM GOALS SCORED INTERVALS

TEAM	TOTAL	1-15	15-30	31-45	46-60	61-75	76-90	Overtime
Chicago Fire	273	37	31	48	49	46	59	3
Colorado Rapids	316	44	43	43	47	52	83	4
Columbus Crew	357	48	50	52	58	65	81	3
Dallas Burn	348	34	46	59	52	64	88	5
D.C. United	388	46	49	65	71	80	73	4
Kansas City Wizards	313	34	52	48	60	50	69	0
Los Angeles Galaxy	391	47	57	51	54	63	112	7
MetroStars	317	42	48	55	60	44	64	4
Miami Fusion	199	17	31	30	37	43	40	1
N.E. Revolution	305	32	45	60	45	53	68	2
San Jose Earthquakes	328	47	39	59	46	61	75	1
Tampa Bay Mutiny	312	46	50	61	46	48	60	1

ALL-TIME MLS TEAM GOALS ALLOWED INTERVALS

TEAM	TOTAL	1-15	15-30	31-45	46-60	61-75	76-90	Overtime
Chicago Fire	200	32	22	34	19	35	54	4
Colorado Rapids	380	39	59	60	68	64	87	3
Columbus Crew	333	41	46	56	56	56	75	3
Dallas Burn	335	45	47	44	56	64	78	1
D.C. United	353	48	56	53	59	58	73	6
Kansas City Wizards	344	40	49	57	50	54	90	4
Los Angeles Galaxy	272	40	36	48	45	48	50	5
MetroStars	365	45	52	57	58	72	78	3
Miami Fusion	219	23	25	36	51	26	57	1
N.E. Revolution	378	38	50	74	53	74	87	2
San Jose Earthquakes	332	47	40	67	58	46	73	1
Tampa Bay Mutiny	336	36	59	45	52	72	70	2

ALL-TIME MLS HOME GOAL-SCORING TOTALS

TEAM	HOME RECORD	GOALS TOTAL	FOR AVG	GOALS AGAINST TOTAL	AGAINST AVG
D.C. United	66-33-7	228	2.15	164	1.55 (9th)
Columbus Crew	60-35-12	210	1.96	146	1.36 (6th)
Los Angeles Galaxy	72-27-8	200	1.87	103	0.96 (1st)
Dallas Burn	64-37-6	197	1.84	136	1.27 (4th)
San Jose Earthquakes	61-37-9	196	1.83	133	1.24 (3rd)
Kansas City Wizards	65-37-5	193	1.80	143	1.34 (5th)
MetroStars	53-48-6	183	1.71	167	1.56 (10th)
Tampa Bay Mutiny	48-42-4	180	1.91	151	1.61 (11th)
Colorado Rapids	59-39-9	176	1.64	148	1.38 (7th)
N.E. Revolution	55-47-5	173	1.62	162	1.51 (8th)
Chicago Fire	50-18-8	155	2.04	81	1.07 (2nd)
Miami Fusion	39-18-5	122	1.97	100	1.61 (12th)
OVERALL		2213	1.85	1634	1.37

ALL-TIME MLS ROAD GOAL-SCORING TOTALS

TEAM	ROAD RECORD	GOALS TOTAL	FOR AVG	GOALS AGAINST TOTAL	AGAINST AVG
Los Angeles Galaxy	51-48-8	191	1.79	169	1.58 (2nd)
D.C. United	43-59-6	160	1.48	189	1.75 (4th)
Dallas Burn	39-58-10	151	1.41	199	1.86 (6th)
Columbus Crew	39-64-4	147	1.37	187	1.75 (3rd)
Colorado Rapids	33-67-7	140	1.31	232	2.17 (12th)
MetroStars	38-67-2	134	1.25	198	1.85 (5th)
N.E. Revolution	30-69-9	132	1.22	216	2.00 (11th)
Tampa Bay Mutiny	35-56-2	132	1.42	185	1.99 (10th)
San Jose Earthquakes	32-67-8	132	1.23	199	1.86 (6th)
Kansas City Wizards	29-63-16	120	1.11	201	1.86 (8th)
Chicago Fire	32-36-7	118	1.57	119	1.59 (1st)
Miami Fusion	17-38-5	77	1.28	119	1.98 (9th)
OVERALL		1634	1.37	2213	1.85

ALL-TIME MLS FIRST-HALF GOAL-SCORING TOTALS

TEAM	OVERALL RECORD	GOALS TOTAL	FOR AVG	GOALS AGAINST TOTAL	AGAINST AVG
D.C. United	109-92-13	159	0.74	157	0.73 (9th)
Tampa Bay Mutiny	83-98-6	156	0.83	140	0.75 (12th)
Los Angeles Galaxy	123-75-16	155	0.72	124	0.58 (1st)
Columbus Crew	99-99-16	149	0.70	142	0.66 (4th)
MetroStars	91-115-8	145	0.68	154	0.72 (8th)
San Jose Earthquakes	93-104-17	145	0.68	153	0.71 (7th)
Dallas Burn	103-95-16	139	0.65	136	0.64 (3rd)
N.E. Revolution	85-116-14	137	0.64	160	0.74 (11th)
Kansas City Wizards	94-100-21	134	0.62	146	0.68 (5th)
Colorado Rapids	92-106-16	129	0.60	158	0.74 (10th)
Chicago Fire	82-54-15	116	0.77	88	0.58 (2nd)
Miami Fusion	56-56-10	78	0.64	84	0.69 (6th)
OVERALL		1642	0.69	1642	0.69

ALL-TIME MLS SECOND-HALF (Includes OT) GOAL-SCORING TOTALS

TEAM	OVERALL RECORD	GOALS TOTAL	FOR AVG	GOALS AGAINST TOTAL	AGAINST AVG
Los Angeles Galaxy	123-75-16	229	1.07	143	0.67 (1st)
D.C. United	109-92-13	225	1.05	190	0.89 (5th)
Columbus Crew	99-99-16	205	0.96	188	0.88 (4th)
Dallas Burn	103-95-16	204	0.95	198	0.93 (7th)
Colorado Rapids	92-106-16	183	0.86	219	1.02 (10th)
San Jose Earthquakes	93-104-17	182	0.85	178	0.83 (3rd)
Kansas City Wizards	94-100-21	179	0.83	194	0.90 (6th)
MetroStars	91-115-8	168	0.79	208	0.97 (8th)
N.E. Revolution	85-116-14	166	0.77	216	1.00 (9th)
Tampa Bay Mutiny	83-98-6	155	0.83	194	1.04 (11th)
Chicago Fire	82-54-15	154	1.02	108	0.72 (2nd)
Miami Fusion	56-56-10	120	0.98	134	1.10 (12th)
OVERALL		2170	0.91	2170	0.91

ALL-TIME MLS TEAM TOTAL SHOTS FOR

TEAM	OVERALL RECORD	SHOTS FOR 1st HALF	2nd HALF/OT	TOTAL
MetroStars	91-115-8	1,338	1,670	3,008
Colorado Rapids	92-106-16	1,375	1,601	2,976
Columbus Crew	99-99-16	1,322	1,628	2,950
N.E. Revolution	85-116-14	1,273	1,522	2,795
Los Angeles Galaxy	123-75-16	1,183	1,438	2,621
D.C. United	109-92-13	1,201	1,369	2,570
Kansas City Wizards	94-100-21	1,137	1,360	2,497
Dallas Burn	103-95-16	1,128	1,351	2,479
San Jose Earthquakes	93-104-17	1,063	1,325	2,388
Chicago Fire	82-54-15	1,008	1,174	2,182
Tampa Bay Mutiny	83-98-6	961	1,127	2,088
Miami Fusion	56-56-10	755	914	1,669
OVERALL		13,744	16,479	30,223

ALL-TIME MLS TEAM TOTAL SHOTS AGAINST

TEAM	OVERALL RECORD	SHOTS AGAINST 1st HALF	2nd HALF/OT	TOTAL
Chicago Fire	82-54-15	756	990	1,746
Miami Fusion	56-56-10	872	1,043	1,915
Los Angeles Galaxy	123-75-16	1,029	1,137	2,166
D.C. United	109-92-13	952	1,269	2,221
San Jose Earthquakes	93-104-17	1,102	1,212	2,314
Kansas City Wizards	94-100-21	1,124	1,363	2,487
Dallas Burn	103-95-16	1,129	1,418	2,547
Tampa Bay Mutiny	83-98-6	1,199	1,409	2,608
N.E. Revolution	85-116-14	1,248	1,477	2,725
Columbus Crew	99-99-16	1,417	1,716	3,133
Colorado Rapids	92-106-16	1,411	1,743	3,154
MetroStars	91-115-8	1,498	1,739	3,237
OVERALL		13,737	16,516	30,253

ALL-TIME MLS RESULTS WHEN SCORING FIRST GOAL

TEAM	W	L	T	PCT
Los Angeles Galaxy	97	13	5	0.865
Miami Fusion	40	7	5	0.817
Dallas Burn	81	19	7	0.790
Kansas City Wizards	68	17	5	0.783
D.C. United	80	23	4	0.766
Chicago Fire	60	16	8	0.762
Colorado Rapids	73	24	7	0.736
San Jose Earthquakes	70	24	4	0.735
Columbus Crew	75	28	7	0.714
Tampa Bay Mutiny	63	25	2	0.711
MetroStars	66	28	4	0.694
N.E. Revolution	59	25	4	0.693

ALL-TIME MLS RESULTS WHEN ALLOWING FIRST GOAL

TEAM	W	L	T	PCT
Chicago Fire	22	38	4	0.375
Los Angeles Galaxy	26	62	7	0.311
D.C. United	29	69	5	0.306
Columbus Crew	24	71	6	0.267
Kansas City Wizards	26	83	7	0.254
Miami Fusion	16	49	2	0.254
San Jose Earthquakes	23	80	7	0.241
Dallas Burn	22	76	6	0.240
N.E. Revolution	26	91	8	0.240
MetroStars	25	87	1	0.226
Tampa Bay Mutiny	20	73	2	0.221
Colorado Rapids	19	82	7	0.208

ALL-TIME MLS RESULTS WHEN LEADING AT THE HALF

TEAM	W	L	T	PCT
Los Angeles Galaxy	70	3	2	0.947
Miami Fusion	29	3	2	0.882
D.C. United	57	7	2	0.879
Dallas Burn	52	8	3	0.849
N.E. Revolution	44	7	2	0.849
San Jose Earthquakes	53	9	3	0.838
Tampa Bay Mutiny	51	11	3	0.808
Chicago Fire	45	10	3	0.802
MetroStars	48	12	3	0.786
Kansas City Wizards	44	12	3	0.771
Columbus Crew	53	15	3	0.768
Colorado Rapids	39	11	5	0.755

ALL-TIME MLS RESULTS WHEN TRAILING AT THE HALF

TEAM	W	L	T	PCT
Chicago Fire	11	28	1	0.288
D.C. United	14	47	3	0.242
N.E. Revolution	14	56	4	0.216
San Jose Earthquakes	12	56	4	0.194
Kansas City Wizards	10	54	5	0.181
Dallas Burn	9	46	3	0.181
Los Angeles Galaxy	6	41	4	0.157
Columbus Crew	7	51	4	0.145
Tampa Bay Mutiny	8	49	0	0.140
Miami Fusion	4	33	2	0.128
Colorado Rapids	6	63	4	0.110
MetroStars	7	61	0	0.103

ALL-TIME MLS STANDINGS - ONE-GOAL GAMES

TEAM	W	L	T	PCT
Miami Fusion	34	22	0	0.607
Los Angeles Galaxy	71	51	0	0.582
Chicago Fire	41	37	0	0.526
Colorado Rapids	56	52	0	0.519
Dallas Burn	59	56	0	0.513
D.C. United	62	59	0	0.512
Kansas City Wizards	56	54	0	0.509
Columbus Crew	59	64	0	0.480
San Jose Earthquakes	56	61	0	0.479
N.E. Revolution	55	67	0	0.451
MetroStars	53	66	0	0.445
Tampa Bay Mutiny	51	64	0	0.443

ALL-TIME MLS TEAM WINNING STREAK LEADERS

TEAM	GAMES WON	START DATE	END DATE
1 Los Angeles Galaxy	15	09/07/97	05/20/98
2 Los Angeles Galaxy	12	04/13/96	06/30/96
3 Chicago Fire	11	05/16/98	07/09/98
D.C. United	11	07/25/99	10/06/99
5 D.C. United	9	07/02/98	08/29/98
Tampa Bay Mutiny	9	08/31/96	04/20/97

ALL-TIME MLS TEAM UNDEFEATED STREAK LEADERS

TEAM	GAMES WON/TIED	START DATE	END DATE
1 Los Angeles Galaxy	15	09/07/97	05/20/98
2 Los Angeles Galaxy	12	03/25/00	06/04/00
Los Angeles Galaxy	12	04/13/96	06/30/96
Los Angeles Galaxy	12	10/09/99	05/24/00
Miami Fusion	12	04/21/01	07/07/01
San Jose Earthquakes	12	04/28/01	07/07/01

ALL-TIME MLS TEAM LOSING STREAK LEADERS

TEAM	GAMES LOST	START DATE	END DATE
1 MetroStars	12	07/04/99	09/12/99
2 Kansas City Wizards	10	09/17/98	05/08/99
3 N.E. Revolution	9	07/20/97	09/12/97
N.E. Revolution	9	05/13/98	07/04/98
5 Kansas City Wizards	7	09/04/99	03/25/00
N.E. Revolution	7	07/11/99	08/25/99
Tampa Bay Mutiny	7	05/12/01	06/23/01

ALL-TIME MLS WINNINGEST COACHES (BY WINS)

COACH	TEAM(S)	W	L	T	PCT.	PTS.	OT Record
Bob Bradley	CHI	82	54	15	0.593	251	3-4-15
Thomas Rongen	DC*	82	90	8	0.478	225	2-4-8
Dave Dir	DAL	81	75	4	0.519	217	0-0-4
Octavio Zambrano	MET*	80	55	8	0.587	238	4-3-8
Tom Fitzgerald	CLB	70	67	7	0.510	195	1-0-7
Glenn Myernick	COL	63	61	4	0.508	173	3-1-4
Sigi Schmid	LA	61	35	16	0.616	194	7-5-16
Bruce Arena	USA*	61	35	0	0.635	159	0-0-0
Tim Hankinson	COL*	57	62	16	0.481	175	2-3-16
Ron Newman	KC	50	50	0	0.500	122	0-0-0
Bob Gansler	KC	44	47	21	0.487	149	0-4-21
Ray Hudson	DC*	36	31	11	0.532	119	3-3-11
Brian Quinn	SJ	35	41	0	0.461	77	0-0-0
Lothar Osiander	SJ*	31	40	8	0.443	91	0-1-8
Frank Yallop	SJ	27	18	9	0.583	90	1-0-9
Greg Andrulis	CLB	23	16	9	0.573	78	2-3-9
Fernando Clavijo	NE	22	31	13	0.432	79	2-1-13
Mike Jeffries	DAL	22	20	12	0.519	78	5-1-12
Ivo Wortmann	MIA	21	28	4	0.434	57	0-0-4

ALL-TIME MLS TEAM HOME WINNING STREAK LEADERS

TEAM	GAMES WON	START DATE	END DATE
1 San Jose Earthquakes	12	08/25/01	08/17/02
2 Colorado Rapids	9	09/02/98	07/04/99
Columbus Crew	9	08/10/96	05/29/97
Los Angeles Galaxy	9	09/07/97	05/30/98
Miami Fusion	9	08/05/00	06/16/01

ALL-TIME MLS TEAM HOME UNDEFEATED STREAK LEADERS

TEAM	GAMES WON/TIED	START DATE	END DATE
1 Chicago Fire	15	05/24/00	05/30/01
San Jose Earthquakes	15	08/21/99	07/15/00
San Jose Earthquakes	15	08/25/01	09/21/02
4 Columbus Crew	11	05/05/01	03/23/02
Miami Fusion	11	08/05/00	07/07/01

ALL-TIME MLS TEAM HOME LOSING STREAK LEADERS

TEAM	GAMES LOST	START DATE	END DATE
1 N.E. Revolution	8	05/16/98	08/05/98
2 MetroStars	7	07/24/99	04/01/00
3 Columbus Crew	6	05/19/96	07/25/96
San Jose Earthquakes	6	07/15/00	09/01/00
5 Kansas City Wizards	5	09/19/98	05/08/99
N.E. Revolution	5	07/11/99	09/07/99
San Jose Earthquakes	5	09/11/97	04/11/98
Tampa Bay Mutiny	5	05/16/98	08/06/98

ALL-TIME MLS TEAM ROAD WINNING STREAK LEADERS

TEAM	GAMES WON	START DATE	END DATE
1 D.C. United	7	07/07/99	04/01/00
Los Angeles Galaxy	7	09/14/97	05/20/98
3 Kansas City Wizards	5	05/30/97	07/12/97
Los Angeles Galaxy	5	04/20/96	06/30/96
Los Angeles Galaxy	5	08/05/98	04/03/99
MetroStars	5	06/03/00	08/02/00

ALL-TIME MLS TEAM ROAD UNDEFEATED STREAK LEADERS

TEAM	GAMES WON/TIED	START DATE	END DATE
1 D.C. United	7	07/07/99	04/01/00
Los Angeles Galaxy	7	09/14/97	05/20/98
3 Kansas City Wizards	6	08/12/00	04/07/01
Los Angeles Galaxy	6	10/09/99	05/24/00
San Jose Earthquakes	6	04/28/01	07/07/01

ALL-TIME MLS TEAM ROAD LOSING STREAK LEADERS

TEAM	GAMES LOST	START DATE	END DATE
1 Kansas City Wizards	16	05/31/98	07/03/99
2 D.C. United	12	07/18/01	07/20/02
MetroStars	12	09/15/96	08/23/97
4 Tampa Bay Mutiny	11	05/05/01	
5 MetroStars	10	05/08/99	09/12/99
N.E. Revolution	10	07/04/97	09/25/97

ALL-TIME MLS WINNINGEST COACHES (BY WINS) - cont.

COACH	TEAM(S)	W	L	T	PCT.	PTS.	OT Record
John Kowalski	TB	20	27	0	0.426	54	0-0-0
Laurie Calloway	SJ	20	27	0	0.426	50	0-0-0
Alfonso Mondelo	TB*	17	29	1	0.372	48	0-0-1
Frank Stapleton	NE	15	17	0	0.469	33	0-0-0
Carlos A. Parreira	MET	13	19	0	0.406	35	0-0-0
Walter Zenga	NE	13	23	0	0.361	31	0-0-0
Steve Nicol	NE	12	10	1	0.543	35	0-1-1
Carlos Queiroz	MET	12	12	0	0.500	34	0-0-0
Bobby Houghton	COL	11	20	0	0.355	29	0-0-0
Bora Milutinovic	MET	8	25	0	0.242	16	0-0-0
Carlos Coroba	MIA	8	11	0	0.421	14	0-0-0
Timo Liekoski	CLB	6	16	0	0.273	14	0-0-0
Eddie Firmani	MET	3	5	0	0.375	5	0-0-0
Jorge Espinoza	SJ	2	0	0	1.000	6	0-0-0
Perry Van Der Beck	TB	1	9	1	0.136	4	0-1-1
Ralph Perez	LA	1	0	0	1.000	3	0-0-0
Roy Wegerle	TB*	0	1	0	0.000	0	0-0-0
Ken Fogarty	KC	0	3	0	0.000	0	0-0-0

* Coached more than one team - Most Recent Team Listed

ALL-TIME MLS OWN GOALS RECEIVED

Team	Date	Player/Min.	Score
CLB	04/13/96	(Lee - DC - 18)	DC 0 @ CLB 4
TB	04/20/96	(Marino - CLB - 28)	TB 2 @ CLB 1
NE	04/20/96	(Caricola - MET - 87)	NE 1 @ MET 0
CLB	05/02/96	(Bowers - KC - 65)	CLB 4 @ KC 6
MET	05/04/96	(Kooiman - TB - 72)	TB 3 @ MET 4 (SO)
TB	06/05/96	(Ekeme - KC - 55)	TB 3 @ KC 1
DAL	06/08/96	(Emenalo - SJ - 44)	SJ 1 @ DAL 4
COL	07/04/96	(Caricola - MET - 68)	MET 1 @ COL 2
KC	07/31/96	(Vaudreuil - DC - 19)	KC 3 @ DC 2
KC	09/01/96	(Silvera - MET - 70)	MET 2 @ KC 3 (SO)
NE	03/29/97	(Dade - DAL - 38)	NE 1 @ DAL 0
DAL	05/04/97	(Agoos - DC - 33)	DC 2 @ DAL 3 (SO)
KC	05/30/97	(Vanney - LA - 89)	KC 3 @ LA 1
MET	08/23/97	(Martinez - DAL - 60)	MET 2 @ DAL 1
DC	09/13/97	(Hejduk - TB - 3)	DC 2 @ TB 1
DC	09/16/97	(Keegan - NE - 31)	NE 2 @ DC 3 (SO)
KC	05/20/98	(Rodriguez - DAL - 84)	KC 2 @ DAL 1 (SO)
DC	06/07/98	(Soehn - DAL - 88)	DAL 5 @ DC 4 (SO)
NE	06/27/98	(Eck - DAL - 9)	DAL 4 @ NE 3 (SO)
DC	07/25/98	(Fraser - LA - 44)	DC 1 @ LA 0
MET	07/29/98	(McKeon - KC - 13)	KC 2 @ MET 3 (SO)
LA	08/08/98	(Okaroh - CHI - 37)	LA 2 @ CHI 1
CHI	08/08/98	(Pena - LA - 87)	LA 2 @ CHI 1
CLB	08/16/98	(Bowers - KC - 54)	KC 3 @ CLB 5
MIA	09/05/98	(Hendrickson - LA - 14)	LA 5 @ MIA 3
CLB	09/06/98	(Duhaney - MET - 25)	MET 3 @ CLB 4
DC	09/16/98	(Harty - MET - 67)	DC 5 @ MET 0
NE	09/19/98	(McCarty - TB - 65)	TB 0 @ NE 3
DC	09/27/98	(Smith - CLB - 70)	CLB 2 @ DC 3 (SO)
COL	04/10/99	(Heaps - MIA - 48)	MIA 1 @ COL 4
COL	05/27/99	(Clark - SJ - 54)	SJ 2 @ COL 4
KC	06/12/99	(Deering - DAL - 61)	DAL 0 @ KC 1
SJ	06/12/99	(Moore - TB - 35)	TB 1 @ SJ 2 (SO)
DAL	07/04/99	(Kotschau - CHI - 15)	CHI 2 @ DAL 1
MIA	07/29/99	(Trittschuh - TB - 46)	TB 2 @ MIA 3 (SO)
LA	08/14/99	(Eck - DAL - 58)	DAL 0 @ LA 2
MIA	09/04/99	(Hendrickson - LA - 27)	LA 2 @ MIA 1
LA	10/03/99	(Pollard - DAL - 30)	LA 3 @ DAL 4
DC	10/09/99	(Chronopoulos - NE - 2)	NE 2 @ DC 1 (SO)
MET	04/22/00	(Agoos - DC - 9)	MET 3 @ DC 2
CLB	05/03/00	(Williams - DC - 88)	CLB 2 @ DC 1
CHI	05/13/00	(Wright - SJ - 13)	SJ 1 @ CHI 4
LA	05/20/00	(Talley - DC - 35)	DC 1 @ LA 2
CHI	05/24/00	(Farrer - DAL - 51+)	DAL 3 @ CHI 4
DC	05/27/00	(Pollard - DAL - 75)	DAL 2 @ DC 3
COL	08/05/00	(Doyle - SJ - 13)	SJ 0 @ COL 2
MIA	09/09/00	(Denton - DC - 57)	MIA 6 @ DC 2
DC	09/09/00	(Mastroeni - MIA - 79)	MIA 6 @ DC 2
MIA	04/21/01	(Ibsen - SJ - 39)	SJ 1 @ MIA 2
NE	05/05/01	(Barrett - SJ - 90)	NE 2 @ SJ 3
LA	06/16/01	(Bishop - MIA - 35)	LA 3 @ MIA 3
DAL	06/16/01	(Vermillion - COL - 5)	DAL 6 @ COL 3
DAL	06/16/01	(Key - COL - 56)	DAL 6 @ COL 3
CLB	07/18/01	(Chung - MET - 62)	MET 1 @ CLB 2
MET	07/18/01	(Lapper - CLB - 81)	MET 1 @ CLB 2
MET	07/21/01	(Talley - DC - 86)	DC 1 @ MET 2
LA	08/18/01	(Addo - TB - 21)	TB 1 @ LA 5
CHI	03/23/02	(McCarty - CLB - 18)	CHI 2 @ CLB 0
MET	03/23/02	(Llamosa - NE - 72)	NE 1 @ MET 3
SJ	06/22/02	(Titus - COL - 63)	COL 0 @ SJ 4
SJ	06/22/02	(Kotschau - COL - 89)	COL 0 @ SJ 4
DAL	07/13/02	(Conrad - SJ - 50)	SJ 1 @ DAL 2
CHI	08/18/02	(Cullen - NE - 85)	CHI 2 @ NE 0
SJ	09/07/02	(Dunseth - CLB - 97+)	CLB 3 @ SJ 4

ALL-TIME MLS PENALTY KICK SUMMARY

Attempts	PK Attempts Made	PK Attempts Saved	PCT. Scored	PCT. Saved	PCT. Off Target
366	260	76	71%	21%	8%

D.C. UNITED – REGULAR SEASON INDIVIDUAL STATS

UNF	POS	PLAYER	GP	GS	MIN	G	A	PTS	SHT	SOG	FC	FS	OF	CK	C	E	CP
10	MID	Marco Etcheverry	24	23	2146	3	8	14	26	12	22	54	3	139	9	0	34
15	MID	Bobby Convey	26	25	2248	5	3	13	39	25	35	26	8	22	3	1	12
28	FWD	Ali Curtis	20	6	806	5	1	11	25	12	16	25	8	1	1	0	4
7	MID	Ryan Nelsen	20	17	1596	4	3	11	15	12	28	14	0	0	2	0	7
9	FWD	Jaime Moreno	16	14	1157	3	4	10	29	13	16	44	10	2	1	0	4
25	FWD	Santino Quaranta	11	11	949	3	4	10	24	11	24	24	13	0	6	0	23
11	MID	Petter Villegas	18	14	1346	2	5	9	30	11	34	17	9	4	1	0	4
20	FWD	Eliseo Quintanilla	9	9	726	2	2	6	19	11	11	18	15	0	1	0	4
8	DEF	Ivan McKinley	23	23	1786	1	2	4	20	7	38	16	2	0	7	1	27
23	DEF	Eddie Pope	17	16	1471	1	1	3	11	3	23	11	0	0	1	0	4
16	MID	Richie Williams	26	25	2307	0	3	3	8	6	57	31	0	0	8	0	32
17	MID	Henry Zambrano	5	3	240	1	0	2	10	4	4	4	6	0	0	0	0
5	DEF	Milton Reyes	24	24	2204	0	2	2	9	3	45	42	1	1	6	1	23
20	FWD	Abdul Thompson Conteh	5	5	286	1	0	2	9	4	10	2	6	0	1	0	2
13	MID	Jose Alegria	14	11	900	0	1	1	19	11	23	14	2	7	5	0	18
14	MID	Ben Olsen	10	7	718	0	1	1	12	8	19	28	6	3	3	0	11
6	MID	Lazo Alavanja	17	10	1001	0	0	0	13	5	20	12	0	6	4	1	16
27	FWD	Roy Lassiter	12	3	440	0	0	0	5	2	9	13	8	0	1	0	3
30	DEF	* Orlando Perez	8	1	268	0	0	0	4	2	2	1	0	0	0	0	0
4	DEF	Brandon Prideaux	27	26	2389	0	0	0	3	1	36	26	0	0	6	0	24
24	FWD	Dennis Ludwig	2	0	30	0	0	0	2	1	0	0	0	0	0	0	0
12	MID	Bryan Namoff	11	5	442	0	0	0	1	0	12	9	0	0	1	0	4
16	DEF	* Craig Ziadie	1	0	27	0	0	0	1	0	1	0	0	0	0	0	0
18	GK	Nick Rimando	28	28	2588	0	0	0	0	0	0	5	0	0	1	0	2
8	MID	* Mark Lisi	6	2	265	0	0	0	0	0	7	6	1	0	1	0	4
21	MID	Justin Mapp	3	0	28	0	0	0	0	0	0	0	1	0	0	0	0
TOTALS						31	40	102	334	164	492	442	99	185	69	4	262
OPPONENT TOTALS						40	52	132	364	183	463	479	70	143	64	2	

GAME-WINNING GOALS: Etcheverry 3, Nelsen 2, Convey 1, Curtis 1, McKinley 1, Pope 1
 GAME-WINNING ASSISTS: Etcheverry 3, Convey 2, McKinley 1, Moreno 1, Villegas 1, Williams 1
 PENALTY KICK GOALS/ATTEMPTS: Moreno 1-3, Etcheverry 0-1
 BLOCKS: Nelsen 3, Pope 2, Williams 2, Alegria 1, Etcheverry 1, Olsen 1, Prideaux 1, Reyes 1

D.C. UNITED - INDIVIDUAL GOALKEEPING

UNF	GOALKEEPER	GP	MIN	SHTS	SVS	C/P	GA	GAA	PG	PA	SG	SA	W	L	T	SO	OT RECORD
18	Nick Rimando	28	2588	183	131	85	40	1.39	5	6	0	0	9	14	5	7	2-2-5
TOTALS		28	2588	183	131	85	40	1.39	5	6	0	0	9	14	5	7	2-2-5

D.C. UNITED - COACHES

COACH	W	L	T	PCT.	PTS.	OT RECORD
Ray Hudson	9	14	5	0.411	32	2-2-5

2002 D.C. UNITED GAME-BY-GAME

IT'S YOUR GAME!

2002 MLS CUP PLAYOFFS MEDIA GUIDE

DAY	DATE	OPPONENT	W/L/T	SCORE	ATT.	REC.	PTS	PL	NOTES
Sat.	March 23	at Los Angeles	L	1-2 (OT)	20,602	0-1-0	0	T3	Curtis scores in D.C. debut but Galaxy win on Ruiz' PK goal in OT
Sat.	March 30	Chicago	W	2-0	15,033	1-1-0	3	T1	Etcheverry's first goal since 2000 leads United to first victory
Wed.	April 3	at Colorado	L	0-2	48,476	1-2-0	3	T2	United offense goes stagnant without Etcheverry creating opportunities
Sat.	April 6	at Dallas	L	1-2	8,565	1-3-0	3	T2	Quaranta scores, but D.C. still winless in Dallas since August 7, 1998
Sat.	April 20	Kansas City	W	2-1 (OT)	12,759	2-3-0	6	T2	McKinley heads home OT game-winner, Curtis scores second of the year
Sat.	April 27	at Columbus	L	0-1	14,997	2-4-0	6	T3	McKinley ejection in 40th minute and bad conditions lead to United loss
Sat.	May 4	Chicago	L	0-3	11,767	2-5-0	6	T3	D.C. goes scoreless in rain-soaked RFK; Fire avenge earlier 2-0 loss
Sun.	May 12	Columbus	T	1-1 (OT)	30,413	2-5-1	7	T3	Quaranta scores but Moreno misses PK preventing D.C. home win
Sat.	May 18	MetroStars	W	4-2	20,105	3-5-1	10	T2	Moreno scores twice; Villegas and Etcheverry score as United wins
Sat.	June 8	New England	W	3-2	12,988	4-5-1	13	2	Nelson scores twice and Quaranta nets one in United comeback victory
Sat.	June 15	at Kansas City	L	0-2	9,721	4-6-1	13	T4	Without Quaranta and Moreno, United finds no offense in defeat to KC
Wed.	June 19	Colorado	W	2-0	10,431	5-6-1	16	4	Nelsen blast and Moreno PK coupled with Rimando shutout beat Colorado
Sat.	June 29	Los Angeles	W	1-0 (OT)	18,854	6-6-1	19	2	Convey scores golden goal and Rimando gets second clean sheet in a row
Thu.	July 4	at Kansas City	L	1-2	19,641	6-7-1	19	2	Wizards score twice early and Curtis goal not enough as comeback fails
Sat.	July 6	at New England	L	0-2	9,747	6-8-1	19	T3	United shut out by suddenly stingy Revs defense; Twellman scores 13th
Sat.	July 13	Columbus	L	1-3	13,665	6-9-1	19	T4	Convey header is United's lone tally as D.C. loses first at home since 5/4
Sat.	July 20	at Chicago	T	0-0 (OT)	14,432	6-9-2	20	4	Rimando and Thornton both keep clean sheets in first 0-0 tie of season
Wed.	July 24	at Columbus	L	0-1	17,368	6-10-2	20	4	Without Etcheverry and Quaranta D.C. lacks offensive flare and lose
Sat.	July 27	New England	L	0-1	24,240	6-11-2	20	5	Despite barrage of attacks, D.C. can't find the back of the net in loss
Wed.	July 31	at Chicago	T	0-0 (OT)	10,444	6-11-3	21	5	Rimando records second 0-0 shutout against Chicago in two weeks
Sat.	Aug. 10	Kansas City	T	0-0 (OT)	14,630	6-11-4	22	T4	United fail to score for fifth consecutive game and six of seven
Sat.	Aug. 17	at San Jose	T	2-2 (OT)	11,177	6-11-5	23	4	United scores first goal in five matches as Quintanilla scores twice
Sun.	Aug. 25	at MetroStars	L	0-1	20,477	6-12-5	23	5	D.C. playoff chances take a hit behind stoppage time Mathis goal
Sat.	Aug. 31	San Jose	W	4-2	14,158	7-12-5	26	5	Offensive explosion keeps United alive in playoffs hunt after win over SJ
Sat.	Sept. 7	at New England	L	0-3	15,748	7-13-5	26	5	United falls to Twellman's hat trick; virtually eliminated from postseason
Thu.	Sept. 12	at MetroStars	W	1-0	14,585	8-13-5	29	5	Etcheverry free kick winner keeps DC's slim playoff hopes alive
Sat.	Sept. 14	MetroStars	W	2-1	17,677	9-13-5	32	5	Convey and Curtis lead United in late season surge for postseason
Thu.	Sept. 19	Dallas	L	3-4 (OT)	13,889	9-14-5	32	5	Late season push comes to an end in thrilling overtime loss

METROSTARS – 2002 REGULAR SEASON INDIVIDUAL STATS

UNF	POS	PLAYER	GP	GS	MIN	G	A	PTS	SHT	SOG	FC	FS	OF	CK	C	E	CP
22	FWD	Rodrigo Faria	28	25	2285	12	5	29	90	49	37	50	30	3	4	0	16
15	FWD	Mamadou Diallo	17	14	1135	11	4	26	51	32	28	39	34	0	2	1	6
7	FWD	Andy Williams	19	17	1539	2	13	17	46	15	34	74	3	21	4	0	15
4	MID	Brad Davis	24	12	1246	4	3	11	22	10	14	31	3	36	2	0	8
13	M/F	Clint Mathis	14	14	1106	4	2	10	40	20	20	24	4	0	3	1	12
11	MID	Ross Paule	26	26	2207	2	2	6	29	11	35	31	0	27	4	1	15
9	FWD *	Diego Serna	8	8	696	1	3	5	22	8	16	19	4	4	0	1	0
8	MID	Mark Lisi	17	4	609	2	1	5	7	5	4	9	0	1	1	0	4
2	DEF	Ted Chronopoulos	18	16	1462	0	4	4	8	3	27	20	3	1	3	0	11
10	MID	Tab Ramos	14	12	926	0	3	3	11	7	15	26	0	39	4	1	16
11	MID *	Petter Villegas	7	7	607	0	3	3	11	3	15	14	1	16	1	0	4
5	DEF	Steve Jolley	27	26	2327	1	1	3	7	3	35	21	0	0	4	0	13
6	MID	Jeff Moore	18	17	1482	0	3	3	5	2	28	24	0	0	4	0	14
5	MID *	Brian Kamler	8	7	581	1	1	3	4	1	10	10	0	1	2	0	8
7	DEF *	Daniel Hernandez	9	9	809	0	2	2	11	0	20	11	0	0	3	0	10
14	DEF	Joe Addo	15	10	918	0	1	1	2	1	8	12	0	0	3	1	11
18	GK	Tim Howard	27	27	2463	0	1	1	0	0	1	3	0	0	1	1	4
12	DEF	Mike Petke	27	27	2398	0	0	0	8	2	41	35	1	0	6	1	24
9	M/F	Byron Alvarez	8	0	119	0	0	0	3	1	6	5	0	1	1	0	4
16	DEF	Craig Ziadie	20	18	1610	0	0	0	2	0	29	37	0	0	4	1	16
21	DEF	Nelson Akwari	7	3	325	0	0	0	2	0	2	6	0	0	1	0	4
3	DEF	Sam Forko	9	3	356	0	0	0	1	1	12	4	0	0	3	0	10
25	MID *	Winston Griffiths	3	0	17	0	0	0	1	0	1	1	1	0	0	0	0
19	DEF	Birahim Diop	4	3	228	0	0	0	0	0	4	4	2	0	0	0	0
30	DEF *	Orlando Perez	2	1	98	0	0	0	0	0	1	0	0	1	0	0	0
30	GK	Paul Grafer	2	1	91	0	0	0	0	0	0	0	0	0	0	0	0
19	MID	Dustin Sheppard	2	0	64	0	0	0	0	0	2	1	1	0	0	0	0
25	FWD	Darin Lewis	3	1	48	0	0	0	0	0	0	4	0	0	0	0	0
17	DEF	Marcelo Balboa	1	0	5	0	0	0	0	0	0	0	0	0	0	0	0
20	MID	Brian Piesner	1	0	1	0	0	0	0	0	0	0	0	0	0	0	0
		Own-goals received				1											
		TOTALS				41	52	132	383	174	445	515	87	151	60	9	225
		OPPONENT TOTALS				47	66	160	422	202	537	420	107	161	71	5	

GAME-WINNING GOALS: Diallo 4, Davis 2, Faria 2, Jolley 1, Mathis 1
 GAME-WINNING ASSISTS: Williams 4, Faria 3, Chronopoulos 1, Davis 1, Diallo 1, Howard 1, Jolley 1, Mathis 1, Moore 1
 PENALTY KICK GOALS/ATTEMPTS: Diallo 3-5, Faria 2-3, Paule 1-1
 BLOCKS:Chronopoulos 2, Jolley 2, Addo 1, Diop 1, Hernandez 1, Moore 1, Petke 1, Ramos 1, Villegas 1, Ziadie 1

METROSTARS - INDIVIDUAL GOALKEEPING

UNF	GOALKEEPER	GP	MIN	SHTS	SVS	C/P	GA	GAA	PG	PA	SG	SA	W	L	T	SO	OT RECORD
18	Tim Howard	27	2463	195	140	115	44	1.61	2	4	0	0	11	14	2	4	1-1-2
30	Paul Grafer	2	91	7	3	3	3	2.97	1	1	0	0	0	1	0	0	0-0-0
	TOTALS	29	2554	202	143	118	47	1.66	3	5	0	0	11	15	2	4	1-1-2

METROSTARS - COACHES

COACH	W	L	T	PCT.	PTS.	OT RECORD
Octavio Zambrano	11	15	2	0.429	35	1-1-2

2002 METROSTARS GAME-BY-GAME

DAY	DATE	OPPONENT	W/L/T	SCORE	ATT.	REC.	PTS	PL	NOTES
Sat.	March 23	New England	W	3-1	13,234	1-0-0	3	T1	Serna records assists on goals by Faria and Mathis as MET roll over Revs
Sat.	March 30	Columbus	L	0-1	45,511	1-1-0	3	T1	Metros lose to a 6 th minute goal and a short-handed Crew defense
Sat.	April 6	at Columbus	W	2-1 (OT)	11,103	2-1-0	6	1	Faria and Davis score on the road to avenge prior week's loss at home
Sat.	April 13	at Colorado	W	2-1	12,411	3-1-0	9	1	Kanler and Davis score as Metros win battle of first-place teams
Sat.	April 20	Chicago	L	0-2	20,047	3-2-0	9	1	Ramos gets red card while Gray and Beasley score to beat Eastern rival
Sat.	April 27	San Jose	T	1-1 (OT)	13,339	3-2-1	10	1	Mathis scores in last game before WC; Graziani evens the score late
Sat.	May 4	Dallas	L	1-2	15,551	3-3-1	10	T1	Serna scores first as Metro, Petke gets red card, Kreis scores game-winner
Sat.	May 11	at San Jose	L	1-2	8,445	3-4-1	10	T1	Faria goal isn't enough to comeback on E'Quakes as Graziani tallies twice
Sat.	May 18	at DC United	L	2-4	20,105	3-5-1	10	T2	Faria and Lisi score, but D.C. finds scoring touch in high scoring matchup
Sat.	May 25	Kansas City	T	1-1 (OT)	18,401	3-5-2	11	T2	Diallo nets in his MetroStars debut to equalize with the Wizards
Sat.	June 15	Los Angeles	W	5-0	22,071	4-5-2	14	3	Diallo nets four goals, Williams three assists & Howard keeps clean sheet
Sat.	June 22	at Chicago	W	1-0	12,721	5-5-2	17	T2	Late Faria goal spurs Metros win; Howard gets second straight shutout
Wed.	June 26	Colorado	L	0-1	12,008	5-6-2	17	T2	Mathis roster mistake and Carrieri goal beat Metros in bid for first place
Sat.	June 29	at New England	W	2-0	16,958	6-6-2	20	1	Mathis notches two assists on Diallo and Lisi goals & Howard blanks Revs
Thu.	July 4	at Dallas	L	0-2	16,055	6-7-2	20	1	Metros shut out as Kreis and Rhine score to beat Metros on mohawk night
Sat.	July 6	at Columbus	W	3-2	19,756	7-7-2	23	1	Faria, Paule and Jolley score to keep Metros in first place in the East
Sat.	July 13	Chicago	L	2-3 (OT)	22,070	7-8-2	23	T1	Williams and Diallo score, but it's not enough as Fire creep into tie for 1st
Sat.	July 20	New England	W	4-3	13,837	8-8-2	26	1	Diallo nets two and Williams gets a goal and assist to keep Metros in first
Wed.	July 24	at Kansas City	W	3-1	6,271	9-8-2	29	1	Faria nets two and Diallo scores his tenth as a Metro to lengthen lead
Sat.	July 27	at Chicago	L	0-3	14,576	9-9-2	29	1	Defense again is problem as Fire breakout for three goals against Metros
Wed.	July 31	Columbus	L	2-3	10,602	9-10-2	29	1	Faria and Diallo score but the Crew tightens things up in the East with win
Sat.	Aug. 17	Dallas	L	1-3	12,471	9-11-2	29	3	Paule scores, but Martinez's pair and Carritos' goal fuel comeback win
Sun.	Aug. 25	DC United	W	1-0	20,447	10-11-2	32	3	Mathis stoppage time goal solidifies Metros playoff standing
Sat.	Aug. 31	at Los Angeles	L	0-3	19,854	10-12-2	32	3	Ruiz hat trick puts Metros in jeopardy of losing playoff spot; NE on heels
Thu.	Sept. 5	at Dallas	W	3-1	7,913	11-12-2	35	T1	Mathis and Faria score to pull Metros into tie with Columbus atop East
Thu.	Sept. 12	DC United	L	0-1	14,585	11-13-2	35	T1	Metrostars lose on fluke Etcheverry free kick, miss chance to clinch
Sat.	Sept. 14	at DC United	L	1-2	17,677	11-14-2	35	T2	Faria scores early, DC comes back; Metros in danger of missing playoffs
Sat.	Sept. 21	at New England	L	0-3	20,215	11-15-2	35	4	Without Mathis & Howard, an early Twellman PK puts postseason in doubt



FINAL 2002 MLS REGULAR SEASON STATS

FINAL LEAGUE STANDINGS - Monday, September 23, 2002

Eastern Conference										
TEAM	GP	W	L	T	PTS	GF	GA	STREAKS	LAST 10	
xy N.E. Revolution	28	12	14	2	38	49	49	Won 3	6-3-1	
x Columbus Crew	28	11	12	5	38	44	43	Lost 1	5-4-1	
x Chicago Fire	28	11	13	4	37	43	38	Won 1	4-5-1	
z MetroStars	28	11	15	2	35	41	47	Lost 3	3-7-0	
z D.C. United	28	9	14	5	32	31	40	Lost 1	3-4-3	

Western Conference										
TEAM	GP	W	L	T	PTS	GF	GA	STREAKS	LAST 10	
xy L.A. Galaxy	28	16	9	3	51	44	33	Won 4	8-2-0	
x S.J. Earthquakes	28	14	11	3	45	45	35	Lost 2	4-5-1	
x Dallas Burn	28	12	9	7	43	44	43	Won 1	4-5-1	
x Colorado Rapids	28	13	11	4	43	43	48	Tied 1	5-2-3	
x Kansas City Wizards	28	9	10	9	36	37	45	Tied 1	3-5-2	

x = Clinched playoff berth
 y = Conference Champion
 z = Eliminated from playoff contention

Notes:
 NE wins first tiebreaker vs. CLB (head-to-head: 2-1-1)
 DAL wins first tiebreaker vs. COL (head-to-head: 2-1-1)

PLAYOFF BRACKET

Bracket 1
 Quarterfinals
 (1) Los Angeles Galaxy vs. (8) Kansas City Wizards
 (4) Dallas Burn vs. (5) Colorado Burn

Bracket 2
 Quarterfinals
 (2) New England Revolution vs. (7) Chicago Fire
 (3) San Jose Earthquakes vs. (6) Columbus Crew

Semifinals
 Winner of (1-8) vs. Winner of (4-5)
 Winner of (2-7) vs. Winner of (3-6)

Saturday, October 5 - Game 1
 Wednesday, October 9 - Game 2
 Saturday, October 12 - Game 3 (if necessary)
 Sunday, October 20, 2002
 MLS Cup 2002, FoxBoro, MA, 1:30 pm - ABC

MLS CUP PLAYOFF TABLE

Overall Standings (top 8 teams qualify)										
SD	TEAM	GP	W	L	T	PTS	GF	GA		
1.	xy Los Angeles Galaxy	28	16	9	3	51	44	33		
2.	xy N.E. Revolution	28	12	14	2	38	49	49		
3.	x San Jose Earthquakes	28	14	11	3	45	45	35		
4.	x Dallas Burn	28	12	9	7	43	44	43		
5.	x Colorado Rapids	28	13	11	4	43	43	48		
6.	x Columbus Crew	28	11	12	5	38	44	43		
7.	x Chicago Fire	28	11	13	4	37	43	38		
8.	x Kansas City Wizards	28	9	10	9	36	37	45		
	z MetroStars	28	11	15	2	35	41	47		
	z D.C. United	28	9	14	5	32	31	40		

x = Clinched playoff berth
 y = Conference Champion
 z = Eliminated from playoff contention

Notes:
 NE wins first tiebreaker vs. CLB (head-to-head: 2-1-1)
 DAL wins first tiebreaker vs. COL (head-to-head: 2-1-1)

UPCOMING MLS CUP PLAYOFF SCHEDULE (all times ET)

Wednesday, September 25
 (5) Colorado at (4) Dallas, 8:30 PM
 (6) Columbus at (3) San Jose, 10:00 PM
 (8) Kansas City at (1) Los Angeles, 10:30 PM
 Thursday, September 26, 2002
 (7) Chicago at (2) New England, 7:30 PM - ESPN2
 Saturday, September 28
 (3) San Jose at (6) Columbus, 7:30 PM
 (1) Los Angeles at (8) Kansas City, 8:00 PM
 (4) Dallas at (5) Colorado, 9:00 PM
 Sunday, September 29
 (2) New England at (7) Chicago, 7:00 PM
 Wednesday, October 2
 Game Three (if necessary) for all series

LEADING SCORERS

NAME	TEAM(S)	GAMES	GOALS	ASSISTS	POINTS
1 Taylor Twellman	NE	28	23	6	52
2 Carlos Ruiz	LA	26	24	1	49
3 Jeff Cunningham	CLB	27	16	5	37
4 Ante Razov	CHI	25	14	8	36
5 Ariel Graziani	SJ	28	14	5	33
6 Mark Chung	COL	27	11	10	32
7 Jason Kreis	DAL	27	13	4	30
8 Mamadou Diallo	MET*	24	12	5	29
Steve Ralston	NE	27	5	19	29
Rodrigo Faria	MET	28	12	5	29
Chris Henderson	COL	28	11	7	29

* Played for more than one team - Most Recent Team Listed